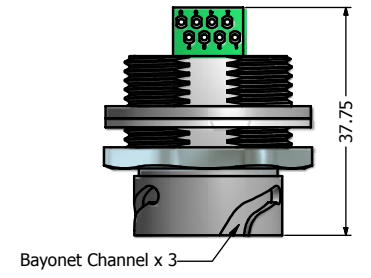
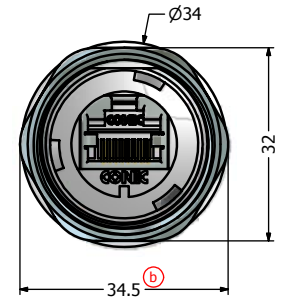
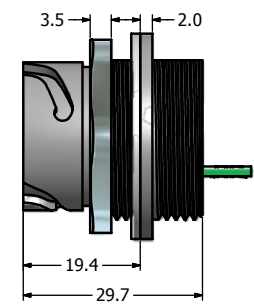
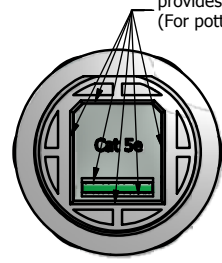


Shielded Cat.5e RJ45 PCB Jack accepts both Solid and Stranded AWG 24 to 26 Wires



Sealed with Sealing Compound, provides IP67 even when uncovered (For potted version only)



- Notes:**
- Electrical Specifications:
 - Meets EIA/TIA-568-B.2 Cat.5e Specification
 - Contact Resistance: 20mOhm max.
 - Insulation Resistance: 500MOhm min. @ 100 VDC
 - Current Rating: 1.2A max. at 25°C
 - Working Voltage: 100 VDC
 - DWV: 1000 VDC/60s Contact to Contact, 1500 VDC/60s Contact to Metal Shell
 - Operating Temperature: -40°C to +85°C
 - Material and Finish:
 - Receptacle Housing: Metallized ABS (Nickel Plated); UL94 V-0
 - Cover Coupling Ring: Metallized ABS (Nickel Plated); UL94 V-0
 - Panel Nut: Brass, Finish: Nickel Plated
 - Panel Gasket: Silicon, Color: White
 - Cover Gasket: Silicon, Color: White
 - Tether: Polycarbonate, Color: Black
 - Cat.5e RJ45 PCB Jack Metal Shell: Copper Alloy, Nickel Plated
 - Cat.5e RJ45 PCB Jack Plastic Housing: Glass filled PBT UL94 V-0, Color: Black
 - Cat.5e RJ45 PCB Jack Contacts: Phosphor Bronze, Finish: 50u" Gold min. over Nickel
 - Connector can be front or rear mounted to a maximum panel thickness of 3.2mm.
 - IP67 rated when covered or fully mated with the appropriate mating connector
 - RoHS compliant

Directive 2002/95/EC RoHS Compliant

THIS DRAWING MAY NOT BE COPIED, OR REPRODUCED IN ANY WAY AND MAY NOT BE PASSED ON TO A THIRD PARTY WITHOUT WRITTEN PERMISSION. OWNERSHIP AND COPYRIGHT OF CONEC CORPORATION. DOT NOT ALTER CAD DRAWING BY HAND	Customer:			Tolerance Unless otherwise specified			Scale: 1:2:1	Dim. in mm												
	Name	Title	Approval Date	0 PLC ±0.50	1 PLC ±0.38		Autodesk Inventor	Material: See Notes												
				2 PLC ±0.25	3 PLC ±0.10	<table border="1"> <tr><td>Draw.</td><td>Jan. 28</td><td>Vincent Ke</td></tr> <tr><td>Appd.</td><td>Jan. 28</td><td>J. Chaudry</td></tr> <tr><td>Norm</td><td></td><td></td></tr> <tr><td>D-old</td><td></td><td></td></tr> </table>	Draw.	Jan. 28	Vincent Ke	Appd.	Jan. 28	J. Chaudry	Norm			D-old			Potted Receptacle & Cover Kit Metallized Plastic Receptacle Housing with Shielded Cat. 5e RJ45 PCB Jack	
	Draw.	Jan. 28	Vincent Ke																	
	Appd.	Jan. 28	J. Chaudry																	
	Norm																			
	D-old																			
	b	Mar/08/2011	Vincent Ke	D-old		Drawing No.: 17K1A201		DIN A3												
	a	original				Part No.: 17-10040		Sheet 1/1												
	Rev.	Changes	Date	Name																

X-ON Electronics

Largest Supplier of Electrical and Electronic Components

Click to view similar products for [Modular Connectors / Ethernet Connectors](#) category:

Click to view products by [CONEC](#) manufacturer:

Other Similar products are found below :

[8949-H88/06BLKA/SN](#) [74441-0010/BKN](#) [MP1010RX-1000](#) [MP44RX-1000](#) [PHJ-4P4C-1-V-4](#) [PHP-6P6C-5](#) [GAX-3-66](#) [GAX-8-62](#) [GDCX-PA-66-50](#) [GDCX-PN-64](#) [GDCX-PN-66](#) [GDCX-PN-66-50](#) [GDLX-A-66](#) [GDLX-N-66](#) [GDLX-S-66](#) [GDLX-S-88K](#) [GDLX-SMT-S-88](#) [GDTX-S-88-50](#) [GDX-PA-1010](#) [GLX-N-1010M-BLK](#) [GLX-S-88M-BLK](#) [GMX-N-1010](#) [GMX-S-1010](#) [GMX-S-66](#) [GMX-SMT4-N-88](#) [GPX-2-64](#) [GSGX-N-2-88](#) [GSGX-N-4-88](#) [GSX-NS2-88-3.05](#) [GSX-NS2-88-3.05-50](#) [GSX-NS-88-3.05-50](#) [PT-108A-8C-UL](#) [PT-J951-8C](#) [PTS-J531-8CS-50UL](#) [1-1775629-2](#) [A-2014-0-4](#) [GWLX-S-88-GR](#) [GWLX-S9-88-YG](#) [DC-1021-8-WH-6](#) [1300530003](#) [1324640-4](#) [RJ11FTVC2G](#) [RJ11FTVC2N](#) [RJFTVX2SA1G](#) [132764-001](#) [1413235](#) [MP88X-1000](#) [MPS88RX-5000](#) [E5288-S000K3-L](#) [E5908-15A242-L](#)