

SENSOR ACTOR LINE CONNECTORS

CONEC®

TECHNOLOGY IN CONNECTORS™



POWER
Sockets
SENSORS
M8 / M12 / 7 / 8" / RUND24
AUTOMATION
Customized

BUS-Connectors
MECH. ENGINEERING
field attachable
COMMUNICATIONS





TECHNOLOGY IN CONNECTORS™

As a leading connector manufacturer CONEC develops, produces and markets connectors worldwide for the application fields: industrial electronics, telecommunications, automation, automotive, aerospace and medical.



CONEC Germany, Lippstadt




CONEC Canada, Brampton



CONEC USA, Garner





At the headquarters in Lippstadt CONEC maintain a large research and development department, its own tool making department, CNC-turning department and a synthetics injection moulding plant. CONEC is a global player with its own subsidiaries or production sites in Canada, the USA, China, Czech Republic, Poland, France and the UK.



TABLE OF CONTENTS

SECTION 1	CONNECTORS OVERMOULDED	
	Nomenclature – Product specification	8
	M8x1/Ø8mm Connectors	16
	M12x1 Connectors	41
	7/8" Connectors	69
	Rund24 Connectors	87
SECTION 2	CONNECTORS FIELD ATTACHABLE	
	Nomenclature – Product specification	90
	M8x1 Connectors	102
	M12x1 Connectors	105
	7/8" Connectors	111
	M23 Connectors	112
	Rund24 Connectors	113
SECTION 3	SOCKETS	
	Nomenclature – Product specification	116
	M8x1 Sockets front panel mounting	120
	M12x1 Sockets front panel mounting	123
	7/8" Sockets front panel mounting	134
	M8x1 Sockets back panel mounting	138
	M12x1 Sockets back panel mounting	142
	7/8" Sockets back panel mounting	153
SECTION 4	SOCKETS SMT/THR	
	Nomenclature – Product specification	158
	M8x1 Sockets SMT	160
	M8x1 Sockets THR	165
	M8x1 Installation components SMT/THR	170
	M12x1 Sockets SMT	172
	M12x1 Installation components SMT	175
SECTION 5	PANEL PLUGS MALE/FEMALE	
	Nomenclature – Product specification	178
	M8x1 Panel plugs male- /female	180
	M12x1 Panel plugs male	183
SECTION 6	POWER CONNECTORS	
	Nomenclature – Product specification	188
	M12x1 Connectors, overmoulded, T-coded	192
	M12x1 Sockets T-coded	194
	M12x1 Connectors, overmoulded, S-coded	196
	M12x1 Sockets S-coded	198
SECTION 7	HIGH TEMPERATURE CONNECTORS	
	Nomenclature – Product specification	202
	M12x1 Connectors overmoulded	206
	M12x1 Sockets front/back panel mounting	209
SECTION 8	FOOD & BEVERAGES CONNECTORS	
	Nomenclature – Product specification	218
	M8x1 Connectors overmoulded	222
	M8x1 Sockets front panel mounting	227
	M12x1 Connectors overmoulded	228
	M12x1 Sockets front/back panel mounting	233



SECTION 9	CONNECTORS FOR BUS SYSTEMS	
	Nomenclature – Product specification	238
	Profibus DP	
	M12x1 Connectors overmoulded	252
	M12x1 Connectors field attachable	258
	M12x1 Sockets front/back panel mounting	259
	D-SUB - M12x1 Connecting cable	270
	Industrial Ethernet 100 MHz	
	M8x1 Connectors overmoulded	274
	M8x1 Sockets front panel mounting	275
	M12x1 Connectors overmoulded	276
	RJ45 Connecting cable AWG 24	278
	RJ45 - M8x1/M12x1 Connecting cable AWG 26	279
	M12x1 Connectors field attachable	280
	M12x1 Sockets front/back panel mounting	281
	10 Gbit/s Ethernet	
	M12x1 overmoulded, field attachable, sockets	286
	M12x1 Sockets SMT	287
	M12x1 Sockets THR	288
	RJ45 - M12x1 CONEC EtherCord	
	M12x1/ RJ45 Connecting cable	289
	DeviceNet	
	M12x1 Connectors overmoulded	291
	M12x1 Sockets front/back panel mounting	295
	7/8" Connectors overmoulded	297
	7/8" Sockets back panel mounting	297
	CAN-Bus	
	M12x1 Connectors overmoulded	298
	M12x1 Sockets front/back panel mounting	299
SECTION 10	JUNCTION SYSTEMS	
	Nomenclature – Product specification	302
	M8x1/M12x1 Y-Splitter	308
	M8x1/M12x1 Duo-Splitter	311
	M12x1 T-Splitter	316
	M12x1 Adapter	319
	7/8" T-Splitter	321
SECTION 11	VALVE CONNECTORS	
	Nomenclature – Product specification	324
	Overview pin assignment	328
	Valve connectors DT-series	330
	Valve connectors Superseal-series	340
SECTION 12	ACCESSORIES	
	Torque wrench/Plug insert	344
	Hex nuts/Tool holder	345
	Protection caps	346
SECTION 13	TECHNICAL INFORMATIONS	
	Cable qualities	350
	Pin and contact assignment	356
	Coding	360
	PCB-layout and installation space dimension	361
	Panel cut out	375
	IP Protection classes	376
	Electrotechnical Informations	377
SECTION 14	ADDITIONAL PRODUCT CATEGORIES	380
SECTION 15	PART NUMBERS	388



SECTION 1

CONNECTORS OVERMOULDED





SAL M8x1/Ø8MM CONNECTORS OVERMOULDED

Nomenclature

S A L - 8 - R K W S 3 - 3 L - 3 / A 1 / 034

SAL
Sensor Actor Line

Installation size
8 = M8x1/Ø8 mm

Coding
= Standard
B = B-coded S = A-coded, shielded

Design
R = Circular connector

Gender
K = Female connector
S = Male connector

Configuration
= Axial
W = Angled

Version
F = Thread fixed

Locking type
= Screwable
S = Snap-in
U = Screwable/Snap-in

Number of poles
3 = 3-pos. 5 = 5-pos.
4 = 4-pos. 8 = 8-pos.

LED-display
2L = 2-LED
3L = 3-LED

Cable length
XX = Length [m]

Cable quality
A1 = PVC, grey
K1 = TPU, black, high flexible, halogenfree, UL
G2 = TPU, black, shielded, UL
G3 = PVC, grey, shielded, UL
H5 = TPU, black, flexible, halogenfree UL

Wire cross-section
034 = 0.34 mm²
05 = 0.5 mm²

SAL M8x1/Ø8MM CONNECTORS OVERMOULDED

Product specification

Basic material	
Contact	CuZn
Contact plating	Nickel plated, gold plated
Contact carrier	TPU GF, UL 94 / PA, UL 94
Overmould standard configuration	TPU, UL 94, grey
Overmould LED-display configuration	TPU, UL translucent
Sealing	FPM
Coupling nut/-screw	GD-Zn, Ni

Technical Data

Information on the following pages are basing on below mentioned IEC-standards.

Rated voltage	IEC 61076-2-104
Current rating	IEC 61076-2-104
Insulation resistance	IEC 60512
Degree of pollution	IEC 60664-1
Degree of protection	IEC 60529
Mating cycles	IEC 60512-9a

Recommended torque: 0.4 Nm

Technical subject to change without notice.

SAL M12x1 CONNECTORS OVERMOULDED

Nomenclature

S A L - 1 2 - R K W 4 - 3 L - 3 / A 1

SAL
Sensor Actor Line

Installation size
12 = M12x1

Coding
= A-coding
C = C-coding
S = A-coding shielded

Design
R = Circular connector

Gender
K = Female connector
S = Male connector

Configuration
= Axial
W = Angled

Number of poles
3 = 3-pos.
4 = 4-pos.
5 = 5-pos.
6 = 6-pos.
8 = 8-pos.
12 = 12-pos.

LED-display
2L = 2-LED
3L = 3-LED

Cable length
XX = Length [m]

Cable quality
A1 = PVC, grey
A3 = PVC, grey, UL
G2 = TPU, black, shielded, UL
G3 = PVC, grey, shielded, UL
J1 = TPU, orange, irradiated, halogenfree, UL
K1 = TPU, black, high flexible, halogenfree, UL

SAL M12x1 CONNECTORS OVERMOULDED

Product specification

Basic material	
Contact	CuZn
Contact plating	Nickel plated, gold plated
Contact carrier	TPU GF, UL 94 / PA, UL 94
Overmould standard configuration	TPU, UL 94, grey
Overmould LED-display configuration	TPU, UL 94, transluzent
Sealing	FPM
Coupling nut/-screw	GD-Zn, Ni

Technical Data

Information on the following pages are basing on below mentioned IEC-standards.

Rated voltage	IEC 61076-2-101
Current rating	IEC 61076-2-101
Insulation resistance	IEC 60512
Degree of pollution	IEC 60664-1
Degree of protection	IEC 60529
Mating cycles	IEC 60512-9a

Recommended torque: 0,6 Nm

Technical subject to change without notice.

SAL 7/8" CONNECTORS OVERMOULDED

Nomenclature

S A L - 7 / 8 - R K W 4 - 2 / A 3 / 150

SAL
Sensor Actor Line

Installation size
7/8 = 7/8"

Design
R = Circular connector

Gender
K = Female connector
S = Male connector

Configuration
= Axial
W = Angled

Number of poles
2PE = 2-pos. + PE
4 = 4-pos.
4PE = 4-pos. + PE

Cable length
XX = Length [m]

Cable quality
A3 = PVC, grey, 300 V, UL
A6 = PVC, grey, 600 V, UL
K1 = TPU, black, 300 V, UL
K0 = TPU, black, 600 V, UL

Wire cross-section
= 0.75 mm²
150 = 1.5 mm²
250 = 2.5 mm²

SAL 7/8" CONNECTORS OVERMOULDED

Product specification

Basic material	
Contact	CuZn
Contact plating	Nickel plated, gold plated
Contact carrier	TPU, UL 94
Overmould	TPU, UL 94
Coupling nut/-screw	CuZn, Ni

Technical Data

Information on the following pages are basing on below mentioned IEC-standards.

Rated voltage	IEC 60664-1
Overvoltage category	IEC 60664-1 2
Overvoltage impulse	IEC 60664-1 2,7kV
Current rating	IEC 60512-3
Insulation resistance	IEC 60512
Degree of pollution	IEC 60664-1
Degree of protection	IEC 60529
Mating cycles	IEC 60512-9a

Technical subject to change without notice.

SAL RUND24 CONNECTORS OVERMOULDED

Nomenclature

S A L - 2 4 - R K W 3 P E - 2 / A 3

SAL
Sensor Actor Line

Installation size
24 = Rund24

Design
R = Circular connector

Gender
K = Female connector
S = Male connector

Configuration
= Axial
W = Angled

Number of poles
3PE = 3-pos. + PE

Cable length
XX = Length [m]

Cable quality
A3 = PVC, grey, UL

SAL RUND24 CONNECTORS OVERMOULDED

Product specification

Basic material	
Contact	CuZn
Contact plating	Nickel plated, silver plated
Contact carrier	PA GF, UL 94
Overmould	TPU, UL 94, grey
Sealing	FPM
Coupling nut/-screw	PA GF, UL 94

Technical Data

Information on the following pages are basing on below mentioned IEC-standards.

Rated voltage	IEC 60664-1
Current rating	IEC 60512-3
Insulation resistance	IEC 60512
Degree of pollution	IEC 60664-1
Degree of protection	IEC 60529
Mating cycles	IEC 60512-9a

Technical subject to change without notice.

M8x1 CONNECTORS OVERMOULDED

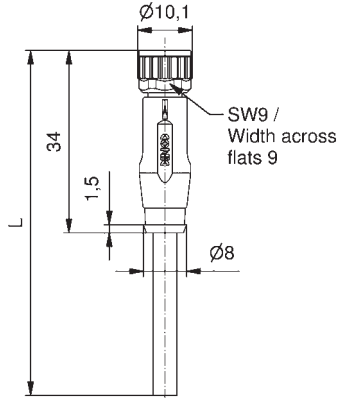
Screwable

Female connector axial

PVC, grey, LiYY

Contact assignment

Number of poles	Coding	Rated voltage [V]	Current rating [A]	Cable length = L [m]	Wire cross section [mm ²]	Description	Part No.
3	50 V AC / 60 V DC	3	3	0,25	2	SAL-8-RK3-2/A1	42-10000
					3	SAL-8-RK3-3/A1	42-10001
					5	SAL-8-RK3-5/A1	42-10002
					10	SAL-8-RK3-10/A1	42-10003
4	50 V AC / 60 V DC	3	3	0,25	2	SAL-8-RK4-2/A1	42-10032
					3	SAL-8-RK4-3/A1	42-10033
					5	SAL-8-RK4-5/A1	42-10034
					10	SAL-8-RK4-10/A1	42-10035
5	B	30	3	0,25	2	SAL-8B-RK5.1-2/A1	42-11104
					3	SAL-8B-RK5.1-3/A1	42-11105
					5	SAL-8B-RK5.1-5/A1	42-11106
					10	SAL-8B-RK5.1-10/A1	42-11107
8	A	30	1,5	0,14	2	SAL-8-RK8-2/A1	42-11226
					3	SAL-8-RK8-3/A1	42-11227
					5	SAL-8-RK8-5/A1	42-11228
					10	SAL-8-RK8-10/A1	42-11229



Pin 1 ■
Pin 3 ■
Pin 4 ■

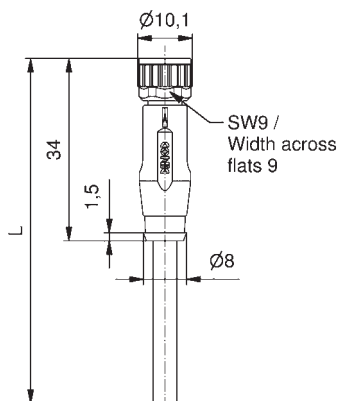
Pin 1 ■
Pin 2 ■
Pin 3 ■
Pin 4 ■

Pin 1 ■
Pin 2 ■
Pin 3 ■
Pin 4 ■
Pin 5 ■

Pin 1 ■
Pin 2 ■
Pin 3 ■
Pin 4 ■

Pin 5 ■
Pin 6 ■
Pin 7 ■
Pin 8 ■

TPU, UL, halogenfree, black, LiY11Y



Pin 1 ■
Pin 3 ■
Pin 4 ■

Pin 1 ■
Pin 2 ■
Pin 3 ■
Pin 4 ■

Pin 1 ■
Pin 2 ■
Pin 3 ■
Pin 4 ■
Pin 5 ■

Pin 1 ■
Pin 2 ■
Pin 3 ■
Pin 4 ■
Pin 5 ■

Pin 1 ■
Pin 2 ■
Pin 3 ■
Pin 4 ■

Pin 5 ■
Pin 6 ■
Pin 7 ■
Pin 8 ■

3	50 V AC / 60 V DC	3	3	0,25	2	SAL-8-RK3-2/K1	42-10004
					3	SAL-8-RK3-3/K1	42-10005
					5	SAL-8-RK3-5/K1	42-10006
					10	SAL-8-RK3-10/K1	42-10007
4	50 V AC / 60 V DC	3	3	0,25	2	SAL-8-RK4-2/K1	42-10036
					3	SAL-8-RK4-3/K1	42-10037
					5	SAL-8-RK4-5/K1	42-10038
					10	SAL-8-RK4-10/K1	42-10039
5	B	30	3	0,25	2	SAL-8B-RK5.1-2/K1	42-11096
					3	SAL-8B-RK5.1-3/K1	42-11097
					5	SAL-8B-RK5.1-5/K1	42-11098
					10	SAL-8B-RK5.1-10/K1	42-11099
5	B	30	3x1,5 2x3	3x0,14 2x0,34	2	SAL-8B-RK5.1-2/H5	42-13031
					3	SAL-8B-RK5.1-3/H5	42-13032
					5	SAL-8B-RK5.1-5/H5	42-13033
					10	SAL-8B-RK5.1-10/H5	42-13034
8	A	30	1,5	0,14	2	SAL-8-RK8-2/K1	42-11175
					3	SAL-8-RK8-3/K1	42-11176
					5	SAL-8-RK8-5/K1	42-11177
					10	SAL-8-RK8-10/K1	42-11178


M8x1 CONNECTORS OVERMOULDED
Screwable, wire cross section 0.5 mm²

Female connector axial

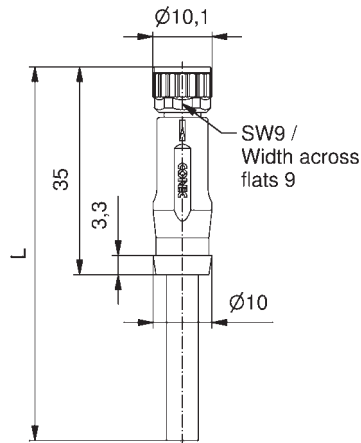
PVC, grey, LiYY

Contact assignment

Number of poles	Coding	Rated voltage [V]	Current rating [A]	Cable length = L [m]	Wire cross section [mm ²]	Description	Part No.
3		50 V AC / 60 V DC	5	0,5	2	SAL-8-RK3-2/A1/05	42-12226
					3	SAL-8-RK3-3/A1/05	42-12227
					5	SAL-8-RK3-5/A1/05	42-12228
					10	SAL-8-RK3-10/A1/05	42-12229
4		50 V AC / 60 V DC	5	0,5	2	SAL-8-RK4-2/A1/05	42-12266
					3	SAL-8-RK4-3/A1/05	42-12267
					5	SAL-8-RK4-5/A1/05	42-12268
					10	SAL-8-RK4-10/A1/05	42-12269



- Pin 1 ■
- Pin 3 ■
- Pin 4 ■



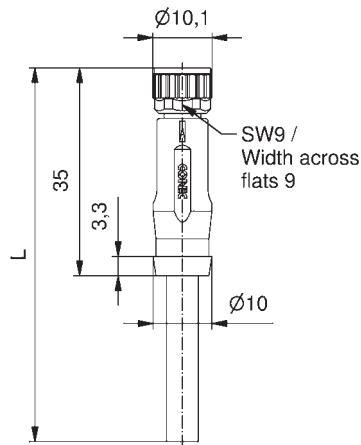
- Pin 1 ■
- Pin 2 ■
- Pin 3 ■
- Pin 4 ■

TPU, UL, halogenfree, black, Li9Y11Y

3		50 V AC / 60 V DC	5	0,5	2	SAL-8-RK3-2/K1/05	42-12230
					3	SAL-8-RK3-3/K1/05	42-12231
					5	SAL-8-RK3-5/K1/05	42-12232
					10	SAL-8-RK3-10/K1/05	42-12233
4		50 V AC / 60 V DC	5	0,5	2	SAL-8-RK4-2/K1/05	42-12270
					3	SAL-8-RK4-3/K1/05	42-12271
					5	SAL-8-RK4-5/K1/05	42-12272
					10	SAL-8-RK4-10/K1/05	42-12273



- Pin 1 ■
- Pin 3 ■
- Pin 4 ■



- Pin 1 ■
- Pin 2 ■
- Pin 3 ■
- Pin 4 ■

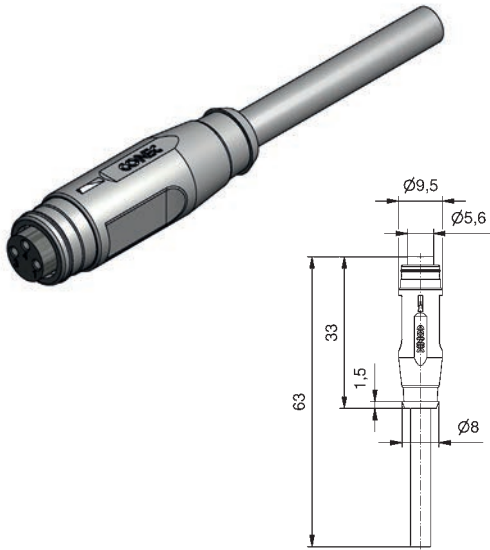
M8x1 CONNECTORS OVERMOULDED Snap-in

Female connector axial

PVC, grey, LiYY

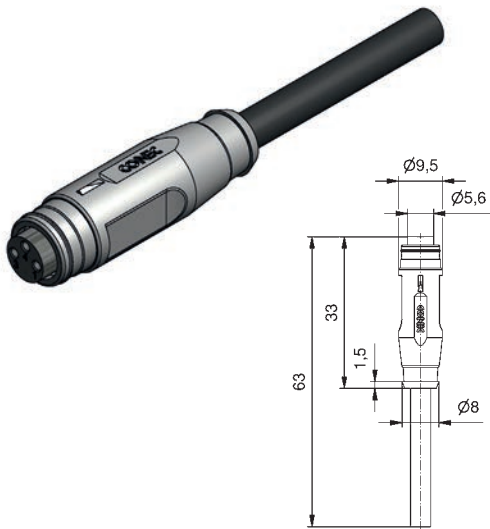
Contact assignment

Number of poles	Coding	Rated voltage [V]	Current rating [A]	Cable length = L [m]	Wire cross section [mm ²]	Description	Part No.
3	B	50 V AC / 60 V DC	3	0,25	2	SAL-8-RKS3-2/A1	42-10064
					3	SAL-8-RKS3-3/A1	42-10065
					5	SAL-8-RKS3-5/A1	42-10066
					10	SAL-8-RKS3-10/A1	42-10067
4	B	50 V AC / 60 V DC	3	0,25	2	SAL-8-RKS4-2/A1	42-10096
					3	SAL-8-RKS4-3/A1	42-10097
					5	SAL-8-RKS4-5/A1	42-10098
					10	SAL-8-RKS4-10/A1	42-10099
5	B	30	3	0,25	2	SAL-8B-RKS5.1-2/A1	42-11108
					3	SAL-8B-RKS5.1-3/A1	42-11109
					5	SAL-8B-RKS5.1-5/A1	42-11110
					10	SAL-8B-RKS5.1-10/A1	42-11111



TPU, UL, halogenfree, black, Li9Y11Y

3	B	50 V AC / 60 V DC	3	0,25	2	SAL-8-RKS3-2/K1	42-10068
					3	SAL-8-RKS3-3/K1	42-10069
					5	SAL-8-RKS3-5/K1	42-10070
					10	SAL-8-RKS3-10/K1	42-10071
4	B	50 V AC / 60 V DC	3	0,25	2	SAL-8-RKS4-2/K1	42-10100
					3	SAL-8-RKS4-3/K1	42-10101
					5	SAL-8-RKS4-5/K1	42-10102
					10	SAL-8-RKS4-10/K1	42-10103
5	B	30	3	0,25	2	SAL-8B-RKS5.1-2/K1	42-11100
					3	SAL-8B-RKS5.1-3/K1	42-11101
					5	SAL-8B-RKS5.1-5/K1	42-11102
					10	SAL-8B-RKS5.1-10/K1	42-11103



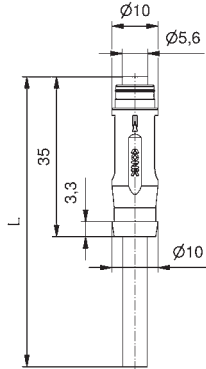
M8x1 CONNECTORS OVERMOULDED
Snap-in, wire cross section 0.5 mm²

Female connector axial

PVC, grey, LiYY

Contact assignment

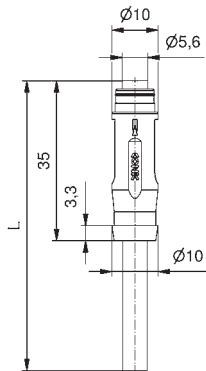
Number of poles	Coding	Rated voltage [V]	Current rating [A]	Cable length = L [m]	Wire cross section [mm ²]	Description	Part No.
3		50 V AC / 60 V DC	5	0,5	2	SAL-8-RKS3-2 / A1 / 05	42-13043
					3	SAL-8-RKS3-3 / A1 / 05	42-13044
					5	SAL-8-RKS3-5 / A1 / 05	42-13045
					10	SAL-8-RKS3-10 / A1 / 05	42-13046
4		50 V AC / 60 V DC	5	0,5	2	SAL-8-RKS4-2 / A1 / 05	42-13051
					3	SAL-8-RKS4-3 / A1 / 05	42-13052
					5	SAL-8-RKS4-5 / A1 / 05	42-13053
					10	SAL-8-RKS4-10 / A1 / 05	42-13054



- Pin 1 ■
- Pin 3 ■
- Pin 4 ■

- Pin 1 ■
- Pin 2 ■
- Pin 3 ■
- Pin 4 ■

TPU, UL, halogenfree, black, Li9Y11Y



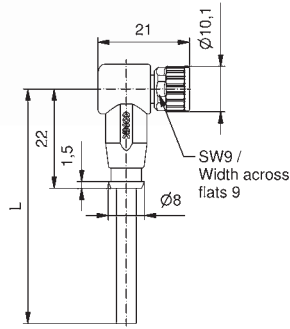
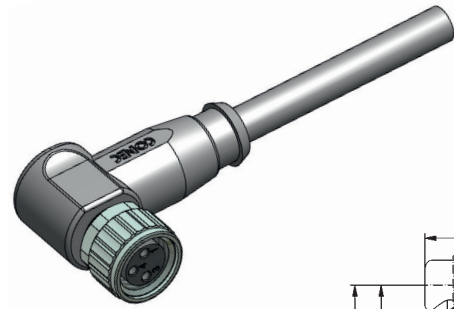
- Pin 1 ■
- Pin 3 ■
- Pin 4 ■

- Pin 1 ■
- Pin 2 ■
- Pin 3 ■
- Pin 4 ■

M8x1 CONNECTORS OVERMOULDED Screwable

Female connector angled

PVC, grey, LiYY



Contact assignment

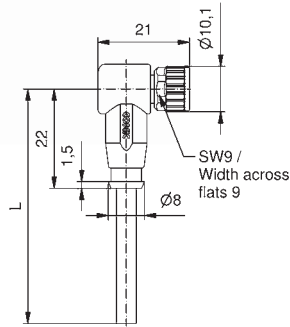
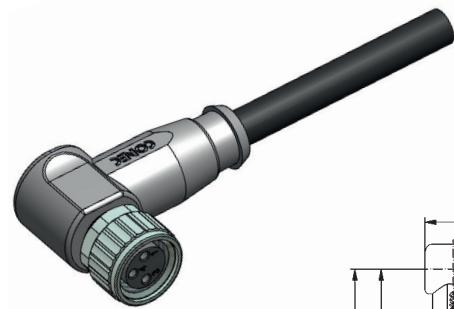
- Pin 1 ■
- Pin 3 ■
- Pin 4 ■

- Pin 1 ■
- Pin 2 ■
- Pin 3 ■
- Pin 4 ■

- Pin 1 ■
- Pin 2 ■
- Pin 3 ■
- Pin 4 ■
- Pin 5 ■

Number of poles	Coding	Rated voltage [V]	Current rating [A]	Cable length = L [m]	Wire cross section [mm ²]	Description	Part No.
3	B	50 V AC / 60 V DC	3	0,25	2	SAL-8-RKW3-2 / A1	42-10016
					3	SAL-8-RKW3-3 / A1	42-10017
					5	SAL-8-RKW3-5 / A1	42-10018
					10	SAL-8-RKW3-10 / A1	42-10019
4	B	50 V AC / 60 V DC	3	0,25	2	SAL-8-RKW4-2 / A1	42-10048
					3	SAL-8-RKW4-3 / A1	42-10049
					5	SAL-8-RKW4-5 / A1	42-10050
					10	SAL-8-RKW4-10 / A1	42-10051
5	B	30	3	0,25	2	SAL-8B-RKW5.1-2 / A1	42-11751
					3	SAL-8B-RKW5.1-3 / A1	42-11752
					5	SAL-8B-RKW5.1-5 / A1	42-11753
					10	SAL-8B-RKW5.1-10 / A1	42-11754

TPU, UL, halogenfree, black, Li9Y11Y



- Pin 1 ■
- Pin 3 ■
- Pin 4 ■

- Pin 1 ■
- Pin 2 ■
- Pin 3 ■
- Pin 4 ■

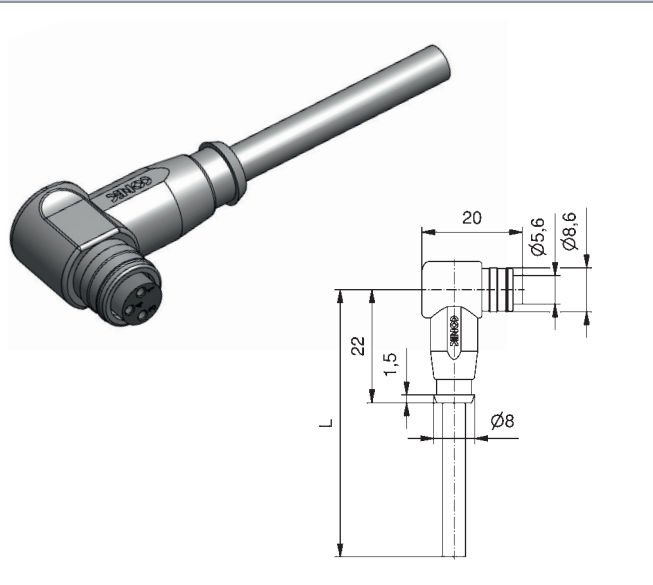
- Pin 1 ■
- Pin 2 ■
- Pin 3 ■
- Pin 4 ■
- Pin 5 ■

3	B	50 V AC / 60 V DC	3	0,25	2	SAL-8-RKW3-2 / K1	42-10020
					3	SAL-8-RKW3-3 / K1	42-10021
					5	SAL-8-RKW3-5 / K1	42-10022
					10	SAL-8-RKW3-10 / K1	42-10023
4	B	50 V AC / 60 V DC	3	0,25	2	SAL-8-RKW4-2 / K1	42-10052
					3	SAL-8-RKW4-3 / K1	42-10053
					5	SAL-8-RKW4-5 / K1	42-10054
					10	SAL-8-RKW4-10 / K1	42-10055
5	B	30	3	0,25	2	SAL-8B-RKW5.1-2 / K1	42-11748
					3	SAL-8B-RKW5.1-3 / K1	42-11749
					5	SAL-8B-RKW5.1-5 / K1	42-11656
					10	SAL-8B-RKW5.1-10 / K1	42-11750

M8x1 CONNECTORS OVERMOULDED Snap-in

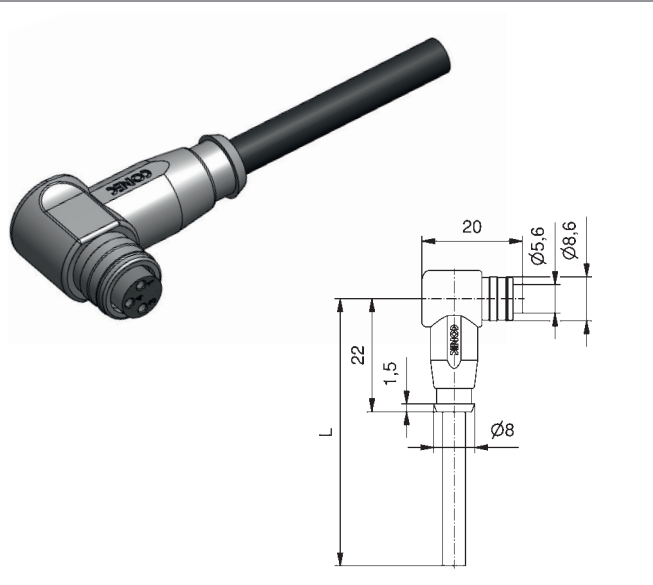
Female connector angled

PVC, grey, LiYY



Contact assignment	Number of poles	Coding	Rated voltage [V]	Current rating [A]	Cable length = L [m]	Wire cross section [mm ²]	Description	Part No.
Pin 1 ■ Pin 3 ■ Pin 4 ■	3		50 V AC / 60 V DC	3	0,25	2	SAL-8-RKWS3-2 / A1	42-10080
						3	SAL-8-RKWS3-3 / A1	42-10081
						5	SAL-8-RKWS3-5 / A1	42-10082
						10	SAL-8-RKWS3-10 / A1	42-10083
Pin 1 ■ Pin 2 ■ Pin 3 ■ Pin 4 ■	4		50 V AC / 60 V DC	3	0,25	2	SAL-8-RKWS4-2 / A1	42-10112
						3	SAL-8-RKWS4-3 / A1	42-10113
						5	SAL-8-RKWS4-5 / A1	42-10114
						10	SAL-8-RKWS4-10 / A1	42-10115

TPU, UL, halogenfree, black, Li9Y11Y



Pin 1 ■ Pin 3 ■ Pin 4 ■	3		50 V AC / 60 V DC	3	0,25	2	SAL-8-RKWS3-2 / K1	42-10084
						3	SAL-8-RKWS3-3 / K1	42-10085
						5	SAL-8-RKWS3-5 / K1	42-10086
						10	SAL-8-RKWS3-10 / K1	42-10087
Pin 1 ■ Pin 2 ■ Pin 3 ■ Pin 4 ■	4		50 V AC / 60 V DC	3	0,25	2	SAL-8-RKWS4-2 / K1	42-10116
						3	SAL-8-RKWS4-3 / K1	42-10117
						5	SAL-8-RKWS4-5 / K1	42-10118
						10	SAL-8-RKWS4-10 / K1	42-10119

M8x1 CONNECTORS OVERMOULDED
Screwable, angled with LED

Female connector angled with 2 LED

PVC, grey, LiYY

Contact assignment

Number of poles

Coding

Rated voltage [V]

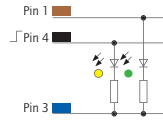
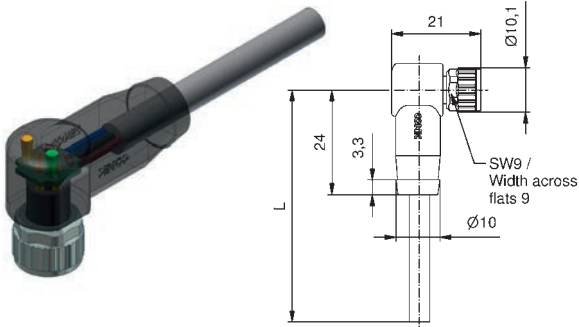
Current rating [A]

Cable length = L [m]

Wire cross section [mm²]

Description

Part No.



3

30

3

0,25

SAL-8-RKW3-2L-2 / A1

42-10452

SAL-8-RKW3-2L-3 / A1

42-10453

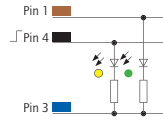
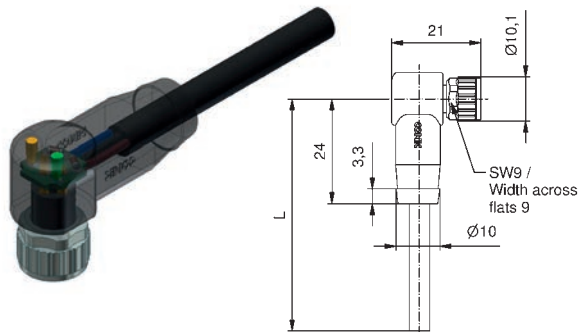
SAL-8-RKW3-2L-5 / A1

42-10454

SAL-8-RKW3-2L-10 / A1

42-10455

TPU, UL, halogenfree, black, Li9Y11Y



3

30

3

0,25

SAL-8-RKW3-2L-2 / K1

42-10456

SAL-8-RKW3-2L-3 / K1

42-10457

SAL-8-RKW3-2L-5 / K1

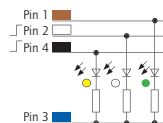
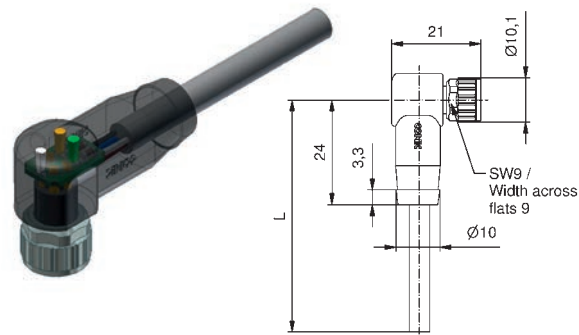
42-10458

SAL-8-RKW3-2L-10 / K1

42-10459

Female connector angled with 3 LED

PVC, grey, LiYY



4

30

3

0,25

SAL-8-RKW4-3L-2 / A1

42-10460

SAL-8-RKW4-3L-3 / A1

42-10461

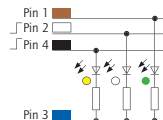
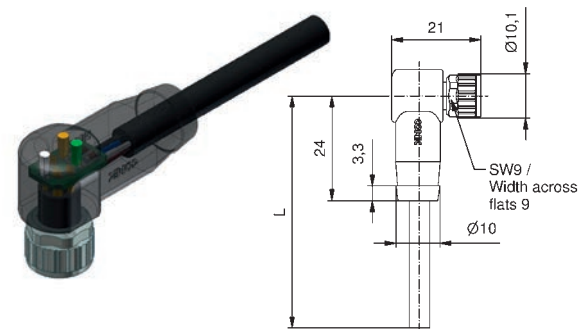
SAL-8-RKW4-3L-5 / A1

42-10462

SAL-8-RKW4-3L-10 / A1

42-10463

TPU, UL, halogenfree, black, Li9Y11Y



4

30

3

0,25

SAL-8-RKW4-3L-2 / K1

42-10464

SAL-8-RKW4-3L-3 / K1

42-10465

SAL-8-RKW4-3L-5 / K1

42-10466

SAL-8-RKW4-3L-10 / K1

42-10467

M8x1 CONNECTORS OVERMOULDED Screwable

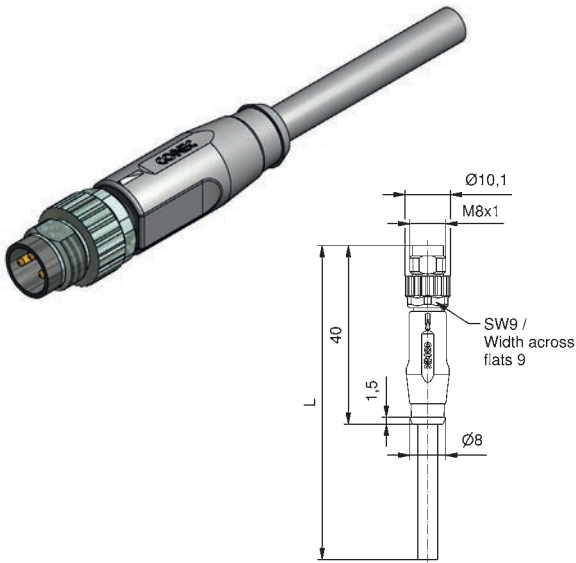
Male connector axial

PVC, grey, LiYY

Contact assignment

Number of poles
Coding
Rated voltage [V]
Current rating [A]
Cable length = L [m]
Wire cross section [mm²]

Description
Part No.



Pin 1
Pin 3
Pin 4

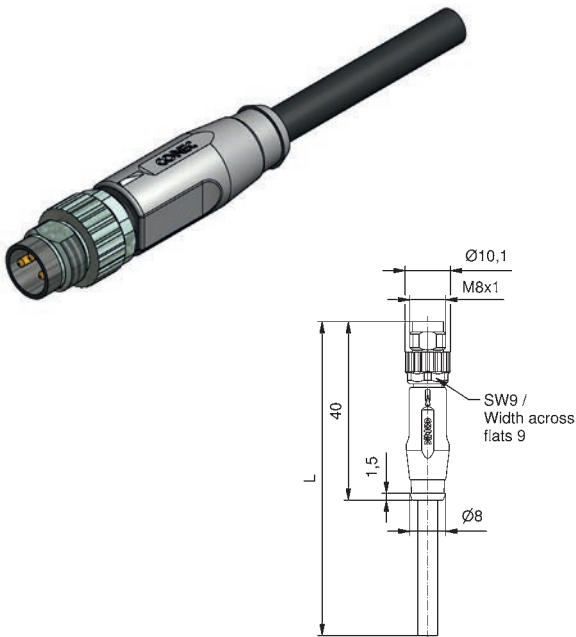
Pin 1
Pin 2
Pin 3
Pin 4

Pin 1
Pin 2
Pin 3
Pin 4
Pin 5

Pin 1
Pin 2
Pin 3
Pin 4
Pin 5
Pin 6
Pin 7
Pin 8

Number of poles	Coding	Rated voltage [V]	Current rating [A]	Cable length = L [m]	Wire cross section [mm ²]	Description	Part No.
3		50 V AC / 60 V DC	3	2,25	0,25	SAL-8-RS3-2 / A1	42-10008
						SAL-8-RS3-3 / A1	42-10009
						SAL-8-RS3-5 / A1	42-10010
						SAL-8-RS3-10 / A1	42-10011
4		50 V AC / 60 V DC	3	2,25	0,25	SAL-8-RS4-2 / A1	42-10040
						SAL-8-RS4-3 / A1	42-10041
						SAL-8-RS4-5 / A1	42-10042
						SAL-8-RS4-10 / A1	42-10043
5	B	30	3	2,25	0,25	SAL-8B-RS5.1-2 / A1	42-11120
						SAL-8B-RS5.1-3 / A1	42-11121
						SAL-8B-RS5.1-5 / A1	42-11122
						SAL-8B-RS5.1-10 / A1	42-11123
8	A	30	1,5	0,14	0,14	SAL-8-RS8-2 / A1	42-11230
						SAL-8-RS8-3 / A1	42-11231
						SAL-8-RS8-5 / A1	42-11232
						SAL-8-RS8-10 / A1	42-11233

TPU, UL, halogenfree, black, Li9Y11Y



Pin 1
Pin 3
Pin 4

Pin 1
Pin 2
Pin 3
Pin 4

Pin 1
Pin 2
Pin 3
Pin 4
Pin 5

Pin 1
Pin 2
Pin 3
Pin 4
Pin 5

Pin 1
Pin 2
Pin 3
Pin 4
Pin 5
Pin 6
Pin 7
Pin 8

Number of poles	Coding	Rated voltage [V]	Current rating [A]	Cable length = L [m]	Wire cross section [mm ²]	Description	Part No.
3		50 V AC / 60 V DC	3	2,25	0,25	SAL-8-RS3-2 / K1	42-10012
						SAL-8-RS3-3 / K1	42-10013
						SAL-8-RS3-5 / K1	42-10014
						SAL-8-RS3-10 / K1	42-10015
4		50 V AC / 60 V DC	3	2,25	0,25	SAL-8-RS4-2 / K1	42-10044
						SAL-8-RS4-3 / K1	42-10045
						SAL-8-RS4-5 / K1	42-10046
						SAL-8-RS4-10 / K1	42-10047
5	B	30	3	2,25	0,25	SAL-8B-RS5.1-2 / K1	42-11112
						SAL-8B-RS5.1-3 / K1	42-11113
						SAL-8B-RS5.1-5 / K1	42-11114
						SAL-8B-RS5.1-10 / K1	42-11115
5	B	30	3x1,5 2x3	3x0,14 2x0,34	3x0,14 2x0,34	SAL-8B-RS5.1-2 / H5	42-13035
						SAL-8B-RS5.1-3 / H5	42-13036
						SAL-8B-RS5.1-5 / H5	42-13037
						SAL-8B-RS5.1-10 / H5	42-13038
8	A	30	1,5	0,14	0,14	SAL-8-RS8-2 / K1	42-11179
						SAL-8-RS8-3 / K1	42-11180
						SAL-8-RS8-5 / K1	42-11181
						SAL-8-RS8-10 / K1	42-11182

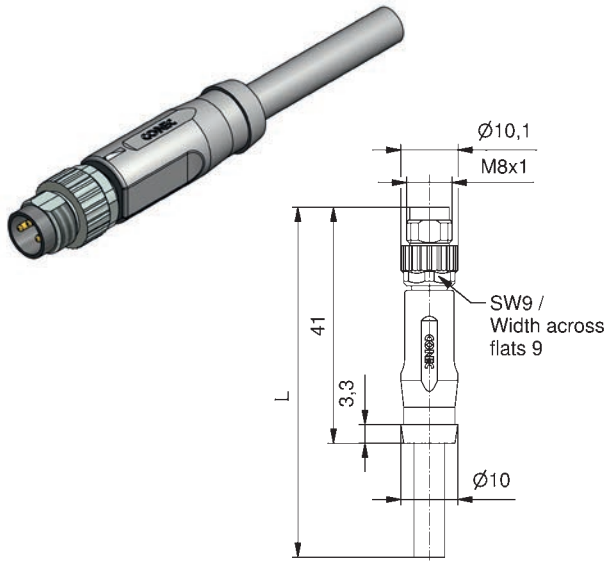
M8x1 CONNECTORS OVERMOULDED
Screwable, wire cross section 0.5 mm²

Male connector axial

PVC, grey, LiYY

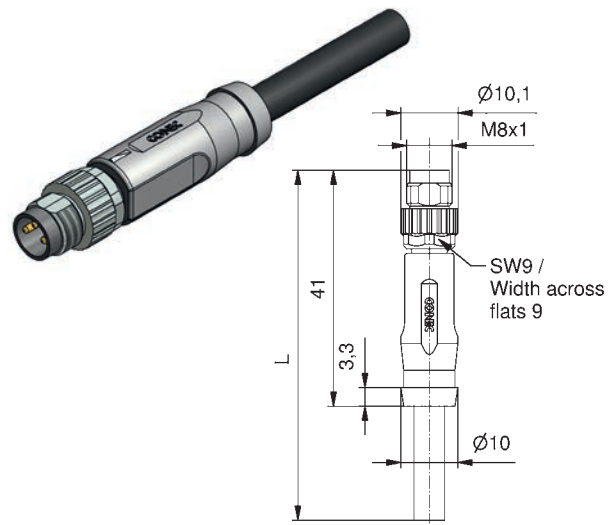
Contact assignment

Number of poles	Coding	Rated voltage [V]	Current rating [A]	Cable length = L [m]	Wire cross section [mm ²]	Description	Part No.
3		50 V AC / 60 V DC	5	0,5	2	SAL-8-RS3-2/A1/05	42-12234
					3	SAL-8-RS3-3/A1/05	42-12235
					5	SAL-8-RS3-5/A1/05	42-12236
					10	SAL-8-RS3-10/A1/05	42-12237
4		50 V AC / 60 V DC	5	0,5	2	SAL-8-RS4-2/A1/05	42-12274
					3	SAL-8-RS4-3/A1/05	42-12275
					5	SAL-8-RS4-5/A1/05	42-12276
					10	SAL-8-RS4-10/A1/05	42-12277



TPU, UL, halogenfree, black, Li9Y11Y

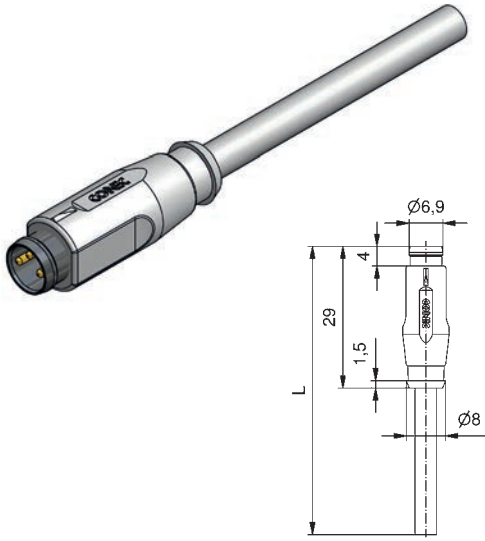
3		50 V AC / 60 V DC	5	0,5	2	SAL-8-RS3-2/K1/05	42-12238
					3	SAL-8-RS3-3/K1/05	42-12239
					5	SAL-8-RS3-5/K1/05	42-12240
					10	SAL-8-RS3-10/K1/05	42-12241
4		50 V AC / 60 V DC	5	0,5	2	SAL-8-RS4-2/K1/05	42-12278
					3	SAL-8-RS4-3/K1/05	42-12279
					5	SAL-8-RS4-5/K1/05	42-12280
					10	SAL-8-RS4-10/K1/05	42-12281



M8x1 CONNECTORS OVERMOULDED Snap-in

Male connector axial

PVC, grey, LiYY



Contact assignment

Pin 1 ■
Pin 3 ■
Pin 4 ■

Pin 1 ■
Pin 2 ■
Pin 3 ■
Pin 4 ■

Pin 1 ■
Pin 2 ■
Pin 3 ■
Pin 4 ■
Pin 5 ■

Number of poles	Coding	Rated voltage [V]	Current rating [A]	Cable length = L [m]	Wire cross section [mm ²]	Description	Part No.
3	B	50 V AC / 60 V DC	3	0,25	2	SAL-8-RSS3-2/A1	42-10532
					3	SAL-8-RSS3-3/A1	42-10746
					5	SAL-8-RSS3-5/A1	42-10747
					10	SAL-8-RSS3-10/A1	42-10748
4	B	50 V AC / 60 V DC	3	0,25	2	SAL-8-RSS4-2/A1	42-10531
					3	SAL-8-RSS4-3/A1	42-10749
					5	SAL-8-RSS4-5/A1	42-10750
					10	SAL-8-RSS4-10/A1	42-10751
5	B	30	3	0,25	2	SAL-8B-RSS5.1-2/A1	42-11124
					3	SAL-8B-RSS5.1-3/A1	42-11125
					5	SAL-8B-RSS5.1-5/A1	42-11126
					10	SAL-8B-RSS5.1-10/A1	42-11127

TPU, UL, halogenfree, black, Li9Y11Y



Pin 1 ■
Pin 3 ■
Pin 4 ■

Pin 1 ■
Pin 2 ■
Pin 3 ■
Pin 4 ■

Pin 1 ■
Pin 2 ■
Pin 3 ■
Pin 4 ■
Pin 5 ■

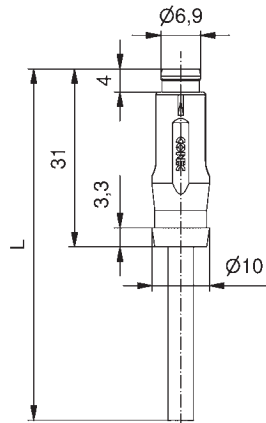
3	B	50 V AC / 60 V DC	3	0,25	2	SAL-8-RSS3-2/K1	42-10760
					3	SAL-8-RSS3-3/K1	42-10761
					5	SAL-8-RSS3-5/K1	42-10762
					10	SAL-8-RSS3-10/K1	42-10763
4	B	50 V AC / 60 V DC	3	0,25	2	SAL-8-RSS4-2/K1	42-10764
					3	SAL-8-RSS4-3/K1	42-10765
					5	SAL-8-RSS4-5/K1	42-10766
					10	SAL-8-RSS4-10/K1	42-10767
5	B	30	3	0,25	2	SAL-8B-RSS5.1-2/K1	42-11116
					3	SAL-8B-RSS5.1-3/K1	42-11117
					5	SAL-8B-RSS5.1-5/K1	42-11118
					10	SAL-8B-RSS5.1-10/K1	42-11119

M8x1 CONNECTORS OVERMOULDED
Snap-in, wire cross section 0.5 mm²

Male connector axial

PVC, grey, LiYY

Contact assignment

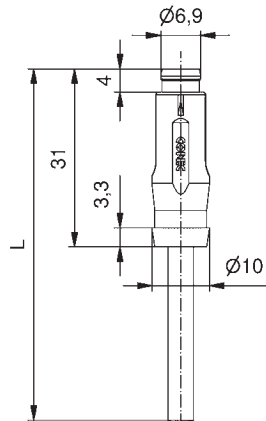


- Pin 1 ■
- Pin 3 ■
- Pin 4 ■

- Pin 1 ■
- Pin 2 ■
- Pin 3 ■
- Pin 4 ■

Number of poles	Coding	Rated voltage [V]	Current rating [A]	Cable length = L [m]	Wire cross section [mm ²]	Description	Part No.
3		50 V AC / 60 V DC	5	0,5	2	SAL-8-RSS3-2 / A1 / 05	42-13059
					3	SAL-8-RSS3-3 / A1 / 05	42-13060
					5	SAL-8-RSS3-5 / A1 / 05	42-13061
					10	SAL-8-RSS3-10 / A1 / 05	42-13062
4		50 V AC / 60 V DC	5	0,5	2	SAL-8-RSS4-2 / A1 / 05	42-13067
					3	SAL-8-RSS4-3 / A1 / 05	42-13068
					5	SAL-8-RSS4-5 / A1 / 05	42-13069
					10	SAL-8-RSS4-10 / A1 / 05	42-13070

TPU, UL, halogenfree, black, Li9Y11Y



- Pin 1 ■
- Pin 3 ■
- Pin 4 ■

- Pin 1 ■
- Pin 2 ■
- Pin 3 ■
- Pin 4 ■

3		50 V AC / 60 V DC	5	0,5	2	SAL-8-RSS3-2 / K1 / 05	42-13063
					3	SAL-8-RSS3-3 / K1 / 05	42-13064
					5	SAL-8-RSS3-5 / K1 / 05	42-13065
					10	SAL-8-RSS3-10 / K1 / 05	42-13066
4		50 V AC / 60 V DC	5	0,5	2	SAL-8-RSS4-2 / K1 / 05	42-13071
					3	SAL-8-RSS4-3 / K1 / 05	42-13072
					5	SAL-8-RSS4-5 / K1 / 05	42-13073
					10	SAL-8-RSS4-10 / K1 / 05	42-13074

M8x1 CONNECTORS OVERMOULDED

Screwable/snap-in

Male connector axial

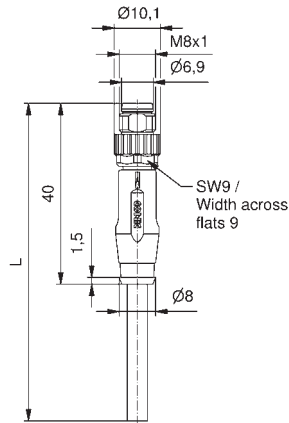
PVC, grey, LiYY

Contact assignment

Number of poles	Coding	Rated voltage [V]	Current rating [A]	Cable length = L [m]	Wire cross section [mm ²]	Description	Part No.
3		50 V AC / 60 V DC	3	0,25	2	SAL-8-RSU3-2 / A1	42-10072
					3	SAL-8-RSU3-3 / A1	42-10073
					5	SAL-8-RSU3-5 / A1	42-10074
					10	SAL-8-RSU3-10 / A1	42-10075
					2	SAL-8-RSU4-2 / A1	42-10104
4		50 V AC / 60 V DC	3	0,25	3	SAL-8-RSU4-3 / A1	42-10105
					5	SAL-8-RSU4-5 / A1	42-10106
					10	SAL-8-RSU4-10 / A1	42-10107



- Pin 1 ■
- Pin 3 ■
- Pin 4 ■

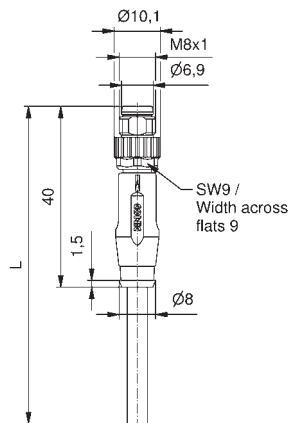


- Pin 1 ■
- Pin 2 ■
- Pin 3 ■
- Pin 4 ■

TPU, UL, halogenfree, black, Li9Y11Y



- Pin 1 ■
- Pin 3 ■
- Pin 4 ■



- Pin 1 ■
- Pin 2 ■
- Pin 3 ■
- Pin 4 ■

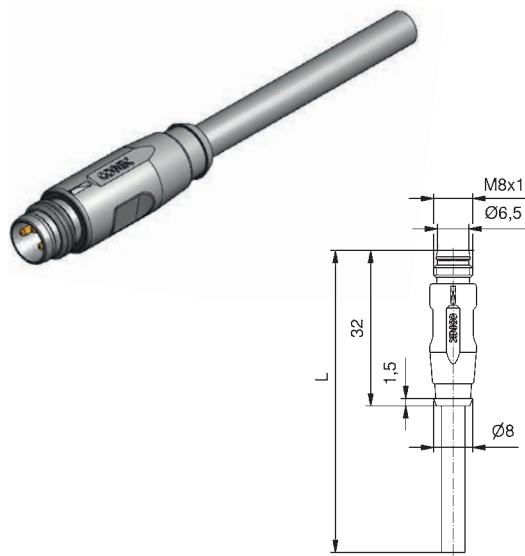
3		50 V AC / 60 V DC	3	0,25	2	SAL-8-RSU3-2 / K1	42-10076
					3	SAL-8-RSU3-3 / K1	42-10077
					5	SAL-8-RSU3-5 / K1	42-10078
					10	SAL-8-RSU3-10 / K1	42-10079
4		50 V AC / 60 V DC	3	0,25	2	SAL-8-RSU4-2 / K1	42-10108
					3	SAL-8-RSU4-3 / K1	42-10109
					5	SAL-8-RSU4-5 / K1	42-10110
					10	SAL-8-RSU4-10 / K1	42-10111

M8x1 CONNECTORS OVERMOULDED

Screwable/snap-in , thread fixed

Male connector axial

PVC, grey, LiYY



Contact assignment

Pin 1 ■
Pin 3 ■
Pin 4 ■

Pin 1 ■
Pin 2 ■
Pin 3 ■
Pin 4 ■

Pin 1 ■
Pin 2 ■
Pin 3 ■
Pin 4 ■
Pin 5 ■

Number of poles	Coding	Rated voltage [V]	Current rating [A]	Cable length = L [m]	Wire cross section [mm ²]	Description	Part No.
3	50 V AC / 60 V DC	3	0,5	0,25	SAL-8-RSFU3-0,5/A1	42-11187	
					SAL-8-RSFU3-1/A1	42-11188	
					SAL-8-RSFU3-2/A1	42-11189	
					SAL-8-RSFU3-3/A1	42-11190	
4	50 V AC / 60 V DC	3	0,5	0,25	SAL-8-RSFU4-0,5/A1	42-11195	
					SAL-8-RSFU4-1/A1	42-11196	
					SAL-8-RSFU4-2/A1	42-11197	
					SAL-8-RSFU4-3/A1	42-11198	
5	B	30	3	0,25	SAL-8B-RSFU5.1-0,5/A1	42-12173	
					SAL-8B-RSFU5.1-1/A1	42-12174	
					SAL-8B-RSFU5.1-2/A1	42-12175	
					SAL-8B-RSFU5.1-3/A1	42-12176	

TPU, UL, halogenfree, black, Li9Y11Y



Pin 1 ■
Pin 3 ■
Pin 4 ■

Pin 1 ■
Pin 2 ■
Pin 3 ■
Pin 4 ■

Pin 1 ■
Pin 2 ■
Pin 3 ■
Pin 4 ■
Pin 5 ■

Pin 1 ■
Pin 2 ■
Pin 3 ■
Pin 4 ■
Pin 5 ■

3	50 V AC / 60 V DC	3	0,5	0,25	SAL-8-RSFU3-0,5/K1	42-11191
					SAL-8-RSFU3-1/K1	42-11192
					SAL-8-RSFU3-2/K1	42-11193
					SAL-8-RSFU3-3/K1	42-11194
4	50 V AC / 60 V DC	3	0,5	0,25	SAL-8-RSFU4-0,5/K1	42-11199
					SAL-8-RSFU4-1/K1	42-11200
					SAL-8-RSFU4-2/K1	42-11201
					SAL-8-RSFU4-3/K1	42-11202
5	B	30	3	0,25	SAL-8B-RSFU5.1-0,5/K1	42-12177
					SAL-8B-RSFU5.1-1/K1	42-12178
					SAL-8B-RSFU5.1-2/K1	42-12179
					SAL-8B-RSFU5.1-3/K1	42-12180
5	B	30	3x1,5 2x3	3x0,14 2x0,34	SAL-8B-RSFU5.1-0,5/H5	42-12181
					SAL-8B-RSFU5.1-1/H5	42-12182
					SAL-8B-RSFU5.1-2/H5	42-12183
					SAL-8B-RSFU5.1-3/H5	42-12184


M8x1 CONNECTORS OVERMOULDED Screwable

Male connector angled

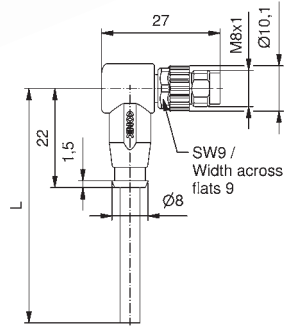
PVC, grey, LiYY

Contact assignment

Number of poles	Coding	Rated voltage [V]	Current rating [A]	Cable length = L [m]	Wire cross section [mm ²]	Description	Part No.
3		50 V AC / 60 V DC	3	0,25	2	SAL-8-RSW3-2 / A1	42-10024
					3	SAL-8-RSW3-3 / A1	42-10025
					5	SAL-8-RSW3-5 / A1	42-10026
					10	SAL-8-RSW3-10 / A1	42-10027
4		50 V AC / 60 V DC	3	0,25	2	SAL-8-RSW4-2 / A1	42-10056
					3	SAL-8-RSW4-3 / A1	42-10057
					5	SAL-8-RSW4-5 / A1	42-10058
					10	SAL-8-RSW4-10 / A1	42-10059



Pin 1 ■
Pin 3 ■
Pin 4 ■

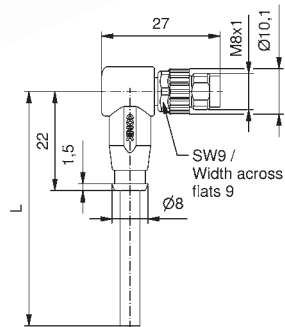


Pin 1 ■
Pin 2 ■
Pin 3 ■
Pin 4 ■

TPU, UL, halogenfree, black, Li9Y11Y



Pin 1 ■
Pin 3 ■
Pin 4 ■



Pin 1 ■
Pin 2 ■
Pin 3 ■
Pin 4 ■

M8x1 CONNECTORS OVERMOULDED

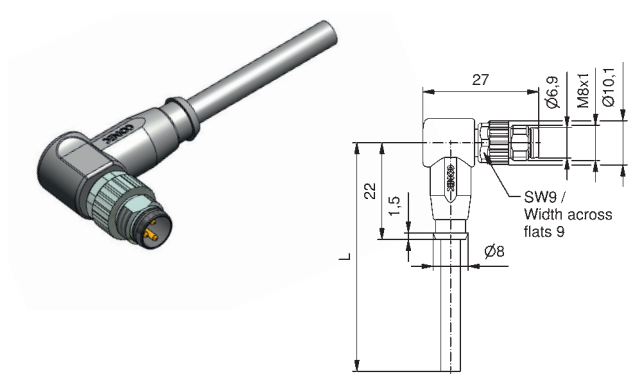
Screwable/snap-in

Male connector angled

PVC, grey, LiYY

Contact assignment

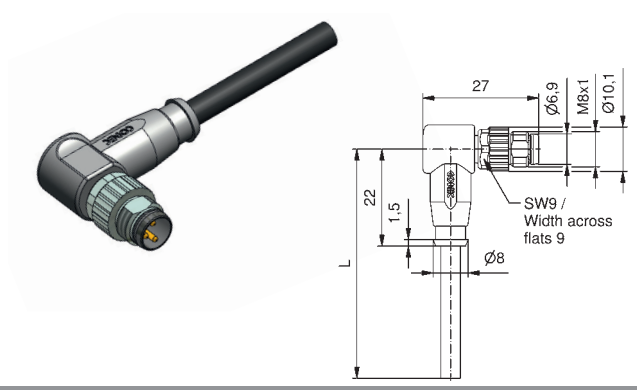
Number of poles	Coding	Rated voltage [V]	Current rating [A]	Cable length = L [m]	Wire cross section [mm ²]	Description	Part No.
3		50 V AC / 60 V DC	3		0,25	SAL-8-RSWU3-2/A1	42-10088
						SAL-8-RSWU3-3/A1	42-10089
						SAL-8-RSWU3-5/A1	42-10090
						SAL-8-RSWU3-10/A1	42-10091
4		50 V AC / 60 V DC	3		0,25	SAL-8-RSWU4-2/A1	42-10120
						SAL-8-RSWU4-3/A1	42-10121
						SAL-8-RSWU4-5/A1	42-10122
						SAL-8-RSWU4-10/A1	42-10123



- Pin 1 ■
 - Pin 3 ■
 - Pin 4 ■
-
- Pin 1 ■
 - Pin 2 ■
 - Pin 3 ■
 - Pin 4 ■

TPU, UL, halogenfree, black, Li9Y11Y

3		50 V AC / 60 V DC	3		0,25	SAL-8-RSWU3-2/K1	42-10092
						SAL-8-RSWU3-3/K1	42-10093
						SAL-8-RSWU3-5/K1	42-10094
						SAL-8-RSWU3-10/K1	42-10095
4		50 V AC / 60 V DC	3		0,25	SAL-8-RSWU4-2/K1	42-10124
						SAL-8-RSWU4-3/K1	42-10125
						SAL-8-RSWU4-5/K1	42-10126
						SAL-8-RSWU4-10/K1	42-10127



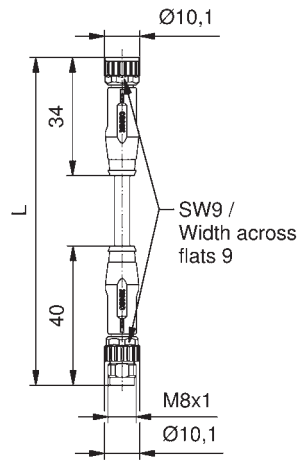
- Pin 1 ■
 - Pin 3 ■
 - Pin 4 ■
-
- Pin 1 ■
 - Pin 2 ■
 - Pin 3 ■
 - Pin 4 ■





















M8x1 CONNECTORS OVERMOULDED

Connecting cable

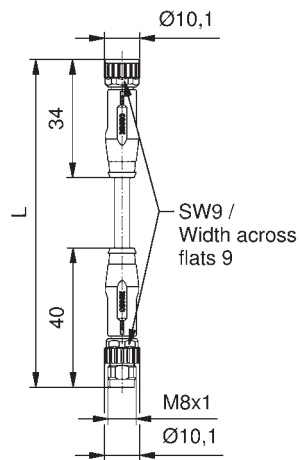
Female connector axial, screwable
Male connector axial, screwable





















PVC, grey, LiYY



Contact assignment	Number of poles	Coding	Rated voltage [V]	Current rating [A]	Cable length = L [m]	Wire cross section [mm ²]	Description	Part No.
Pin 1  Pin 3  Pin 4 	3		50 V AC / 60 V DC	3	0,25	0,3	SAL-8-RK3-RS3-0,3/A1	42-10141
							SAL-8-RK3-RS3-0,6/A1	42-10142
							SAL-8-RK3-RS3-1,5/A1	42-10143
							SAL-8-RK3-RS3-3/A1	42-10144
Pin 1  Pin 2  Pin 3  Pin 4 	4		50 V AC / 60 V DC	3	0,25	0,3	SAL-8-RK4-RS4-0,3/A1	42-10157
							SAL-8-RK4-RS4-0,6/A1	42-10158
							SAL-8-RK4-RS4-1,5/A1	42-10159
							SAL-8-RK4-RS4-3/A1	42-10160
Pin 1  Pin 2  Pin 3  Pin 4  Pin 5 	5	B	30	3	0,25	0,3	SAL-8B-RK5.1-RS5.1-0,3/A1	42-11141
							SAL-8B-RK5.1-RS5.1-0,6/A1	42-11142
							SAL-8B-RK5.1-RS5.1-1,5/A1	42-11143
							SAL-8B-RK5.1-RS5.1-3/A1	42-11144
Pin 1  Pin 2  Pin 3  Pin 4  Pin 5  Pin 6  Pin 7  Pin 8 	8	A	30	1,5	0,14	0,3	SAL-8-RK8-RS8-0,3/A1	42-11234
							SAL-8-RK8-RS8-0,6/A1	42-11235
							SAL-8-RK8-RS8-1,5/A1	42-11236
							SAL-8-RK8-RS8-3/A1	42-11237

TPU, UL, halogenfree, black, LiY11Y



Pin 1  Pin 3  Pin 4 	3		50 V AC / 60 V DC	3	0,25	0,3	SAL-8-RK3-RS3-0,3/K1	42-10145
							SAL-8-RK3-RS3-0,6/K1	42-10146
							SAL-8-RK3-RS3-1,5/K1	42-10147
							SAL-8-RK3-RS3-3/K1	42-10148
Pin 1  Pin 2  Pin 3  Pin 4 	4		50 V AC / 60 V DC	3	0,25	0,3	SAL-8-RK4-RS4-0,3/K1	42-10161
							SAL-8-RK4-RS4-0,6/K1	42-10162
							SAL-8-RK4-RS4-1,5/K1	42-10163
							SAL-8-RK4-RS4-3/K1	42-10164
Pin 1  Pin 2  Pin 3  Pin 4  Pin 5 	5	B	30	3	0,25	0,3	SAL-8B-RK5.1-RS5.1-0,3/K1	42-11128
							SAL-8B-RK5.1-RS5.1-0,6/K1	42-11129
							SAL-8B-RK5.1-RS5.1-1,5/K1	42-11130
							SAL-8B-RK5.1-RS5.1-3/K1	42-11131
Pin 1  Pin 2  Pin 3  Pin 4  Pin 5  Pin 6  Pin 7  Pin 8 	8	A	30	1,5	0,14	0,3	SAL-8-RK8-RS8-0,3/K1	42-11183
							SAL-8-RK8-RS8-0,6/K1	42-11184
							SAL-8-RK8-RS8-1,5/K1	42-11185
							SAL-8-RK8-RS8-3/K1	42-11186

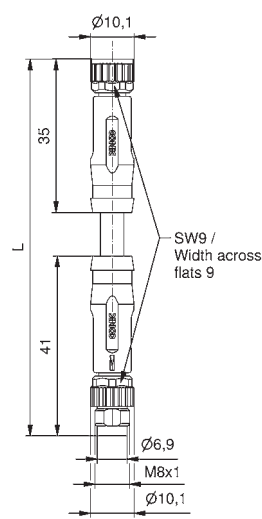

M8x1 CONNECTORS OVERMOULDED
Connecting cable, wire cross section 0.5 mm²

Female connector axial, screwable
Male connector axial, screwable

PVC, grey, LiYY

Contact assignment

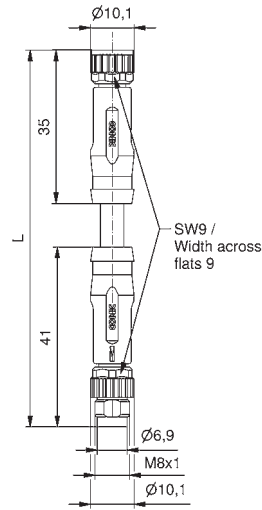
Number of poles	Coding	Rated voltage [V]	Current rating [A]	Cable length = L [m]	Wire cross section [mm ²]	Description	Part No.
3		50 V AC / 60 V DC	5	0,5	0,3	SAL-8-RK3-RS3-0,3 / A1 / 05	42-12242
					0,6	SAL-8-RK3-RS3-0,6 / A1 / 05	42-12243
					1,5	SAL-8-RK3-RS3-1,5 / A1 / 05	42-12244
					3	SAL-8-RK3-RS3-3 / A1 / 05	42-12245
4		50 V AC / 60 V DC	5	0,5	0,3	SAL-8-RK4-RS4-0,3 / A1 / 05	42-12250
					0,6	SAL-8-RK4-RS4-0,6 / A1 / 05	42-12251
					1,5	SAL-8-RK4-RS4-1,5 / A1 / 05	42-12252
					3	SAL-8-RK4-RS4-3 / A1 / 05	42-12253



Pin 1 ■
Pin 3 ■
Pin 4 ■

Pin 1 ■
Pin 2 ■
Pin 3 ■
Pin 4 ■

TPU, UL, halogenfree, black, Li9Y11Y



Pin 1 ■
Pin 3 ■
Pin 4 ■

Pin 1 ■
Pin 2 ■
Pin 3 ■
Pin 4 ■

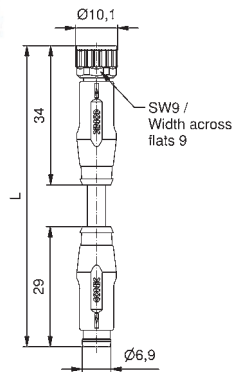
3		50 V AC / 60 V DC	5	0,5	0,3	SAL-8-RK3-RS3-0,3 / K1 / 05	42-12246
					0,6	SAL-8-RK3-RS3-0,6 / K1 / 05	42-12247
					1,5	SAL-8-RK3-RS3-1,5 / K1 / 05	42-12248
					3	SAL-8-RK3-RS3-3 / K1 / 05	42-12249
4		50 V AC / 60 V DC	5	0,5	0,3	SAL-8-RK4-RS4-0,3 / K1 / 05	42-12254
					0,6	SAL-8-RK4-RS4-0,6 / K1 / 05	42-12255
					1,5	SAL-8-RK4-RS4-1,5 / K1 / 05	42-12256
					3	SAL-8-RK4-RS4-3 / K1 / 05	42-12257

M8x1 CONNECTORS OVERMOULDED

Connecting cable

Female connector axial, screwable
Male connector axial, snap-in

PVC, grey, LiYY



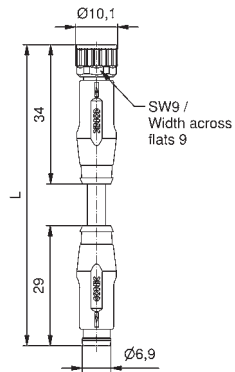
Contact assignment

Pin 1
Pin 3
Pin 4

Pin 1
Pin 2
Pin 3
Pin 4

Number of poles	Coding	Rated voltage [V]	Current rating [A]	Cable length = L [m]	Wire cross section [mm ²]	Description	Part No.
3		50 V AC / 60 V DC	3	0,3	0,25	SAL-8-RK3-RSS3-0,3/A1	42-10827
						SAL-8-RK3-RSS3-0,6/A1	42-10828
						SAL-8-RK3-RSS3-1,5/A1	42-10829
						SAL-8-RK3-RSS3-3/A1	42-10830
4		50 V AC / 60 V DC	3	0,3	0,25	SAL-8-RK4-RSS4-0,3/A1	42-10835
						SAL-8-RK4-RSS4-0,6/A1	42-10836
						SAL-8-RK4-RSS4-1,5/A1	42-10837
						SAL-8-RK4-RSS4-3/A1	42-10838

TPU, UL, halogenfree, black, Li9Y11Y



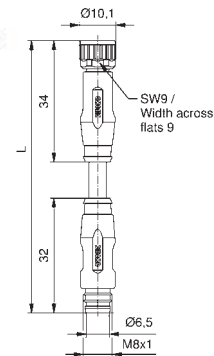
Pin 1
Pin 3
Pin 4

Pin 1
Pin 2
Pin 3
Pin 4

3		50 V AC / 60 V DC	3	0,3	0,25	SAL-8-RK3-RSS3-0,3/K1	42-10831
						SAL-8-RK3-RSS3-0,6/K1	42-10832
						SAL-8-RK3-RSS3-1,5/K1	42-10833
						SAL-8-RK3-RSS3-3/K1	42-10834
4		50 V AC / 60 V DC	3	0,3	0,25	SAL-8-RK4-RSS4-0,3/K1	42-10839
						SAL-8-RK4-RSS4-0,6/K1	42-10840
						SAL-8-RK4-RSS4-1,5/K1	42-10841
						SAL-8-RK4-RSS4-3/K1	42-10842

Female connector axial, screwable
Male connector axial, screwable/snap-in, thread fixed

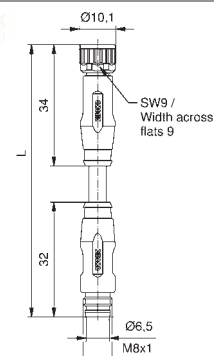
PVC, grey, LiYY



Pin 1
Pin 3
Pin 4

3		50 V AC / 60 V DC	3	0,3	0,25	SAL-8-RK3-RSFU3-0,3/A1	42-11203
						SAL-8-RK3-RSFU3-0,6/A1	42-11204
						SAL-8-RK3-RSFU3-1,5/A1	42-11205
						SAL-8-RK3-RSFU3-3/A1	42-11206

TPU, UL, halogenfree, black, Li9Y11Y



Pin 1
Pin 3
Pin 4

3		50 V AC / 60 V DC	3	0,3	0,25	SAL-8-RK3-RSFU3-0,3/K1	42-11207
						SAL-8-RK3-RSFU3-0,6/K1	42-11208
						SAL-8-RK3-RSFU3-1,5/K1	42-11209
						SAL-8-RK3-RSFU3-3/K1	42-11210

M8x1 CONNECTORS OVERMOULDED

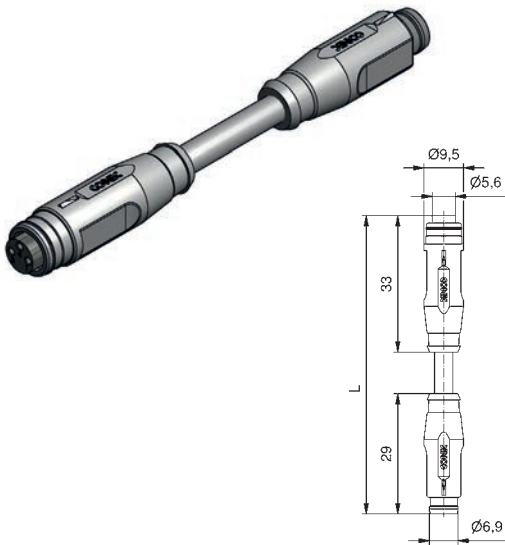
Connecting cable

Female connector axial, snap-in
Male connector axial, snap-in

PVC, grey, LiYY

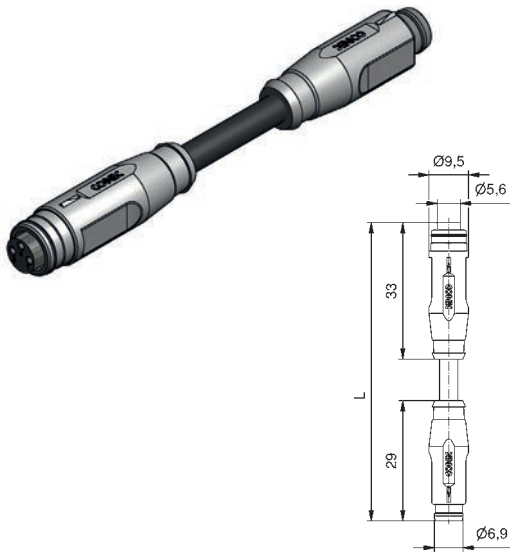
Contact assignment

Number of poles	Coding	Rated voltage [V]	Current rating [A]	Cable length = L [m]	Wire cross section [mm ²]	Description	Part No.
3		50 V AC / 60 V DC	3	0,3	0,25	SAL-8-RKS3-RSS3-0,3/A1	42-10811
						SAL-8-RKS3-RSS3-0,6/A1	42-10812
						SAL-8-RKS3-RSS3-1,5/A1	42-10813
						SAL-8-RKS3-RSS3-3/A1	42-10814
4		50 V AC / 60 V DC	3	0,3	0,25	SAL-8-RKS4-RSS4-0,3/A1	42-10819
						SAL-8-RKS4-RSS4-0,6/A1	42-10820
						SAL-8-RKS4-RSS4-1,5/A1	42-10821
						SAL-8-RKS4-RSS4-3/A1	42-10822
5	B	30	3	0,3	0,25	SAL-8B-RKS5.1-RSS5.1-0,3/A1	42-11136
						SAL-8B-RKS5.1-RSS5.1-0,6/A1	42-11137
						SAL-8B-RKS5.1-RSS5.1-1,5/A1	42-11138
						SAL-8B-RKS5.1-RSS5.1-3/A1	42-11139



TPU, UL, halogenfree, black, Li9Y11Y

3		50 V AC / 60 V DC	3	0,3	0,25	SAL-8-RKS3-RSS3-0,3/K1	42-10815
						SAL-8-RKS3-RSS3-0,6/K1	42-10816
						SAL-8-RKS3-RSS3-1,5/K1	42-10817
						SAL-8-RKS3-RSS3-3/K1	42-10818
4		50 V AC / 60 V DC	3	0,3	0,25	SAL-8-RKS4-RSS4-0,3/K1	42-10823
						SAL-8-RKS4-RSS4-0,6/K1	42-10824
						SAL-8-RKS4-RSS4-1,5/K1	42-10825
						SAL-8-RKS4-RSS4-3/K1	42-10826
5	B	30	3	0,3	0,25	SAL-8B-RKS5.1-RSS5.1-0,3/K1	42-11132
						SAL-8B-RKS5.1-RSS5.1-0,6/K1	42-11133
						SAL-8B-RKS5.1-RSS5.1-1,5/K1	42-11134
						SAL-8B-RKS5.1-RSS5.1-3/K1	42-11135



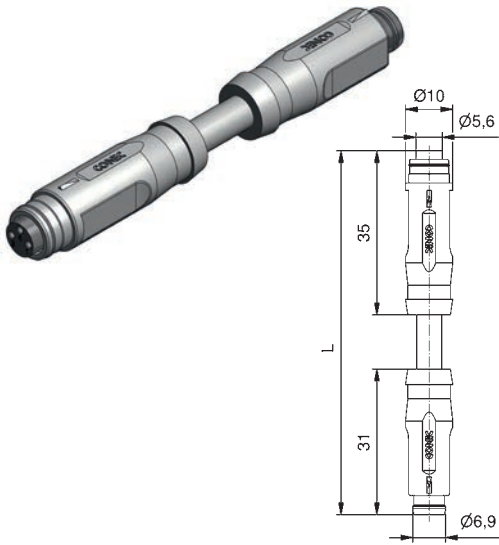
M8x1 CONNECTORS OVERMOULDED
Connecting cable, wire cross section 0.5 mm²

Female connector axial, snap-in
Male connector axial, snap-in

PVC, grey, LiYY

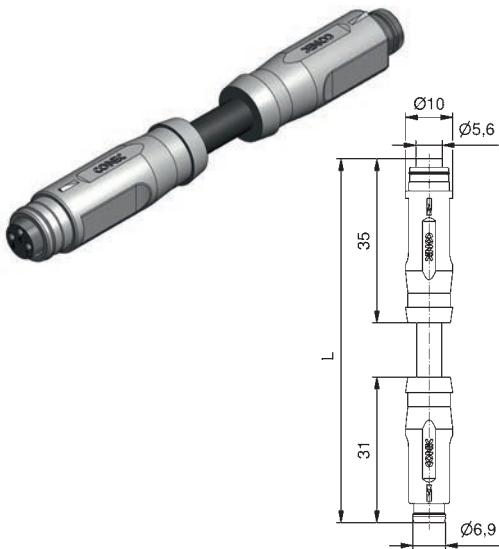
Contact assignment

Number of poles	Coding	Rated voltage [V]	Current rating [A]	Cable length = L [m]	Wire cross section [mm ²]	Description	Part No.
3		50 V AC / 60 V DC	5	0,5	0,3	SAL-8-RKS3-RSS3-0,3/A1/05	42-13075
						SAL-8-RKS3-RSS3-0,6/A1/05	42-13076
						SAL-8-RKS3-RSS3-1,5/A1/05	42-13077
						SAL-8-RKS3-RSS3-3/A1/05	42-13078
4		50 V AC / 60 V DC	5	0,5	0,3	SAL-8-RKS4-RSS4-0,3/A1/05	42-13083
						SAL-8-RKS4-RSS4-0,6/A1/05	42-13084
						SAL-8-RKS4-RSS4-1,5/A1/05	42-13085
						SAL-8-RKS4-RSS4-3/A1/05	42-13086



TPU, UL, halogenfree, black, Li9Y11Y

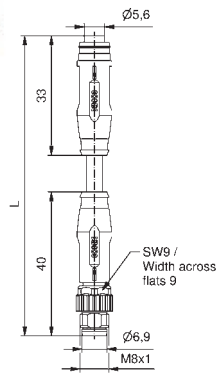
3		50 V AC / 60 V DC	5	0,5	0,3	SAL-8-RKS3-RSS3-0,3/K1/05	42-13079
						SAL-8-RKS3-RSS3-0,6/K1/05	42-13080
						SAL-8-RKS3-RSS3-1,5/K1/05	42-13081
						SAL-8-RKS3-RSS3-3/K1/05	42-13082
4		50 V AC / 60 V DC	5	0,5	0,3	SAL-8-RKS4-RSS4-0,3/K1/05	42-13339
						SAL-8-RKS4-RSS4-0,6/K1/05	42-13340
						SAL-8-RKS4-RSS4-1,5/K1/05	42-13341
						SAL-8-RKS4-RSS4-3/K1/05	42-13342



M8x1 CONNECTORS OVERMOULDED
Connecting cable

Female connector axial, snap-in
Male connector axial, screwable/snap-in

PVC, grey, LiYY



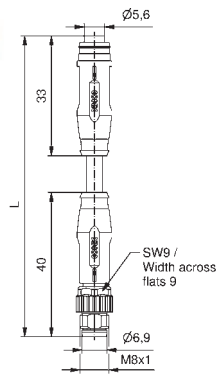
Contact assignment

- Pin 1 ■
- Pin 3 ■
- Pin 4 ■

- Pin 1 ■
- Pin 2 ■
- Pin 3 ■
- Pin 4 ■

Number of poles	Coding	Rated voltage [V]	Current rating [A]	Cable length = L [m]	Wire cross section [mm ²]	Description	Part No.
3		50 V AC / 60 V DC	3	0,3	0,25	SAL-8-RKS3-RSU3-0,3/A1	42-10173
						SAL-8-RKS3-RSU3-0,6/A1	42-10174
						SAL-8-RKS3-RSU3-1,5/A1	42-10175
						SAL-8-RKS3-RSU3-3/A1	42-10176
4		50 V AC / 60 V DC	3	0,3	0,25	SAL-8-RKS4-RSU4-0,3/A1	42-10189
						SAL-8-RKS4-RSU4-0,6/A1	42-10190
						SAL-8-RKS4-RSU4-1,5/A1	42-10191
						SAL-8-RKS4-RSU4-3/A1	42-10192

TPU, UL, halogenfree, black, Li9Y11Y



- Pin 1 ■
- Pin 3 ■
- Pin 4 ■

- Pin 1 ■
- Pin 2 ■
- Pin 3 ■
- Pin 4 ■


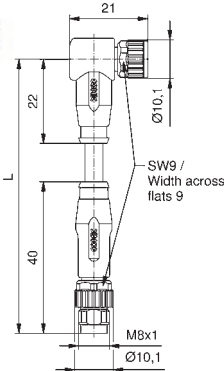

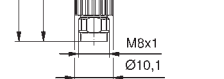
3		50 V AC / 60 V DC	3	0,3	0,25	SAL-8-RKS3-RSU3-0,3/K1	42-10177
						SAL-8-RKS3-RSU3-0,6/K1	42-10178
						SAL-8-RKS3-RSU3-1,5/K1	42-10179
						SAL-8-RKS3-RSU3-3/K1	42-10180
4		50 V AC / 60 V DC	3	0,3	0,25	SAL-8-RKS4-RSU4-0,3/K1	42-10193
						SAL-8-RKS4-RSU4-0,6/K1	42-10194
						SAL-8-RKS4-RSU4-1,5/K1	42-10195
						SAL-8-RKS4-RSU4-3/K1	42-10196

M8x1 CONNECTORS OVERMOULDED


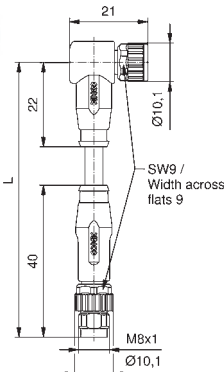

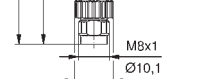
Connecting cable

Female connector angled, screwable
Male connector axial, screwable

PVC, grey, LiYY


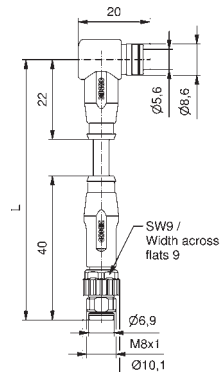

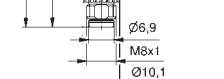
Contact assignment		Number of poles	Coding	Rated voltage [V]	Current rating [A]	Cable length = L [m]	Wire cross section [mm ²]	Description	Part No.
 Pin 1 ■ Pin 3 ■ Pin 4 ■	 SW9 / Width across flats 9 M8x1 Ø10,1	3		50 V AC / 60 V DC	3	0,3	0,25	SAL-8-RKW3-RS3-0,3/A1	42-10149
								SAL-8-RKW3-RS3-0,6/A1	42-10150
								SAL-8-RKW3-RS3-1,5/A1	42-10151
								SAL-8-RKW3-RS3-3/A1	42-10152
 Pin 1 ■ Pin 2 ■ Pin 3 ■ Pin 4 ■	 SW9 / Width across flats 9 M8x1 Ø10,1	4		50 V AC / 60 V DC	3	0,3	0,25	SAL-8-RKW4-RS4-0,3/A1	42-10165
								SAL-8-RKW4-RS4-0,6/A1	42-10166
								SAL-8-RKW4-RS4-1,5/A1	42-10167
								SAL-8-RKW4-RS4-3/A1	42-10168

TPU, UL, halogenfree, black, Li9Y11Y


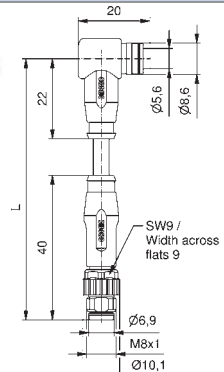

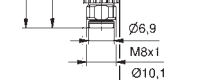
 Pin 1 ■ Pin 3 ■ Pin 4 ■	 SW9 / Width across flats 9 M8x1 Ø10,1	3		50 V AC / 60 V DC	3	0,3	0,25	SAL-8-RKW3-RS3-0,3/K1	42-10153
								SAL-8-RKW3-RS3-0,6/K1	42-10154
								SAL-8-RKW3-RS3-1,5/K1	42-10155
								SAL-8-RKW3-RS3-3/K1	42-10156
 Pin 1 ■ Pin 2 ■ Pin 3 ■ Pin 4 ■	 SW9 / Width across flats 9 M8x1 Ø10,1	4		50 V AC / 60 V DC	3	0,3	0,25	SAL-8-RKW4-RS4-0,3/K1	42-10169
								SAL-8-RKW4-RS4-0,6/K1	42-10170
								SAL-8-RKW4-RS4-1,5/K1	42-10171
								SAL-8-RKW4-RS4-3/K1	42-10172

Female connector angled, snap-in
Male connector axial, screwable/snap-in

PVC, grey, LiYY

 Pin 1 ■ Pin 3 ■ Pin 4 ■	 SW9 / Width across flats 9 M8x1 Ø10,1 Ø5,6 Ø8,6	3		50 V AC / 60 V DC	3	0,3	0,25	SAL-8-RKWS3-RSU3-0,3/A1	42-10181
								SAL-8-RKWS3-RSU3-0,6/A1	42-10182
								SAL-8-RKWS3-RSU3-1,5/A1	42-10183
								SAL-8-RKWS3-RSU3-3/A1	42-10184
 Pin 1 ■ Pin 2 ■ Pin 3 ■ Pin 4 ■	 SW9 / Width across flats 9 M8x1 Ø10,1 Ø5,9	4		50 V AC / 60 V DC	3	0,3	0,25	SAL-8-RKWS4-RSU4-0,3/A1	42-10197
								SAL-8-RKWS4-RSU4-0,6/A1	42-10198
								SAL-8-RKWS4-RSU4-1,5/A1	42-10199
								SAL-8-RKWS4-RSU4-3/A1	42-10200

TPU, UL, halogenfree, black, Li9Y11Y

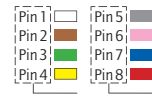
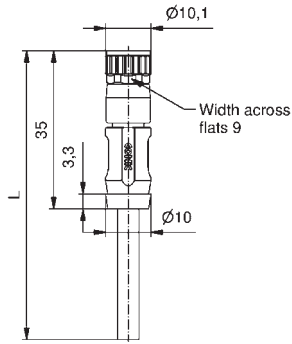
 Pin 1 ■ Pin 3 ■ Pin 4 ■	 SW9 / Width across flats 9 M8x1 Ø10,1 Ø5,6 Ø8,6	3		50 V AC / 60 V DC	3	0,3	0,25	SAL-8-RKWS3-RSU3-0,3/K1	42-10185
								SAL-8-RKWS3-RSU3-0,6/K1	42-10186
								SAL-8-RKWS3-RSU3-1,5/K1	42-10187
								SAL-8-RKWS3-RSU3-3/K1	42-10188
 Pin 1 ■ Pin 2 ■ Pin 3 ■ Pin 4 ■	 SW9 / Width across flats 9 M8x1 Ø10,1 Ø5,9	4		50 V AC / 60 V DC	3	0,3	0,25	SAL-8-RKWS4-RSU4-0,3/K1	42-10201
								SAL-8-RKWS4-RSU4-0,6/K1	42-10202
								SAL-8-RKWS4-RSU4-1,5/K1	42-10203
								SAL-8-RKWS4-RSU4-3/K1	42-10204

M8x1 CONNECTORS OVERMOULDED

Screwable with 360° shielding

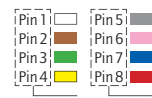
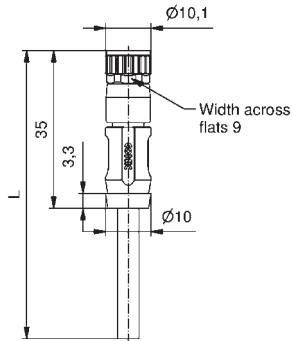
Female connector axial

PVC, UL, grey, LiYCY



Contact assignment	Number of poles	Coding	Rated voltage [V]	Current rating [A]	Cable length = L [m]	Wire cross section [mm ²]	Description	Part No.
3	60	3	3	0,25	2	SAL-8S-RK3-2 / G3	42-10843	
					3	SAL-8S-RK3-3 / G3	42-10844	
					5	SAL-8S-RK3-5 / G3	42-10845	
					10	SAL-8S-RK3-10 / G3	42-10846	
4	30	3	0,25	2	SAL-8S-RK4-2 / G3	42-10851		
				3	SAL-8S-RK4-3 / G3	42-10852		
				5	SAL-8S-RK4-5 / G3	42-10853		
				10	SAL-8S-RK4-10 / G3	42-10854		
8	A	30	1,5	0,14	2	SAL-8S-RK8-2 / G3	42-12190	
					3	SAL-8S-RK8-3 / G3	42-12191	
					5	SAL-8S-RK8-5 / G3	42-12192	
					10	SAL-8S-RK8-10 / G3	42-12193	

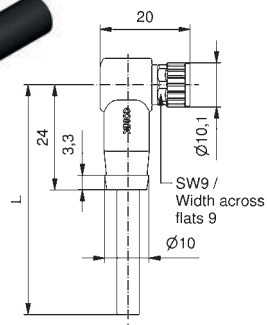
TPU, UL, halogenfree, black, Li9YC11Y



3	60	3	0,25	2	SAL-8S-RK3-2 / G2	42-10847	
				3	SAL-8S-RK3-3 / G2	42-10848	
				5	SAL-8S-RK3-5 / G2	42-10849	
				10	SAL-8S-RK3-10 / G2	42-10850	
4	30	3	0,25	2	SAL-8S-RK4-2 / G2	42-10855	
				3	SAL-8S-RK4-3 / G2	42-10856	
				5	SAL-8S-RK4-5 / G2	42-10857	
				10	SAL-8S-RK4-10 / G2	42-10858	
8	A	30	1,5	0,14	2	SAL-8S-RK8-2 / G2	42-12186
					3	SAL-8S-RK8-3 / G2	42-12187
					5	SAL-8S-RK8-5 / G2	42-12188
					10	SAL-8S-RK8-10 / G2	42-12189

Female connector angled

TPU, UL, halogenfree, black, Li9YC11Y



4	30	3	0,25	2	SAL-8S-RKW4-2 / G2	42-12351
				3	SAL-8S-RKW4-3 / G2	42-12416
				5	SAL-8S-RKW4-5 / G2	42-12352
				10	SAL-8S-RKW4-10 / G2	42-12353

M8x1 CONNECTORS OVERMOULDED

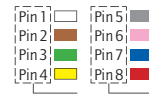
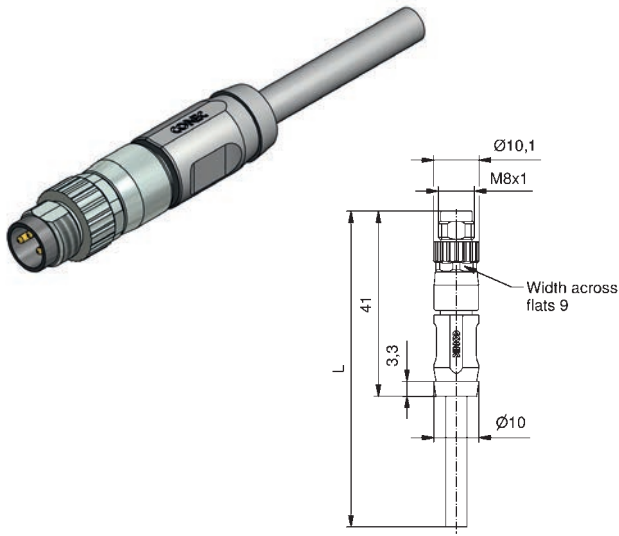
Screwable with 360° shielding

Male connector axial

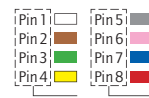
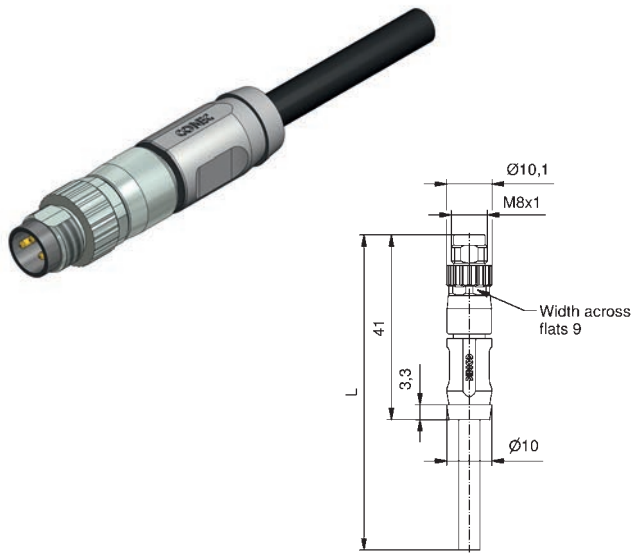
PVC, UL, grey, LiYCY

Contact assignment

Number of poles	Coding	Rated voltage [V]	Current rating [A]	Cable length = L [m]	Wire cross section [mm ²]	Description	Part No.
3		60	3		0,25	SAL-8S-RS3-2 / G3	42-10859
						SAL-8S-RS3-3 / G3	42-10860
						SAL-8S-RS3-5 / G3	42-10861
						SAL-8S-RS3-10 / G3	42-10862
4		30	3		0,25	SAL-8S-RS4-2 / G3	42-10867
						SAL-8S-RS4-3 / G3	42-10868
						SAL-8S-RS4-5 / G3	42-10869
						SAL-8S-RS4-10 / G3	42-10870
8	A	30	1,5		0,14	SAL-8S-RS8-2 / G3	42-12198
						SAL-8S-RS8-3 / G3	42-12199
						SAL-8S-RS8-5 / G3	42-12200
						SAL-8S-RS8-10 / G3	42-12201



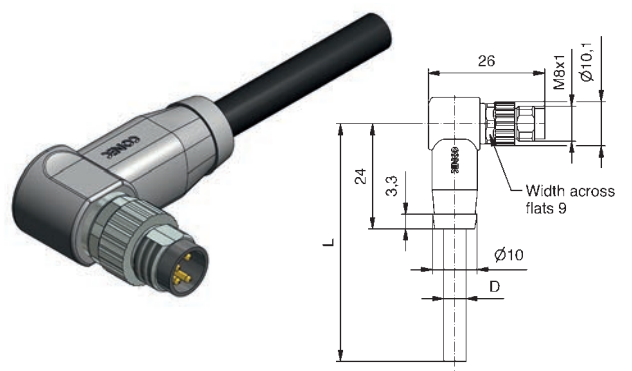
TPU, UL, halogenfree, black, Li9YC11Y



3		60	3		0,25	SAL-8S-RS3-2 / G2	42-10863
						SAL-8S-RS3-3 / G2	42-10864
						SAL-8S-RS3-5 / G2	42-10865
						SAL-8S-RS3-10 / G2	42-10866
4		30	3		0,25	SAL-8S-RS4-2 / G2	42-10871
						SAL-8S-RS4-3 / G2	42-10872
						SAL-8S-RS4-5 / G2	42-10873
						SAL-8S-RS4-10 / G2	42-10874
8	A	30	1,5		0,14	SAL-8S-RS8-2 / G2	42-12194
						SAL-8S-RS8-3 / G2	42-12195
						SAL-8S-RS8-5 / G2	42-12196
						SAL-8S-RS8-10 / G2	42-12197

Male connector angled

TPU, UL, halogenfree, black, Li9YC11Y



4		30	3		0,25	SAL-8S-RSW4-2 / G2	42-12417
						SAL-8S-RSW4-3 / G2	42-12418
						SAL-8S-RSW4-5 / G2	42-12419
						SAL-8S-RSW4-10 / G2	42-12420

M8x1 CONNECTORS OVERMOULDED

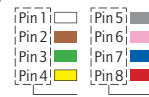
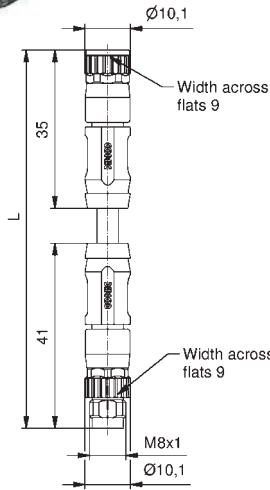
Connecting cable with 360° shielding

Female connector axial, screwable
Male connector axial, screwable

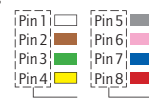
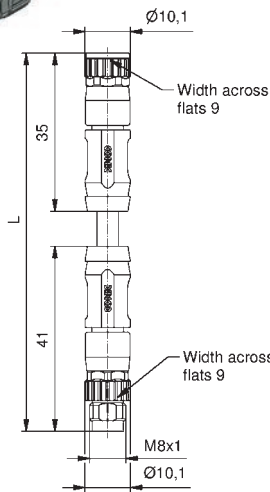
PVC, UL, grey, LiYCY

Contact Assignment

Number of poles	Coding	Rated voltage [V]	Current rating [A]	Cable length = L [m]	Wire cross section [mm ²]	Description	Part No.
3		60	3	0,25	0,3	SAL-8S-RK3-RS3-0,3 / G3	42-10875
					0,6	SAL-8S-RK3-RS3-0,6 / G3	42-10876
					1,5	SAL-8S-RK3-RS3-1,5 / G3	42-10877
					3	SAL-8S-RK3-RS3-3 / G3	42-10878
4		30	3	0,25	0,3	SAL-8S-RK4-RS4-0,3 / G3	42-10883
					0,6	SAL-8S-RK4-RS4-0,6 / G3	42-10884
					1,5	SAL-8S-RK4-RS4-1,5 / G3	42-10885
					3	SAL-8S-RK4-RS4-3 / G3	42-10886
8	A	30	1,5	0,14	0,3	SAL-8S-RK8-RS8-0,3 / G3	42-12206
					0,6	SAL-8S-RK8-RS8-0,6 / G3	42-12207
					1,5	SAL-8S-RK8-RS8-1,5 / G3	42-12208
					3	SAL-8S-RK8-RS8-3 / G3	42-12209



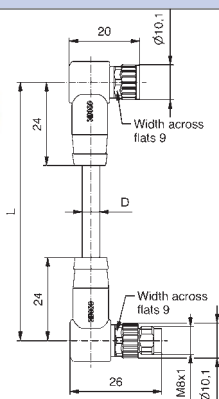
TPU, UL, halogenfree, black, Li9YC11Y



3		60	3	0,25	0,3	SAL-8S-RK3-RS3-0,3 / G2	42-10879
					0,6	SAL-8S-RK3-RS3-0,6 / G2	42-10880
					1,5	SAL-8S-RK3-RS3-1,5 / G2	42-10881
					3	SAL-8S-RK3-RS3-3 / G2	42-10882
4		30	3	0,25	0,3	SAL-8S-RK4-RS4-0,3 / G2	42-10887
					0,6	SAL-8S-RK4-RS4-0,6 / G2	42-10888
					1,5	SAL-8S-RK4-RS4-1,5 / G2	42-10889
					3	SAL-8S-RK4-RS4-3 / G2	42-10890
8	A	30	1,5	0,14	0,3	SAL-8S-RK8-RS8-0,3 / G2	42-12202
					0,6	SAL-8S-RK8-RS8-0,6 / G2	42-12203
					1,5	SAL-8S-RK8-RS8-1,5 / G2	42-12204
					3	SAL-8S-RK8-RS8-3 / G2	42-12205

Female connector angled, screwable
Male connector angled, screwable

TPU, UL, halogenfree, black, Li9YC11Y

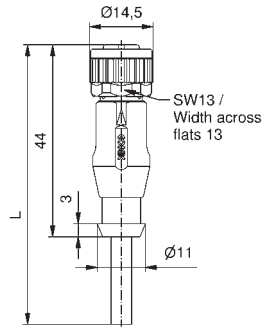



4		30	3	0,25	0,3	SAL-8S-RKW4-RSW4-0,3 / G2	42-12412
					0,6	SAL-8S-RKW4-RSW4-0,6 / G2	42-12413
					1,5	SAL-8S-RKW4-RSW4-1,5 / G2	42-12414
					3	SAL-8S-RKW4-RSW4-3 / G2	42-12415

M12x1 CONNECTORS OVERMOULDED

Female connector axial

PVC, grey, LiYY



Contact assignment	Number of poles	Coding	Rated voltage [V]	Current rating [A]	Cable length = L [m]	Wire cross section [mm ²]	Description	Part No.
Pin 1 Pin 3 Pin 4	3	A	250	4	0,34	2	SAL-12-RK3-2/A1	43-10000
						3	SAL-12-RK3-3/A1	43-10001
						5	SAL-12-RK3-5/A1	43-10002
						10	SAL-12-RK3-10/A1	43-10003
Pin 1 Pin 2 Pin 3 Pin 4	4	A	250	4	0,34	2	SAL-12-RK4-2/A1	43-10020
						3	SAL-12-RK4-3/A1	43-10021
						5	SAL-12-RK4-5/A1	43-10022
						10	SAL-12-RK4-10/A1	43-10023
Pin 1 Pin 2 Pin 3 Pin 4 Pin 5	5	A	60	4	0,34	2	SAL-12-RK5-2/A1	43-10040
						3	SAL-12-RK5-3/A1	43-10041
						5	SAL-12-RK5-5/A1	43-10042
						10	SAL-12-RK5-10/A1	43-10043
Pin 1 Pin 2 Pin 3	6	A	30	2	0,25	2	SAL-12-RK6-2/A1	43-10060
						3	SAL-12-RK6-3/A1	43-10061
						5	SAL-12-RK6-5/A1	43-10062
Pin 1 Pin 2 Pin 3 Pin 4	8	A	30	2	0,25	2	SAL-12-RK8-2/A1	43-10072
						3	SAL-12-RK8-3/A1	43-10073
						5	SAL-12-RK8-5/A1	43-10074
						10	SAL-12-RK8-10/A1	43-10075
Pin 1 Pin 2 Pin 3 Pin 4 Pin 5 Pin 6	12	A	30	1,5	0,14	2	SAL-12-RK12-2/A3	43-11264
						3	SAL-12-RK12-3/A3	43-11265
						5	SAL-12-RK12-5/A3	43-11266
						10	SAL-12-RK12-10/A3	43-11267

M12x1 CONNECTORS OVERMOULDED

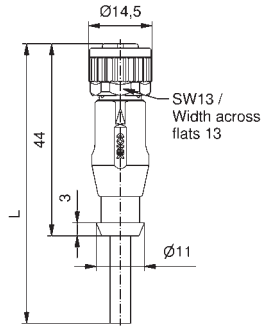
Female connector axial

TPU, UL, halogenfree, black, Li9Y11Y

Contact assignment

Number of poles
Coding
Rated voltage [V]
Current rating [A]
Cable length = L [m]
Wire cross section [mm²]

Description
Part No.



Pin 1
Pin 3
Pin 4

Pin 1
Pin 2
Pin 3
Pin 4

Pin 1
Pin 2
Pin 3
Pin 4
Pin 5

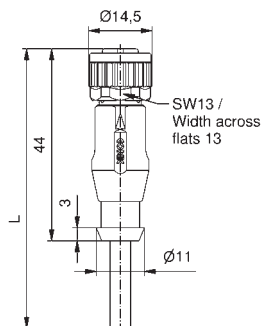
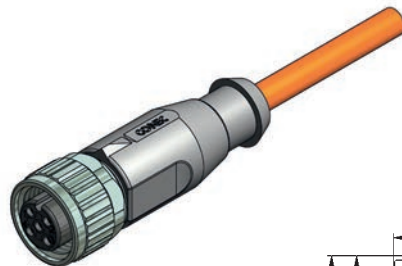
Pin 1
Pin 2
Pin 3
Pin 4
Pin 5
Pin 6
Pin 7

Pin 1
Pin 2
Pin 3
Pin 4
Pin 5
Pin 6
Pin 7
Pin 8

Pin 1
Pin 2
Pin 3
Pin 4
Pin 5
Pin 6
Pin 7
Pin 8
Pin 9
Pin 10
Pin 11
Pin 12

Number of poles	Coding	Rated voltage [V]	Current rating [A]	Cable length = L [m]	Wire cross section [mm ²]	Description	Part No.
3	A	250	4	2	0,34	SAL-12-RK3-2 / K1	43-10012
						SAL-12-RK3-3 / K1	43-10013
						SAL-12-RK3-5 / K1	43-10014
						SAL-12-RK3-10 / K1	43-10015
4	A	250	4	2	0,34	SAL-12-RK4-2 / K1	43-10032
						SAL-12-RK4-3 / K1	43-10033
						SAL-12-RK4-5 / K1	43-10034
						SAL-12-RK4-10 / K1	43-10035
5	A	60	4	2	0,34	SAL-12-RK5-2 / K1	43-10052
						SAL-12-RK5-3 / K1	43-10053
						SAL-12-RK5-5 / K1	43-10054
						SAL-12-RK5-10 / K1	43-10055
6	A	30	2	2	0,25	SAL-12-RK6-2 / K1	43-11038
						SAL-12-RK6-3 / K1	43-11039
						SAL-12-RK6-5 / K1	43-11040
						SAL-12-RK6-10 / K1	43-11041
8	A	30	2	2	0,25	SAL-12-RK8-2 / K1	43-11034
						SAL-12-RK8-3 / K1	43-11035
						SAL-12-RK8-5 / K1	43-11036
						SAL-12-RK8-10 / K1	43-11037
12	A	30	1,5	2	0,14	SAL-12-RK12-2 / K1	43-11268
						SAL-12-RK12-3 / K1	43-11269
						SAL-12-RK12-5 / K1	43-11270
						SAL-12-RK12-10 / K1	43-11271

TPU, UL, irradiated, orange Li12Y11X



Pin 1
Pin 3
Pin 4

Pin 1
Pin 2
Pin 3
Pin 4

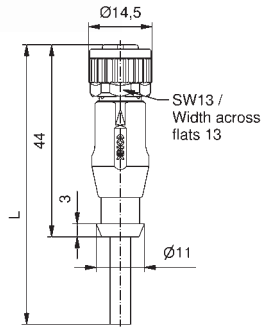
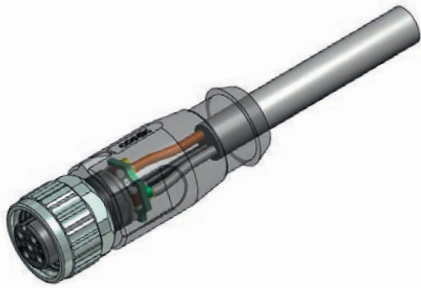
Pin 1
Pin 2
Pin 3
Pin 4
Pin 5

Number of poles	Coding	Rated voltage [V]	Current rating [A]	Cable length = L [m]	Wire cross section [mm ²]	Description	Part No.
3	A	250	4	2	0,34	SAL-12-RK3-2 / J1	43-10016
						SAL-12-RK3-3 / J1	43-10017
						SAL-12-RK3-5 / J1	43-10018
						SAL-12-RK3-10 / J1	43-10019
4	A	250	4	2	0,34	SAL-12-RK4-2 / J1	43-10036
						SAL-12-RK4-3 / J1	43-10037
						SAL-12-RK4-5 / J1	43-10038
						SAL-12-RK4-10 / J1	43-10039
5	A	60	4	2	0,34	SAL-12-RK5-2 / J1	43-10056
						SAL-12-RK5-3 / J1	43-10057
						SAL-12-RK5-5 / J1	43-10058
						SAL-12-RK5-10 / J1	43-10059

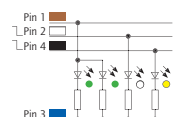
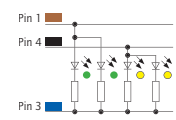
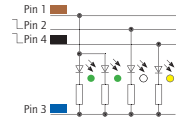
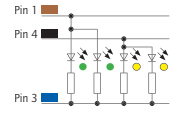
M12x1 CONNECTORS OVERMOULDED with LED

Female connector axial, A-coding

PVC, grey, LiYY

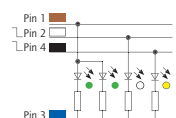
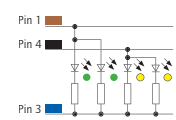
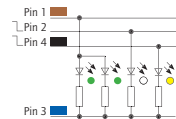
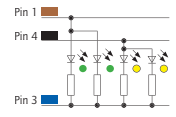
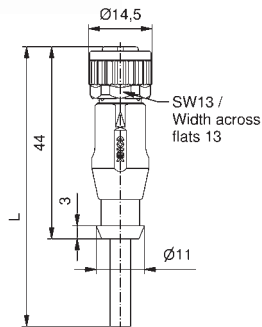
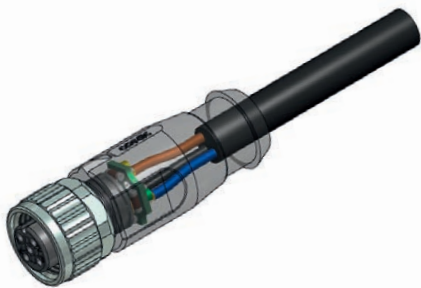


Contact assignment



Number of poles	Coding	Rated voltage [V]	Current rating [A]	Cable length = L [m]	Wire cross section [mm ²]	Description	Part No.
3	A	30	4	2	0,25	SAL-12-RK3-2L-2 / A1 / 025	43-16746
						SAL-12-RK3-2L-3 / A1 / 025	43-16747
						SAL-12-RK3-2L-5 / A1 / 025	43-16748
						SAL-12-RK3-2L-10 / A1 / 025	43-16749
4	A	30	4	2	0,25	SAL-12-RK4-3L-2 / A1 / 025	43-16762
						SAL-12-RK4-3L-3 / A1 / 025	43-16763
						SAL-12-RK4-3L-5 / A1 / 025	43-16764
						SAL-12-RK4-3L-10 / A1 / 025	43-16765
5	A	30	4	2	0,25	SAL-12-RK5.2-2L-2 / A1 / 025	43-16754
						SAL-12-RK5.2-2L-3 / A1 / 025	43-16755
						SAL-12-RK5.2-2L-5 / A1 / 025	43-16756
						SAL-12-RK5.2-2L-10 / A1 / 025	43-16757
5	A	30	4	2	0,25	SAL-12-RK5-3L-2 / A1 / 025	43-16770
						SAL-12-RK5-3L-3 / A1 / 025	43-16771
						SAL-12-RK5-3L-5 / A1 / 025	43-16772
						SAL-12-RK5-3L-10 / A1 / 025	43-16773

TPU, UL, halogenfree, black, Li9Y11Y








3	A	30	4	2	0,25	SAL-12-RK3-2L-2 / K1 / 025	43-16750
						SAL-12-RK3-2L-3 / K1 / 025	43-16751
						SAL-12-RK3-2L-5 / K1 / 025	43-16752
						SAL-12-RK3-2L-10 / K1 / 025	43-16753
4	A	30	4	2	0,25	SAL-12-RK4-3L-2 / K1 / 025	43-16766
						SAL-12-RK4-3L-3 / K1 / 025	43-16767
						SAL-12-RK4-3L-5 / K1 / 025	43-16768
						SAL-12-RK4-3L-10 / K1 / 025	43-16769
5	A	30	4	2	0,25	SAL-12-RK5.2-2L-2 / K1 / 025	43-16758
						SAL-12-RK5.2-2L-3 / K1 / 025	43-16759
						SAL-12-RK5.2-2L-5 / K1 / 025	43-16760
						SAL-12-RK5.2-2L-10 / K1 / 025	43-16761
5	A	30	4	2	0,25	SAL-12-RK5-3L-2 / K1 / 025	43-16774
						SAL-12-RK5-3L-3 / K1 / 025	43-16775
						SAL-12-RK5-3L-5 / K1 / 025	43-16776
						SAL-12-RK5-3L-10 / K1 / 025	43-16777

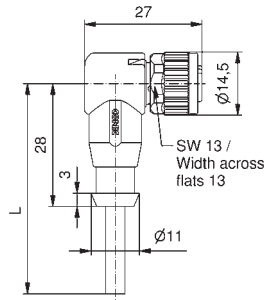
M12x1 CONNECTORS OVERMOULDED

Female connector angled

PVC, grey, LiYY

Contact assignment

	Number of poles	Coding	Rated voltage [V]	Current rating [A]	Cable length = L [m]	Wire cross section [mm ²]	Description	Part No.
	3	A	250	4	0,34	2	SAL-12-RKW3-2/A1	43-10168
						3	SAL-12-RKW3-3/A1	43-10169
						5	SAL-12-RKW3-5/A1	43-10170
						10	SAL-12-RKW3-10/A1	43-10171
	4	A	250	4	0,34	2	SAL-12-RKW4-2/A1	43-10188
						3	SAL-12-RKW4-3/A1	43-10189
						5	SAL-12-RKW4-5/A1	43-10190
						10	SAL-12-RKW4-10/A1	43-10191
	5	A	60	4	0,34	2	SAL-12-RKW5-2/A1	43-10208
						3	SAL-12-RKW5-3/A1	43-10209
						5	SAL-12-RKW5-5/A1	43-10210
						10	SAL-12-RKW5-10/A1	43-10211
	6	A	30	2	0,25	2	SAL-12-RKW6-2/A1	43-10228
						3	SAL-12-RKW6-3/A1	43-10229
						5	SAL-12-RKW6-5/A1	43-10230
						10	SAL-12-RKW6-10/A1	43-10231
	8	A	30	2	0,25	2	SAL-12-RKW8-2/A1	43-10240
						3	SAL-12-RKW8-3/A1	43-10241
						5	SAL-12-RKW8-5/A1	43-10242
						10	SAL-12-RKW8-10/A1	43-10243



M12x1 CONNECTORS OVERMOULDED

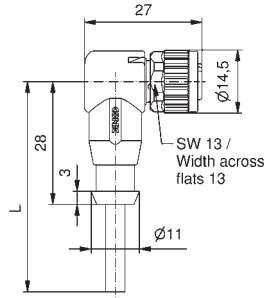
Female connector angled

TPU, UL, halogenfree, black, Li9Y11Y

Contact assignment

Number of poles
Coding
Rated voltage [V]
Current rating [A]
Cable length = L [m]
Wire cross section [mm²]

Description
Part No.



Pin 1
Pin 3
Pin 4

Pin 1
Pin 2
Pin 3
Pin 4

Pin 1
Pin 2
Pin 3
Pin 4
Pin 5

Pin 1
Pin 2
Pin 3

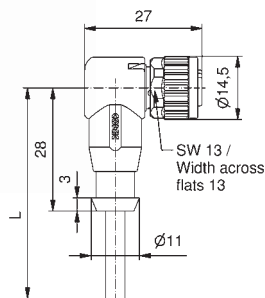

Pin 4
Pin 6
Pin 7

Pin 1
Pin 2
Pin 3
Pin 4

Pin 5
Pin 6
Pin 7
Pin 8

Number of poles	Coding	Rated voltage [V]	Current rating [A]	Cable length = L [m]	Wire cross section [mm ²]	Description	Part No.
3	A	250	4	2	0,34	SAL-12-RKW3-2 / K1	43-10180
						SAL-12-RKW3-3 / K1	43-10181
						SAL-12-RKW3-5 / K1	43-10182
						SAL-12-RKW3-10 / K1	43-10183
4	A	250	4	2	0,34	SAL-12-RKW4-2 / K1	43-10200
						SAL-12-RKW4-3 / K1	43-10201
						SAL-12-RKW4-5 / K1	43-10202
						SAL-12-RKW4-10 / K1	43-10203
5	A	60	4	2	0,34	SAL-12-RKW5-2 / K1	43-10220
						SAL-12-RKW5-3 / K1	43-10221
						SAL-12-RKW5-5 / K1	43-10222
						SAL-12-RKW5-10 / K1	43-10223
6	A	30	2	2	0,25	SAL-12-RKW6-2 / K1	43-11046
						SAL-12-RKW6-3 / K1	43-11047
						SAL-12-RKW6-5 / K1	43-11048
						SAL-12-RKW6-10 / K1	43-11049
8	A	30	2	2	0,25	SAL-12-RKW8-2 / K1	43-11050
						SAL-12-RKW8-3 / K1	43-11051
						SAL-12-RKW8-5 / K1	43-11052
						SAL-12-RKW8-10 / K1	43-11053

TPU, UL, irradiated, orange Li12Y11X



Pin 1
Pin 3
Pin 4

Pin 1
Pin 2
Pin 3
Pin 4

Pin 1
Pin 2
Pin 3
Pin 4
Pin 5

Number of poles	Coding	Rated voltage [V]	Current rating [A]	Cable length = L [m]	Wire cross section [mm ²]	Description	Part No.
3	A	250	4	2	0,34	SAL-12-RKW3-2 / J1	43-10184
						SAL-12-RKW3-3 / J1	43-10185
						SAL-12-RKW3-5 / J1	43-10186
						SAL-12-RKW3-10 / J1	43-10187
4	A	250	4	2	0,34	SAL-12-RKW4-2 / J1	43-10204
						SAL-12-RKW4-3 / J1	43-10205
						SAL-12-RKW4-5 / J1	43-10206
						SAL-12-RKW4-10 / J1	43-10207
5	A	60	4	2	0,34	SAL-12-RKW5-2 / J1	43-10224
						SAL-12-RKW5-3 / J1	43-10225
						SAL-12-RKW5-5 / J1	43-10226
						SAL-12-RKW5-10 / J1	43-10227

M12x1 CONNECTORS OVERMOULDED with 2-LED

Female connector angled

PVC, grey, LiYY

Contact assignment

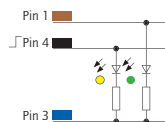
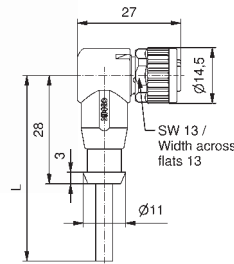

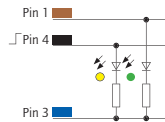
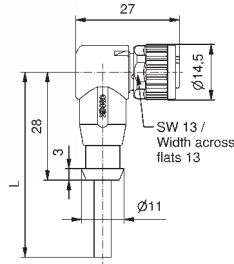
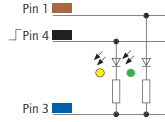
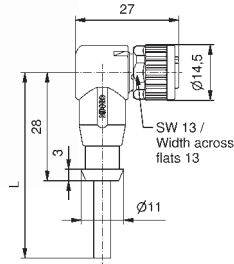

Number of poles	Coding	Rated voltage [V]	Current rating [A]	Cable length = L [m]	Wire cross section [mm ²]	Description	Part No.
3	A	30	4	0,34	2	SAL-12-RKW3-2L-2/A1	43-10368
					3	SAL-12-RKW3-2L-3/A1	43-10369
					5	SAL-12-RKW3-2L-5/A1	43-10370
					10	SAL-12-RKW3-2L-10/A1	43-10371

TPU, UL, halogenfree, black, Li9Y11Y

3	A	30	4	0,34	2	SAL-12-RKW3-2L-2/K1	43-10868
					3	SAL-12-RKW3-2L-3/K1	43-10869
					5	SAL-12-RKW3-2L-5/K1	43-10870
					10	SAL-12-RKW3-2L-10/K1	43-10871

TPU, UL, irradiated, orange Li12Y11X

3	A	30	4	0,34	2	SAL-12-RKW3-2L-2/J1	43-10872
					3	SAL-12-RKW3-2L-3/J1	43-10873
					5	SAL-12-RKW3-2L-5/J1	43-10874
					10	SAL-12-RKW3-2L-10/J1	43-10875



M12x1 CONNECTORS OVERMOULDED with 3-LED

Female connector angled

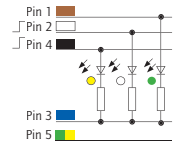
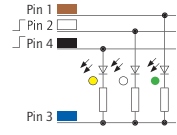
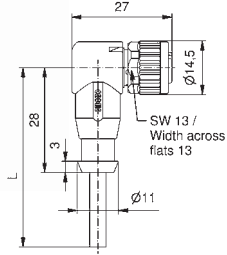

PVC, grey, LiYY

Contact assignment

Number of poles	Coding	Rated voltage [V]	Current rating [A]	Cable length = L [m]	Wire cross section [mm ²]
-----------------	--------	-------------------	--------------------	----------------------	---------------------------------------

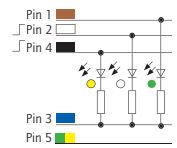
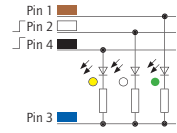
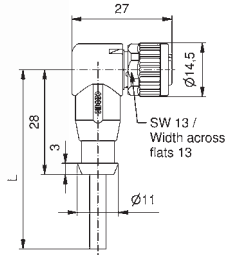
Description

Part No.



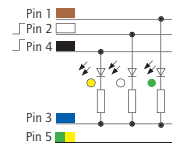
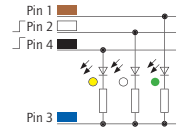
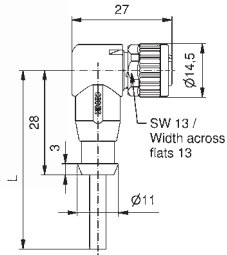
4	A	30	4	2	0,34	SAL-12-RKW4-3L-2/A1	43-10424
				3		SAL-12-RKW4-3L-3/A1	43-10425
				5		SAL-12-RKW4-3L-5/A1	43-10426
				10		SAL-12-RKW4-3L-10/A1	43-10427
5	A	30	4	2	0,34	SAL-12-RKW5-3L-2/A1	43-10444
				3		SAL-12-RKW5-3L-3/A1	43-10445
				5		SAL-12-RKW5-3L-5/A1	43-10446
				10		SAL-12-RKW5-3L-10/A1	43-10447

TPU, UL, halogenfree, black, Li9Y11Y



4	A	30	4	2	0,34	SAL-12-RKW4-3L-2/K1	43-10436
				3		SAL-12-RKW4-3L-3/K1	43-10437
				5		SAL-12-RKW4-3L-5/K1	43-10438
				10		SAL-12-RKW4-3L-10/K1	43-10439
5	A	30	4	2	0,34	SAL-12-RKW5-3L-2/K1	43-10456
				3		SAL-12-RKW5-3L-3/K1	43-10457
				5		SAL-12-RKW5-3L-5/K1	43-10458
				10		SAL-12-RKW5-3L-10/K1	43-10459

TPU, UL, irradiated, orange Li12Y11X



4	A	30	4	2	0,34	SAL-12-RKW4-3L-2/J1	43-10440
				3		SAL-12-RKW4-3L-3/J1	43-10441
				5		SAL-12-RKW4-3L-5/J1	43-10442
				10		SAL-12-RKW4-3L-10/J1	43-10443
5	A	30	4	2	0,34	SAL-12-RKW5-3L-2/J1	43-10460
				3		SAL-12-RKW5-3L-3/J1	43-10461
				5		SAL-12-RKW5-3L-5/J1	43-10462
				10		SAL-12-RKW5-3L-10/J1	43-10463

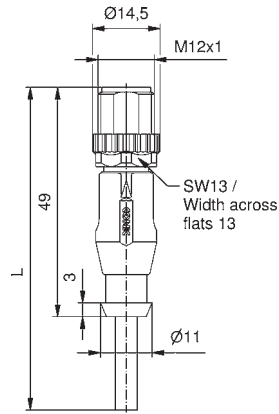
M12x1 CONNECTORS OVERMOULDED

Male connector axial

PVC, grey, LiYY

Contact assignment

Number of poles	Coding	Rated voltage [V]	Current rating [A]	Cable length = L [m]	Wire cross section [mm ²]	Description	Part No.
3	A	250	4	0,34	2	SAL-12-RS3-2/A1	43-10084
					3	SAL-12-RS3-3/A1	43-10085
					5	SAL-12-RS3-5/A1	43-10086
					10	SAL-12-RS3-10/A1	43-10087
4	A	250	4	0,34	2	SAL-12-RS4-2/A1	43-10104
					3	SAL-12-RS4-3/A1	43-10105
					5	SAL-12-RS4-5/A1	43-10106
					10	SAL-12-RS4-10/A1	43-10107
5	A	60	4	0,34	2	SAL-12-RS5-2/A1	43-10124
					3	SAL-12-RS5-3/A1	43-10125
					5	SAL-12-RS5-5/A1	43-10126
					10	SAL-12-RS5-10/A1	43-10127
6	A	30	2	0,25	2	SAL-12-RS6-2/A1	43-10144
					3	SAL-12-RS6-3/A1	43-10145
					5	SAL-12-RS6-5/A1	43-10146
					10	SAL-12-RS6-10/A1	43-10147
8	A	30	2	0,25	2	SAL-12-RS8-2/A1	43-10156
					3	SAL-12-RS8-3/A1	43-10157
					5	SAL-12-RS8-5/A1	43-10158
					10	SAL-12-RS8-10/A1	43-10159
12	A	30	1,5	0,14	2	SAL-12-RS12-2/A3	43-11272
					3	SAL-12-RS12-3/A3	43-11273
					5	SAL-12-RS12-5/A3	43-11274
					10	SAL-12-RS12-10/A3	43-11275



Pin 1
Pin 3
Pin 4

Pin 1
Pin 2
Pin 3
Pin 4

Pin 1
Pin 2
Pin 3
Pin 4
Pin 5

Pin 1
Pin 2
Pin 3

Pin 4
Pin 6
Pin 7

Pin 1
Pin 2
Pin 3
Pin 4

Pin 5
Pin 6
Pin 7
Pin 8

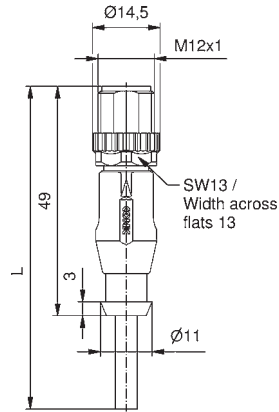

Pin 1
Pin 2
Pin 3
Pin 4
Pin 5
Pin 6

Pin 7
Pin 8
Pin 9
Pin 10
Pin 11
Pin 12

M12x1 CONNECTORS OVERMOULDED

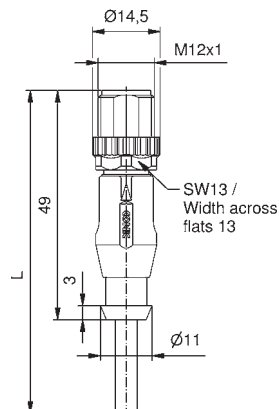
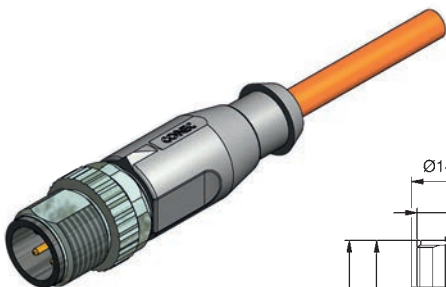
Male connector axial

TPU, UL, halogenfree, black, Li9Y11Y



Contact assignment	Number of poles	Coding	Rated voltage [V]	Current rating [A]	Cable length = L [m]	Wire cross section [mm ²]	Description	Part No.
Pin 1 Pin 3 Pin 4	3	A	250	4		0,34	SAL-12-RS3-2/K1	43-10096
							SAL-12-RS3-3/K1	43-10097
							SAL-12-RS3-5/K1	43-10098
							SAL-12-RS3-10/K1	43-10099
Pin 1 Pin 2 Pin 3 Pin 4	4	A	250	4		0,34	SAL-12-RS4-2/K1	43-10116
							SAL-12-RS4-3/K1	43-10117
							SAL-12-RS4-5/K1	43-10118
							SAL-12-RS4-10/K1	43-10119
Pin 1 Pin 2 Pin 3 Pin 4 Pin 5	5	A	60	4		0,34	SAL-12-RS5-2/K1	43-10136
							SAL-12-RS5-3/K1	43-10137
							SAL-12-RS5-5/K1	43-10138
							SAL-12-RS5-10/K1	43-10139
Pin 1 Pin 2 Pin 3 Pin 4 Pin 5 Pin 6 Pin 7	6	A	30	2		0,25	SAL-12-RS6-2/K1	43-11058
							SAL-12-RS6-3/K1	43-11059
							SAL-12-RS6-5/K1	43-11060
							SAL-12-RS6-10/K1	43-11061
Pin 1 Pin 2 Pin 3 Pin 4 Pin 5 Pin 6 Pin 7 Pin 8	8	A	30	2		0,25	SAL-12-RS8-2/K1	43-11062
							SAL-12-RS8-3/K1	43-11063
							SAL-12-RS8-5/K1	43-11064
							SAL-12-RS8-10/K1	43-11065
Pin 1 Pin 2 Pin 3 Pin 4 Pin 5 Pin 6 Pin 7 Pin 8 Pin 9 Pin 10 Pin 11 Pin 12	12	A	30	1,5		0,14	SAL-12-RS12-2/K1	43-11276
							SAL-12-RS12-3/K1	43-11277
							SAL-12-RS12-5/K1	43-11278
							SAL-12-RS12-10/K1	43-11279

TPU, UL, irradiated, orange Li12Y11X








Pin 1 Pin 3 Pin 4	3	A	250	4		0,34	SAL-12-RS3-2/J1	43-10100
							SAL-12-RS3-3/J1	43-10101
							SAL-12-RS3-5/J1	43-10102
							SAL-12-RS3-10/J1	43-10103
Pin 1 Pin 2 Pin 3 Pin 4	4	A	250	4		0,34	SAL-12-RS4-2/J1	43-10120
							SAL-12-RS4-3/J1	43-10121
							SAL-12-RS4-5/J1	43-10122
							SAL-12-RS4-10/J1	43-10123
Pin 1 Pin 2 Pin 3 Pin 4 Pin 5	5	A	60	4		0,34	SAL-12-RS5-2/J1	43-10140
							SAL-12-RS5-3/J1	43-10141
							SAL-12-RS5-5/J1	43-10142
							SAL-12-RS5-10/J1	43-10143

M12x1 CONNECTORS OVERMOULDED

Male connector angled

PVC, grey, LiYY

Contact assignment

	Number of poles	Coding	Rated voltage [V]	Current rating [A]	Cable length = L [m]	Wire cross section [mm ²]	Description	Part No.
	3	A	250	4	2	0,34	SAL-12-RSW3-2 / A1 / A1090	43-14424
							SAL-12-RSW3-3 / A1 / A1090	43-14425
							SAL-12-RSW3-5 / A1 / A1090	43-14426
							SAL-12-RSW3-10 / A1 / A1090	43-14427
	4	A	250	4	2	0,34	SAL-12-RSW4-2 / A1 / A1090	43-14436
							SAL-12-RSW4-3 / A1 / A1090	43-14437
							SAL-12-RSW4-5 / A1 / A1090	43-14438
							SAL-12-RSW4-10 / A1 / A1090	43-14439
	5	A	60	4	2	0,34	SAL-12-RSW5-2 / A1 / A1090	43-14448
							SAL-12-RSW5-3 / A1 / A1090	43-14449
							SAL-12-RSW5-5 / A1 / A1090	43-14450
							SAL-12-RSW5-10 / A1 / A1090	43-14451
	6	A	30	2	2	0,25	SAL-12-RSW6-2 / A1 / A1090	43-14460
							SAL-12-RSW6-3 / A1 / A1090	43-14461
							SAL-12-RSW6-5 / A1 / A1090	43-14462
							SAL-12-RSW6-10 / A1 / A1090	43-14463
	8	A	30	2	2	0,25	SAL-12-RSW8-2 / A1 / A1090	43-14468
							SAL-12-RSW8-3 / A1 / A1090	43-14469
							SAL-12-RSW8-5 / A1 / A1090	43-14470
							SAL-12-RSW8-10 / A1 / A1090	43-14471





Pin 1 
 Pin 3 
 Pin 4 

Pin 1 
 Pin 2 
 Pin 3 
 Pin 4 

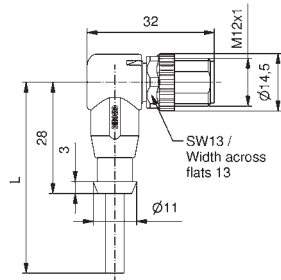
Pin 1 
 Pin 2 
 Pin 3 
 Pin 4 
 Pin 5 

Pin 1 
 Pin 2 
 Pin 3 

Pin 4 
 Pin 6 
 Pin 7 

Pin 1 
 Pin 2 
 Pin 3 
 Pin 4 

Pin 5 
 Pin 6 
 Pin 7 
 Pin 8 



M12x1 CONNECTORS OVERMOULDED

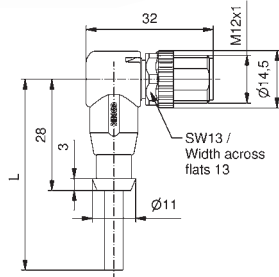
Male connector angled

TPU, UL, halogenfree, black, Li9Y11Y

Contact assignment

Number of poles
Coding
Rated voltage [V]
Current rating [A]
Cable length = L [m]
Wire cross section [mm²]

Description
Part No.



Pin 1
Pin 3
Pin 4

Pin 1
Pin 2
Pin 3
Pin 4

Pin 1
Pin 2
Pin 3
Pin 4
Pin 5

Pin 1
Pin 2
Pin 3

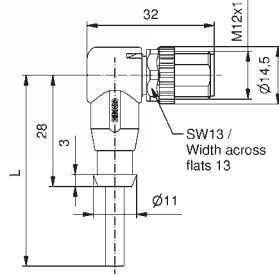
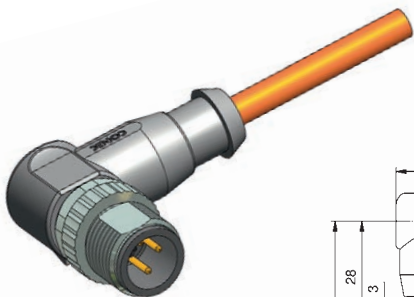
Pin 4
Pin 6
Pin 7

Pin 1
Pin 2
Pin 3
Pin 4

Pin 5
Pin 6
Pin 7
Pin 8

Number of poles	Coding	Rated voltage [V]	Current rating [A]	Cable length = L [m]	Wire cross section [mm ²]	Description	Part No.
3	A	250	4	2	0,34	SAL-12-RSW3-2 / K1 / A1090	43-14428
						SAL-12-RSW3-3 / K1 / A1090	43-14429
						SAL-12-RSW3-5 / K1 / A1090	43-14430
						SAL-12-RSW3-10 / K1 / A1090	43-14431
4	A	250	4	2	0,34	SAL-12-RSW4-2 / K1 / A1090	43-14440
						SAL-12-RSW4-3 / K1 / A1090	43-14441
						SAL-12-RSW4-5 / K1 / A1090	43-14442
						SAL-12-RSW4-10 / K1 / A1090	43-14443
5	A	60	4	2	0,34	SAL-12-RSW5-2 / K1 / A1090	43-14452
						SAL-12-RSW5-3 / K1 / A1090	43-14453
						SAL-12-RSW5-5 / K1 / A1090	43-14454
						SAL-12-RSW5-10 / K1 / A1090	43-14455
6	A	30	2	2	0,25	SAL-12-RSW6-2 / K1 / A1090	43-14464
						SAL-12-RSW6-3 / K1 / A1090	43-14465
						SAL-12-RSW6-5 / K1 / A1090	43-14466
						SAL-12-RSW6-10 / K1 / A1090	43-14467
8	A	30	2	2	0,25	SAL-12-RSW8-2 / K1 / A1090	43-14472
						SAL-12-RSW8-3 / K1 / A1090	43-14473
						SAL-12-RSW8-5 / K1 / A1090	43-14474
						SAL-12-RSW8-10 / K1 / A1090	43-14475

TPU, UL, irradiated, orange, Li12Y11X



Pin 1
Pin 3
Pin 4

Pin 1
Pin 2
Pin 3
Pin 4

Pin 1
Pin 2
Pin 3
Pin 4
Pin 5

Number of poles	Coding	Rated voltage [V]	Current rating [A]	Cable length = L [m]	Wire cross section [mm ²]	Description	Part No.
3	A	250	4	2	0,34	SAL-12-RSW3-2 / J1 / A1090	43-14432
						SAL-12-RSW3-3 / J1 / A1090	43-14433
						SAL-12-RSW3-5 / J1 / A1090	43-14434
						SAL-12-RSW3-10 / J1 / A1090	43-14435
4	A	250	4	2	0,34	SAL-12-RSW4-2 / J1 / A1090	43-14444
						SAL-12-RSW4-3 / J1 / A1090	43-14445
						SAL-12-RSW4-5 / J1 / A1090	43-14446
						SAL-12-RSW4-10 / J1 / A1090	43-14447
5	A	60	4	2	0,34	SAL-12-RSW5-2 / J1 / A1090	43-14456
						SAL-12-RSW5-3 / J1 / A1090	43-14457
						SAL-12-RSW5-5 / J1 / A1090	43-14458
						SAL-12-RSW5-10 / J1 / A1090	43-14459

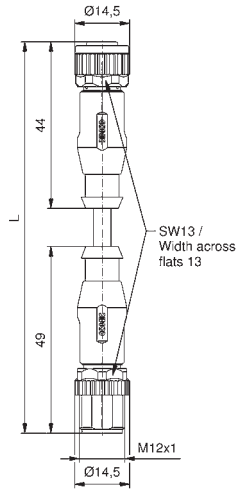
M12x1 CONNECTORS OVERMOULDED

Connecting cable

Female connector axial
Male connector axial

PVC, grey, LiYY

Contact assignment



Pin 1
Pin 3
Pin 4

Pin 1
Pin 2
Pin 3
Pin 4

Pin 1
Pin 2
Pin 3
Pin 4
Pin 5

Pin 1
Pin 2
Pin 3

Pin 4
Pin 6
Pin 7

Pin 1
Pin 2
Pin 3
Pin 4

Pin 5
Pin 6
Pin 7
Pin 8

Pin 1
Pin 2
Pin 3
Pin 4
Pin 5
Pin 6

Pin 7
Pin 8
Pin 9
Pin 10
Pin 11
Pin 12

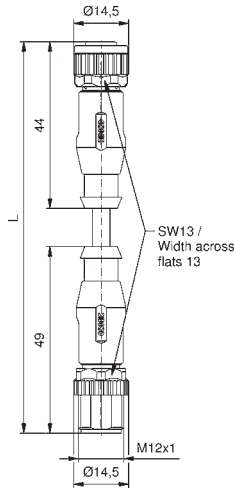
Number of poles	Coding	Rated voltage [V]	Current rating [A]	Cable length = L [m]	Wire cross section [mm ²]	Description	Part No.
3	A	250	4	0,34	0,3	SAL-12-RK3-RS3-0,3/A1	43-10544
					0,6	SAL-12-RK3-RS3-0,6/A1	43-10545
					1,5	SAL-12-RK3-RS3-1,5/A1	43-10546
					3	SAL-12-RK3-RS3-3/A1	43-10547
4	A	250	4	0,34	0,3	SAL-12-RK4-RS4-0,3/A1	43-10564
					0,6	SAL-12-RK4-RS4-0,6/A1	43-10565
					1,5	SAL-12-RK4-RS4-1,5/A1	43-10566
					3	SAL-12-RK4-RS4-3/A1	43-10567
5	A	60	4	0,34	0,3	SAL-12-RK5-RS5-0,3/A1	43-10584
					0,6	SAL-12-RK5-RS5-0,6/A1	43-10585
					1,5	SAL-12-RK5-RS5-1,5/A1	43-10586
					3	SAL-12-RK5-RS5-3/A1	43-10587
6	A	30	2	0,25	0,3	SAL-12-RK6-RS6-0,3/A1	43-11070
					0,6	SAL-12-RK6-RS6-0,6/A1	43-11071
					1,5	SAL-12-RK6-RS6-1,5/A1	43-11072
					3	SAL-12-RK6-RS6-3/A1	43-11073
8	A	30	2	0,25	0,3	SAL-12-RK8-RS8-0,3/A1	43-10596
					0,6	SAL-12-RK8-RS8-0,6/A1	43-10597
					1,5	SAL-12-RK8-RS8-1,5/A1	43-10598
					3	SAL-12-RK8-RS8-3/A1	43-10599
12	A	30	1,5	0,14	0,3	SAL-12-RK12-RS12-0,3/A3	43-15277
					0,6	SAL-12-RK12-RS12-0,6/A3	43-15278
					1,5	SAL-12-RK12-RS12-1,5/A3	43-15279
					3	SAL-12-RK12-RS12-3/A3	43-15280








































M12x1 CONNECTORS OVERMOULDED

Connecting cable

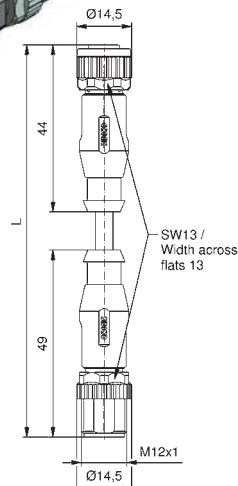
Female connector axial
Male connector axial













TPU, UL, halogenfree, black, Li9Y11Y



Contact assignment	Number of poles	Coding	Rated voltage [V]	Current rating [A]	Cable length = L [m]	Wire cross section [mm ²]	Description	Part No.
Pin 1  Pin 3  Pin 4 	3	A	250	4	0,3	0,25	SAL-12-RK3-RS3-0,3/K1	43-10556
							SAL-12-RK3-RS3-0,6/K1	43-10557
							SAL-12-RK3-RS3-1,5/K1	43-10558
							SAL-12-RK3-RS3-3/K1	43-10559
Pin 1  Pin 2  Pin 3  Pin 4 	4	A	250	4	0,3	0,25	SAL-12-RK4-RS4-0,3/K1	43-10576
							SAL-12-RK4-RS4-0,6/K1	43-10577
							SAL-12-RK4-RS4-1,5/K1	43-10578
							SAL-12-RK4-RS4-3/K1	43-10579
Pin 1  Pin 2  Pin 3  Pin 4  Pin 5 	5	A	60	4	0,3	0,34	SAL-12-RK5-RS5-0,3/K1	43-10672
							SAL-12-RK5-RS5-0,6/K1	43-10673
							SAL-12-RK5-RS5-1,5/K1	43-10674
							SAL-12-RK5-RS5-3/K1	43-10675
Pin 1  Pin 2  Pin 3  Pin 4  Pin 5  Pin 6  Pin 7 	6	A	30	2	0,3	0,25	SAL-12-RK6-RS6-0,3/K1	43-11078
							SAL-12-RK6-RS6-0,6/K1	43-11079
							SAL-12-RK6-RS6-1,5/K1	43-11080
							SAL-12-RK6-RS6-3/K1	43-11081
Pin 1  Pin 2  Pin 3  Pin 4  Pin 5  Pin 6  Pin 7  Pin 8 	8	A	30	2	0,3	0,25	SAL-12-RK8-RS8-0,3/K1	43-11054
							SAL-12-RK8-RS8-0,6/K1	43-11055
							SAL-12-RK8-RS8-1,5/K1	43-11056
							SAL-12-RK8-RS8-3/K1	43-11057
Pin 1  Pin 2  Pin 3  Pin 4  Pin 5  Pin 6  Pin 7  Pin 8  Pin 9  Pin 10  Pin 11  Pin 12 	12	A	30	1,5	0,3	0,14	SAL-12-RK12-RS12-0,3/K1	43-13662
							SAL-12-RK12-RS12-0,6/K1	43-15281
							SAL-12-RK12-RS12-1,5/K1	43-15282
							SAL-12-RK12-RS12-3/K1	43-15283

TPU, UL, irradiated, orange, Li21Y11X



Pin 1  Pin 3  Pin 4 	3	A	250	4	0,3	0,34	SAL-12-RK3-RS3-0,3/J1	43-10560
							SAL-12-RK3-RS3-0,6/J1	43-10561
							SAL-12-RK3-RS3-1,5/J1	43-10562
							SAL-12-RK3-RS3-3/J1	43-10563
Pin 1  Pin 2  Pin 3  Pin 4 	4	A	250	4	0,3	0,34	SAL-12-RK4-RS4-0,3/J1	43-10580
							SAL-12-RK4-RS4-0,6/J1	43-10581
							SAL-12-RK4-RS4-1,5/J1	43-10582
							SAL-12-RK4-RS4-3/J1	43-10583
Pin 1  Pin 2  Pin 3  Pin 4  Pin 5 	5	A	60	4	0,3	0,34	SAL-12-RK5-RS5-0,3/J1	43-10676
							SAL-12-RK5-RS5-0,6/J1	43-10677
							SAL-12-RK5-RS5-1,5/J1	43-10678
							SAL-12-RK5-RS5-3/J1	43-10679

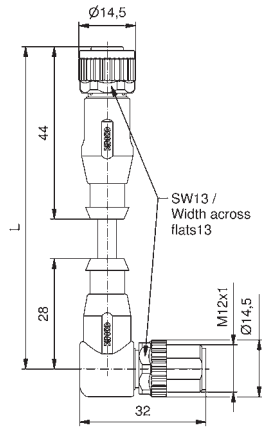
M12x1 CONNECTORS OVERMOULDED

Connecting cable

Female connector axial
Male connector angled

PVC, grey, LiYY

Contact assignment



Pin 1 ■
Pin 3 ■
Pin 4 ■

Pin 1 ■
Pin 2 ■
Pin 3 ■
Pin 4 ■

Pin 1 ■
Pin 2 ■
Pin 3 ■
Pin 4 ■
Pin 5 ■

Pin 1 ■ Pin 4 ■
Pin 2 ■ Pin 6 ■
Pin 3 ■ Pin 7 ■

Pin 1 ■ Pin 5 ■
Pin 2 ■ Pin 6 ■
Pin 3 ■ Pin 7 ■
Pin 4 ■ Pin 8 ■

Number of poles	Coding	Rated voltage [V]	Current rating [A]	Cable length = L [m]	Wire cross section [mm ²]	Description	Part No.
3	A	250	4	0,34	0,3	SAL-12-RK3-RSW3-0,3/A1/A1090	43-14593
						SAL-12-RK3-RSW3-0,6/A1/A1090	43-14594
						SAL-12-RK3-RSW3-1,5/A1/A1090	43-14595
						SAL-12-RK3-RSW3-3/A1/A1090	43-14596
4	A	250	4	0,34	0,3	SAL-12-RK4-RSW4-0,3/A1/A1090	43-14605
						SAL-12-RK4-RSW4-0,6/A1/A1090	43-14606
						SAL-12-RK4-RSW4-1,5/A1/A1090	43-14607
						SAL-12-RK4-RSW4-3/A1/A1090	43-14608
5	A	60	4	0,34	0,3	SAL-12-RK5-RSW5-0,3/A1/A1090	43-14617
						SAL-12-RK5-RSW5-0,6/A1/A1090	43-14618
						SAL-12-RK5-RSW5-1,5/A1/A1090	43-14619
						SAL-12-RK5-RSW5-3/A1/A1090	43-14620
6	A	30	2	0,25	0,3	SAL-12-RK6-RSW6-0,3/A1/A1090	43-14629
						SAL-12-RK6-RSW6-0,6/A1/A1090	43-14630
						SAL-12-RK6-RSW6-1,5/A1/A1090	43-14631
						SAL-12-RK6-RSW6-3/A1/A1090	43-14632
8	A	30	2	0,25	0,3	SAL-12-RK8-RSW8-0,3/A1/A1090	43-14637
						SAL-12-RK8-RSW8-0,6/A1/A1090	43-14638
						SAL-12-RK8-RSW8-1,5/A1/A1090	43-14639
						SAL-12-RK8-RSW8-3/A1/A1090	43-14640

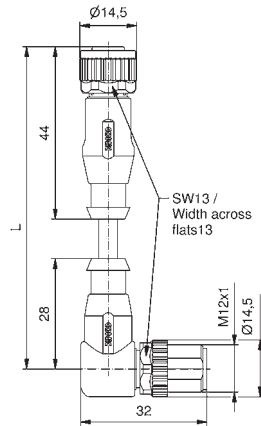
M12x1 CONNECTORS OVERMOULDED

Connecting cable

Female connector axial
Male connector angled

TPU, UL, halogenfree, black, Li9Y11Y

Contact assignment



Pin 1 ■
Pin 3 ■
Pin 4 ■

Pin 1 ■
Pin 2 ■
Pin 3 ■
Pin 4 ■

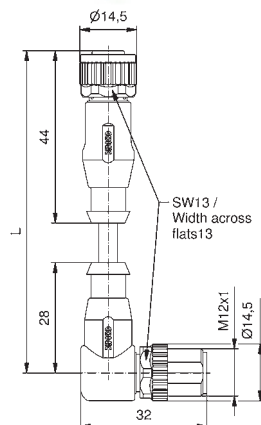
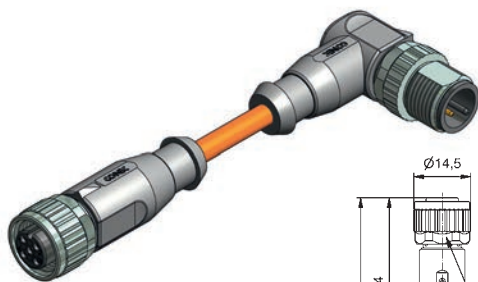
Pin 1 ■
Pin 2 ■
Pin 3 ■
Pin 4 ■
Pin 5 ■

Pin 1 ■ Pin 4 ■
Pin 2 ■ Pin 6 ■
Pin 3 ■ Pin 7 ■

Pin 1 ■ Pin 5 ■
Pin 2 ■ Pin 6 ■
Pin 3 ■ Pin 7 ■
Pin 4 ■ Pin 8 ■

Number of poles	Coding	Rated voltage [V]	Current rating [A]	Cable length = L [m]	Wire cross section [mm ²]	Description	Part No.
3	A	250	4	0,34	0,3	SAL-12-RK3-RSW3-0,3 / K1 / A1090	43-14597
					0,6	SAL-12-RK3-RSW3-0,6 / K1 / A1090	43-14598
					1,5	SAL-12-RK3-RSW3-1,5 / K1 / A1090	43-14599
					3	SAL-12-RK3-RSW3-3 / K1 / A1090	43-14600
4	A	250	4	0,34	0,3	SAL-12-RK4-RSW4-0,3 / K1 / A1090	43-14609
					0,6	SAL-12-RK4-RSW4-0,6 / K1 / A1090	43-14610
					1,5	SAL-12-RK4-RSW4-1,5 / K1 / A1090	43-14611
					3	SAL-12-RK4-RSW4-3 / K1 / A1090	43-14612
5	A	60	4	0,34	0,3	SAL-12-RK5-RSW5-0,3 / K1 / A1090	43-14621
					0,6	SAL-12-RK5-RSW5-0,6 / K1 / A1090	43-14622
					1,5	SAL-12-RK5-RSW5-1,5 / K1 / A1090	43-14623
					3	SAL-12-RK5-RSW5-3 / K1 / A1090	43-14624
6	A	30	2	0,25	0,3	SAL-12-RK6-RSW6-0,3 / K1 / A1090	43-14633
					0,6	SAL-12-RK6-RSW6-0,6 / K1 / A1090	43-14634
					1,5	SAL-12-RK6-RSW6-1,5 / K1 / A1090	43-14635
					3	SAL-12-RK6-RSW6-3 / K1 / A1090	43-14636
8	A	30	2	0,25	0,3	SAL-12-RK8-RSW8-0,3 / K1 / A1090	43-14641
					0,6	SAL-12-RK8-RSW8-0,6 / K1 / A1090	43-14642
					1,5	SAL-12-RK8-RSW8-1,5 / K1 / A1090	43-14643
					3	SAL-12-RK8-RSW8-3 / K1 / A1090	43-14644

TPU, UL, irradiated, orange, Li12Y11X



Pin 1 ■
Pin 3 ■
Pin 4 ■

Pin 1 ■
Pin 2 ■
Pin 3 ■
Pin 4 ■

Pin 1 ■
Pin 2 ■
Pin 3 ■
Pin 4 ■
Pin 5 ■

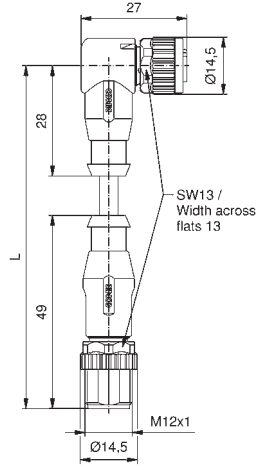

3	A	250	4	0,34	0,3	SAL-12-RK3-RSW3-0,3 / J1 / A1090	43-14601
					0,6	SAL-12-RK3-RSW3-0,6 / J1 / A1090	43-14602
					1,5	SAL-12-RK3-RSW3-1,5 / J1 / A1090	43-14603
					3	SAL-12-RK3-RSW3-3 / J1 / A1090	43-14604
4	A	250	4	0,34	0,3	SAL-12-RK4-RSW4-0,3 / J1 / A1090	43-14613
					0,6	SAL-12-RK4-RSW4-0,6 / J1 / A1090	43-14614
					1,5	SAL-12-RK4-RSW4-1,5 / J1 / A1090	43-14615
					3	SAL-12-RK4-RSW4-3 / J1 / A1090	43-14616
5	A	60	4	0,34	0,3	SAL-12-RK5-RSW5-0,3 / J1 / A1090	43-14625
					0,6	SAL-12-RK5-RSW5-0,6 / J1 / A1090	43-14626
					1,5	SAL-12-RK5-RSW5-1,5 / J1 / A1090	43-14627
					3	SAL-12-RK5-RSW5-3 / J1 / A1090	43-14628




























M12x1 CONNECTORS OVERMOULDED

Connecting cable

Female connector angled
Male connector axial

PVC, grey, LiYY



Contact assignment	Number of poles	Coding	Rated voltage [V]	Current rating [A]	Cable length = L [m]	Wire cross section [mm ²]	Description	Part No.
Pin 1  Pin 3  Pin 4 	3	A	250	4	0,34	0,3	SAL-12-RKW3-RS3-0,3/A1	43-10688
							SAL-12-RKW3-RS3-0,6/A1	43-10689
							SAL-12-RKW3-RS3-1,5/A1	43-10690
							SAL-12-RKW3-RS3-3/A1	43-10691
Pin 1  Pin 2  Pin 3  Pin 4 	4	A	250	4	0,34	0,3	SAL-12-RKW4-RS4-0,3/A1	43-10708
							SAL-12-RKW4-RS4-0,6/A1	43-10709
							SAL-12-RKW4-RS4-1,5/A1	43-10710
							SAL-12-RKW4-RS4-3/A1	43-10711
Pin 1  Pin 2  Pin 3  Pin 4  Pin 5 	5	A	60	4	0,34	0,3	SAL-12-RKW5-RS5-0,3/A1	43-10952
							SAL-12-RKW5-RS5-0,6/A1	43-10953
							SAL-12-RKW5-RS5-1,5/A1	43-10954
							SAL-12-RKW5-RS5-3/A1	43-10955
Pin 1  Pin 2  Pin 3  Pin 4  Pin 5  Pin 6  Pin 7 	6	A	30	2	0,25	0,3	SAL-12-RKW6-RS6-0,3/A1	43-11082
							SAL-12-RKW6-RS6-0,6/A1	43-11083
							SAL-12-RKW6-RS6-1,5/A1	43-11084
							SAL-12-RKW6-RS6-3/A1	43-11085
Pin 1  Pin 2  Pin 3  Pin 4  Pin 5  Pin 6  Pin 7  Pin 8 	8	A	30	2	0,25	0,3	SAL-12-RKW8-RS8-0,3/A1	43-10728
							SAL-12-RKW8-RS8-0,6/A1	43-10729
							SAL-12-RKW8-RS8-1,5/A1	43-10730
							SAL-12-RKW8-RS8-3/A1	43-10731






M12x1 CONNECTORS OVERMOULDED

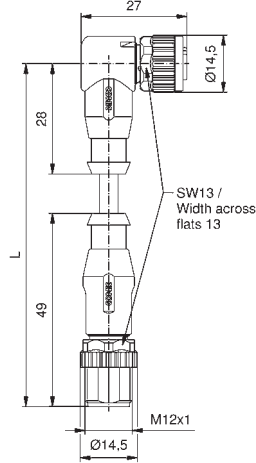

Connecting cable

Female connector angled
Male connector axial

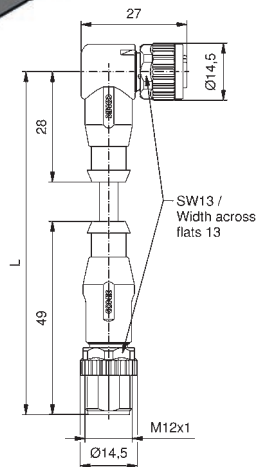
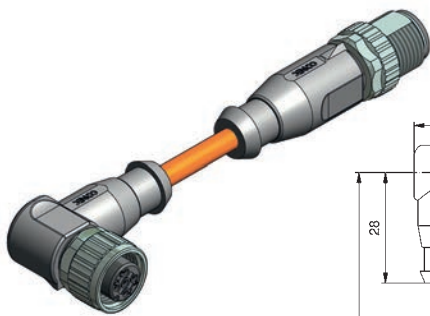
TPU, UL, halogenfree, black, Li9Y11Y




Contact assignment

	Number of poles	Coding	Rated voltage [V]	Current rating [A]	Cable length = L [m]	Wire cross section [mm ²]	Description	Part No.
	3	A	250	4	0,34	0,3	SAL-12-RKW3-RS3-0,3/K1	43-10700
						0,6	SAL-12-RKW3-RS3-0,6/K1	43-10701
						1,5	SAL-12-RKW3-RS3-1,5/K1	43-10702
						3	SAL-12-RKW3-RS3-3/K1	43-10703
	4	A	250	4	0,34	0,3	SAL-12-RKW4-RS4-0,3/K1	43-10720
						0,6	SAL-12-RKW4-RS4-0,6/K1	43-10721
						1,5	SAL-12-RKW4-RS4-1,5/K1	43-10722
						3	SAL-12-RKW4-RS4-3/K1	43-10723
	5	A	60	4	0,34	0,3	SAL-12-RKW5-RS5-0,3/K1	43-10964
						0,6	SAL-12-RKW5-RS5-0,6/K1	43-10965
						1,5	SAL-12-RKW5-RS5-1,5/K1	43-10966
						3	SAL-12-RKW5-RS5-3/K1	43-10967
	6	A	30	2	0,25	0,3	SAL-12-RKW6-RS6-0,3/K1	43-11086
						0,6	SAL-12-RKW6-RS6-0,6/K1	43-11087
						1,5	SAL-12-RKW6-RS6-1,5/K1	43-11088
						3	SAL-12-RKW6-RS6-3/K1	43-11089
	8	A	30	2	0,25	0,3	SAL-12-RKW8-RS8-0,3/K1	43-11106
						0,6	SAL-12-RKW8-RS8-0,6/K1	43-11107
						1,5	SAL-12-RKW8-RS8-1,5/K1	43-11108
						3	SAL-12-RKW8-RS8-3/K1	43-11109



TPU, UL, irradiated, orange, Li12Y11X



	3	A	250	4	0,34	0,3	SAL-12-RKW3-RS3-0,3/J1	43-10704
						0,6	SAL-12-RKW3-RS3-0,6/J1	43-10705
						1,5	SAL-12-RKW3-RS3-1,5/J1	43-10706
						3	SAL-12-RKW3-RS3-3/J1	43-10707
	4	A	250	4	0,34	0,3	SAL-12-RKW4-RS4-0,3/J1	43-10724
						0,6	SAL-12-RKW4-RS4-0,6/J1	43-10725
						1,5	SAL-12-RKW4-RS4-1,5/J1	43-10726
						3	SAL-12-RKW4-RS4-3/J1	43-10727
	5	A	60	4	0,34	0,3	SAL-12-RKW5-RS5-0,3/J1	43-10968
						0,6	SAL-12-RKW5-RS5-0,6/J1	43-10969
						1,5	SAL-12-RKW5-RS5-1,5/J1	43-10970
						3	SAL-12-RKW5-RS5-3/J1	43-10971

M12x1 CONNECTORS OVERMOULDED
Connecting cable with 2-LED

Female connector angled with 2-LED
Male connector axial

PVC, grey, LiYY

Contact assignment

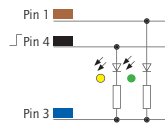
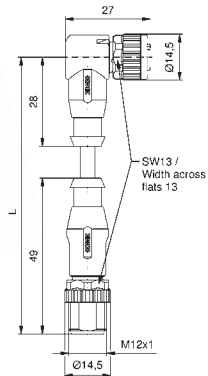
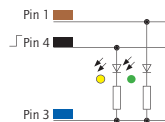
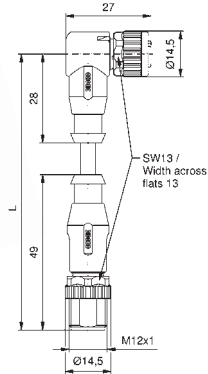
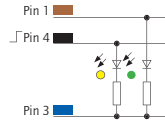
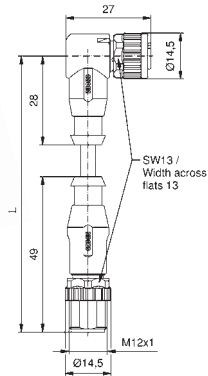
Number of poles	Coding	Rated voltage [V]	Current rating [A]	Cable length = L [m]	Wire cross section [mm ²]	Description	Part No.
3	A	30	4	0,34	0,3	SAL-12-RKW3-RS3-2L-0,3/A1	43-10392
					0,6	SAL-12-RKW3-RS3-2L-0,6/A1	43-10393
					1,5	SAL-12-RKW3-RS3-2L-1,5/A1	43-10394
					3	SAL-12-RKW3-RS3-2L-3/A1	43-10395

TPU, UL, halogenfree, black, Li9Y11Y

3	A	30	4	0,34	0,3	SAL-12-RKW3-RS3-2L-0,3/K1	43-10884
					0,6	SAL-12-RKW3-RS3-2L-0,6/K1	43-10885
					1,5	SAL-12-RKW3-RS3-2L-1,5/K1	43-10886
					3	SAL-12-RKW3-RS3-2L-3/K1	43-10887

TPU, UL, irradiated, orange, Li12Y11X

3	A	30	4	0,34	0,3	SAL-12-RKW3-RS3-2L-0,3/J1	43-10888
					0,6	SAL-12-RKW3-RS3-2L-0,6/J1	43-10889
					1,5	SAL-12-RKW3-RS3-2L-1,5/J1	43-10890
					3	SAL-12-RKW3-RS3-2L-3/J1	43-10891



M12x1 CONNECTORS OVERMOULDED

Connecting cable with 3-LED

Female connector angled with 3-LED
Male connector axial

PVC, grey, LiYY

Contact assignment

Number of poles	Coding	Rated voltage [V]	Current rating [A]	Cable length = L [m]	Wire cross section [mm ²]	Description	Part No.
4	A	30	4	0,34	0,3	SAL-12-RKW4-RS4-3L-0,3 / A1	43-10416
					0,6	SAL-12-RKW4-RS4-3L-0,6 / A1	43-10417
					1,5	SAL-12-RKW4-RS4-3L-1,5 / A1	43-10418
					3	SAL-12-RKW4-RS4-3L-3 / A1	43-10419
5	A	30	4	0,34	0,3	SAL-12-RKW5-RS5-3L-0,3 / A1	43-10848
					0,6	SAL-12-RKW5-RS5-3L-0,6 / A1	43-10849
					1,5	SAL-12-RKW5-RS5-3L-1,5 / A1	43-10850
					3	SAL-12-RKW5-RS5-3L-3 / A1	43-10851

TPU, UL, halogenfree, black, Li9Y11Y

4	A	30	4	0,34	0,3	SAL-12-RKW4-RS4-3L-0,3 / K1	43-10840
					0,6	SAL-12-RKW4-RS4-3L-0,6 / K1	43-10841
					1,5	SAL-12-RKW4-RS4-3L-1,5 / K1	43-10842
					3	SAL-12-RKW4-RS4-3L-3 / K1	43-10843
5	A	30	4	0,34	0,3	SAL-12-RKW5-RS5-3L-0,3 / K1	43-10860
					0,6	SAL-12-RKW5-RS5-3L-0,6 / K1	43-10861
					1,5	SAL-12-RKW5-RS5-3L-1,5 / K1	43-10862
					3	SAL-12-RKW5-RS5-3L-3 / K1	43-10863

TPU, UL, irradiated, orange, Li12Y11X

4	A	30	4	0,34	0,3	SAL-12-RKW4-RS4-3L-0,3 / J1	43-10844
					0,6	SAL-12-RKW4-RS4-3L-0,6 / J1	43-10845
					1,5	SAL-12-RKW4-RS4-3L-1,5 / J1	43-10846
					3	SAL-12-RKW4-RS4-3L-3 / J1	43-10847
5	A	30	4	0,34	0,3	SAL-12-RKW5-RS5-3L-0,3 / J1	43-10864
					0,6	SAL-12-RKW5-RS5-3L-0,6 / J1	43-10865
					1,5	SAL-12-RKW5-RS5-3L-1,5 / J1	43-10866
					3	SAL-12-RKW5-RS5-3L-3 / J1	43-10867

M12x1 – M8x1 CONNECTORS OVERMOULDED

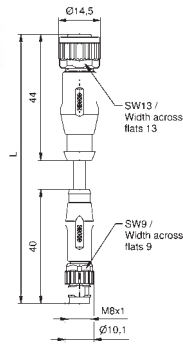
Connecting cable

Female connector M12x1, axial
Male connector M8x1, axial

PVC, grey, LiYY

Contact assignment

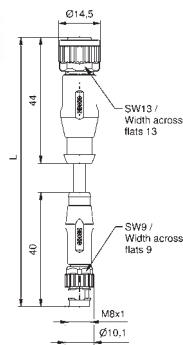
Number of poles	Coding	Rated voltage [V]	Current rating [A]	Cable length = L [m]	Wire cross section [mm ²]	Description	Part No.
3	A	50 V AC / 60 V DC	3	0,3	0,25	SAL-12-RK3-8-RS3-0,3/A1	43-11430
						SAL-12-RK3-8-RS3-0,6/A1	43-11431
						SAL-12-RK3-8-RS3-1,5/A1	43-11432
						SAL-12-RK3-8-RS3-3/A1	43-11433



Pin 1 ■
Pin 3 ■
Pin 4 ■

TPU, UL, halogenfree, black, Li9Y11Y

3	A	50 V AC / 60 V DC	3	0,3	0,25	SAL-12-RK3-8-RS3-0,3/K1	43-11434
						SAL-12-RK3-8-RS3-0,6/K1	43-11435
						SAL-12-RK3-8-RS3-1,5/K1	43-11436
						SAL-12-RK3-8-RS3-3/K1	43-11437

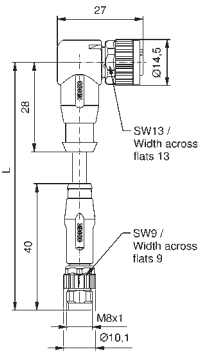



Pin 1 ■
Pin 3 ■
Pin 4 ■

Female connector M12x1, angled
Male connector M8x1, axial

PVC, grey, LiYY

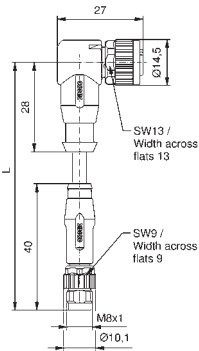
3	A	50 V AC / 60 V DC	3	0,3	0,25	SAL-12-RKW3-8-RS3-0,3/A1	43-11438
						SAL-12-RKW3-8-RS3-0,6/A1	43-11439
						SAL-12-RKW3-8-RS3-1,5/A1	43-11440
						SAL-12-RKW3-8-RS3-3/A1	43-11441



Pin 1 ■
Pin 3 ■
Pin 4 ■

TPU, UL, halogenfree, black, Li9Y11Y

3	A	50 V AC / 60 V DC	3	0,3	0,25	SAL-12-RKW3-8-RS3-0,3/K1	43-11442
						SAL-12-RKW3-8-RS3-0,6/K1	43-11443
						SAL-12-RKW3-8-RS3-1,5/K1	43-11444
						SAL-12-RKW3-8-RS3-3/K1	43-11445



Pin 1 ■
Pin 3 ■
Pin 4 ■

M12x1 – M8x1 CONNECTORS OVERMOULDED

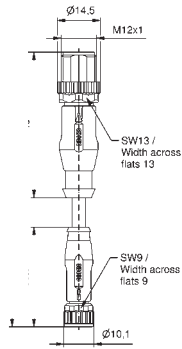
Connecting cable

Male connector M12x1, axial
Female connector M8x1, axial

PVC, grey, LiYY

Contact assignment

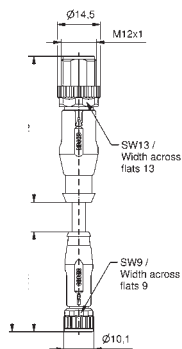
Number of poles	Coding	Rated voltage [V]	Current rating [A]	Cable length = L [m]	Wire cross section [mm ²]	Description	Part No.
3	A	50 V AC / 60 V DC	3	0,3	0,25	SAL-12-RS3-8-RK3-0,3/A1	43-11446
						SAL-12-RS3-8-RK3-0,6/A1	43-11447
						SAL-12-RS3-8-RK3-1,5/A1	43-11448
						SAL-12-RS3-8-RK3-3/A1	43-11449



Pin 1 ■
Pin 3 ■
Pin 4 ■

TPU, UL, halogenfree, black, Li9Y11Y

3	A	50 V AC / 60 V DC	3	0,3	0,25	SAL-12-RS3-8-RK3-0,3/K1	43-11450
						SAL-12-RS3-8-RK3-0,6/K1	43-11451
						SAL-12-RS3-8-RK3-1,5/K1	43-11452
						SAL-12-RS3-8-RK3-3/K1	43-11453

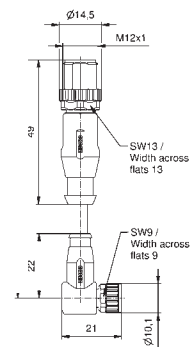


Pin 1 ■
Pin 3 ■
Pin 4 ■

Male connector M12x1, axial
Female connector M8x1, angled

PVC, grey, LiYY

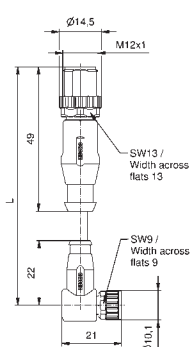
3	A	50 V AC / 60 V DC	3	0,3	0,25	SAL-12-RS3-8-RKW3-0,3/A1	43-11454
						SAL-12-RS3-8-RKW3-0,6/A1	43-11455
						SAL-12-RS3-8-RKW3-1,5/A1	43-11456
						SAL-12-RS3-8-RKW3-3/A1	43-11457



Pin 1 ■
Pin 3 ■
Pin 4 ■

TPU, UL, halogenfree, black, Li9Y11Y

3	A	50 V AC / 60 V DC	3	0,3	0,25	SAL-12-RS3-8-RKW3-0,3/K1	43-11458
						SAL-12-RS3-8-RKW3-0,6/K1	43-11459
						SAL-12-RS3-8-RKW3-1,5/K1	43-11460
						SAL-12-RS3-8-RKW3-3/K1	43-11461



Pin 1 ■
Pin 3 ■
Pin 4 ■

M12x1 CONNECTORS OVERMOULDED


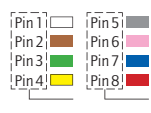
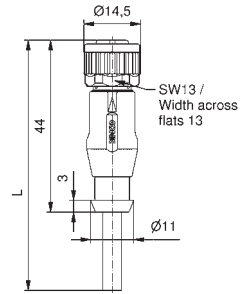

360° shielding

Female connector axial

PVC, UL, grey, LiYCY

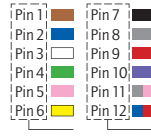
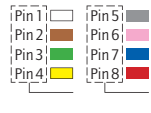
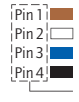
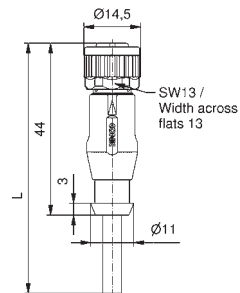
Contact assignment

Number of poles	Coding	Rated voltage [V]	Current rating [A]	Cable length = L [m]	Wire cross section [mm ²]	Description	Part No.
4	A	160	4	0,34	2	SAL-12S-RK4-2/G3	43-10336
					3	SAL-12S-RK4-3/G3	43-10337
					5	SAL-12S-RK4-5/G3	43-10338
					10	SAL-12S-RK4-10/G3	43-10339
5	A	60	4	0,25	2	SAL-12S-RK5.1-2/G3	43-10344
					3	SAL-12S-RK5.1-3/G3	43-10345
					5	SAL-12S-RK5.1-5/G3	43-10346
					10	SAL-12S-RK5.1-10/G3	43-10347
8	A	30	2	0,25	2	SAL-12S-RK8-2/G3	43-10972
					3	SAL-12S-RK8-3/G3	43-10973
					5	SAL-12S-RK8-5/G3	43-10974
					10	SAL-12S-RK8-10/G3	43-10975
12	A	30	1,5	0,14	2	SAL-12S-RK12-2/G3	43-11280
					3	SAL-12S-RK12-3/G3	43-11281
					5	SAL-12S-RK12-5/G3	43-11282
					10	SAL-12S-RK12-10/G3	43-11283



TPU, UL, halogenfree, black, Li9YC11Y

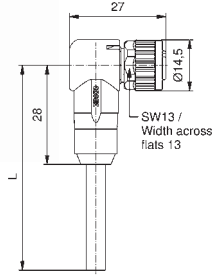
4	A	160	4	0,34	2	SAL-12S-RK4-2/G2	43-10340
					3	SAL-12S-RK4-3/G2	43-10341
					5	SAL-12S-RK4-5/G2	43-10342
					10	SAL-12S-RK4-10/G2	43-10343
5	A	60	4	0,25	2	SAL-12S-RK5.1-2/G2	43-10348
					3	SAL-12S-RK5.1-3/G2	43-10349
					5	SAL-12S-RK5.1-5/G2	43-10350
					10	SAL-12S-RK5.1-10/G2	43-10351
8	A	30	2	0,25	2	SAL-12S-RK8-2/G2	43-10976
					3	SAL-12S-RK8-3/G2	43-10977
					5	SAL-12S-RK8-5/G2	43-10978
					10	SAL-12S-RK8-10/G2	43-10979
12	A	30	1,5	0,14	2	SAL-12S-RK12-2/G2	43-11284
					3	SAL-12S-RK12-3/G2	43-11285
					5	SAL-12S-RK12-5/G2	43-11286
					10	SAL-12S-RK12-10/G2	43-11287



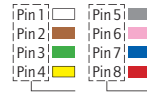

M12x1 CONNECTORS OVERMOULDED 360° shielding

Female connector angled

PVC, UL, grey, LiYCY

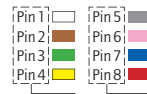

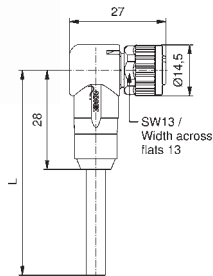


Contact assignment



Number of poles	Coding	Rated voltage [V]	Current rating [A]	Cable length = L [m]	Wire cross section [mm ²]	Description	Part No.
4	A	160	4	2	0,34	SAL-12S-RKW4-2/G3	43-12415
						SAL-12S-RKW4-3/G3	43-12416
						SAL-12S-RKW4-5/G3	43-12417
						SAL-12S-RKW4-10/G3	43-12418
5	A	60	4	2	0,25	SAL-12S-RKW5.1-2/G3	43-12423
						SAL-12S-RKW5.1-3/G3	43-12424
						SAL-12S-RKW5.1-5/G3	43-12425
						SAL-12S-RKW5.1-10/G3	43-12426
8	A	30	2	2	0,25	SAL-12S-RKW8-2/G3	43-12431
						SAL-12S-RKW8-3/G3	43-12432
						SAL-12S-RKW8-5/G3	43-12433
						SAL-12S-RKW8-10/G3	43-12434

TPU, UL, halogenfree, black, Li9YC11Y


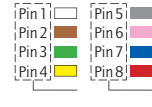
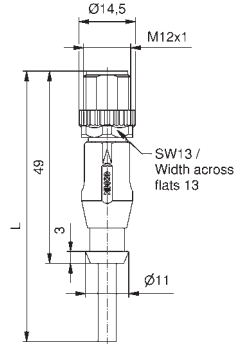


4	A	160	4	2	0,34	SAL-12S-RKW4-2/G2	43-12419
						SAL-12S-RKW4-3/G2	43-12420
						SAL-12S-RKW4-5/G2	43-12421
						SAL-12S-RKW4-10/G2	43-12422
5	A	60	4	2	0,25	SAL-12S-RKW5.1-2/G2	43-12427
						SAL-12S-RKW5.1-3/G2	43-12428
						SAL-12S-RKW5.1-5/G2	43-12429
						SAL-12S-RKW5.1-10/G2	43-12430
8	A	30	2	2	0,25	SAL-12S-RKW8-2/G2	43-12435
						SAL-12S-RKW8-3/G2	43-12436
						SAL-12S-RKW8-5/G2	43-12437
						SAL-12S-RKW8-10/G2	43-12438

M12x1 CONNECTORS OVERMOULDED 360° shielding

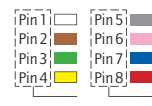

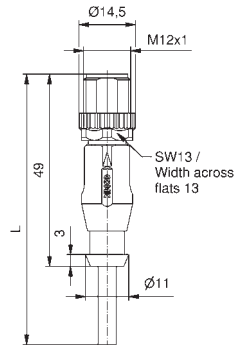
Male connector axial

PVC, UL, grey, LiYCY



Contact assignment	Number of poles	Coding	Rated voltage [V]	Current rating [A]	Cable length = L [m]	Wire cross section [mm ²]	Description	Part No.
4	A	160	4	0,34	2		SAL-12S-RS4-2 / G3	43-10352
					3		SAL-12S-RS4-3 / G3	43-10353
					5		SAL-12S-RS4-5 / G3	43-10354
					10		SAL-12S-RS4-10 / G3	43-10355
5	A	60	4	0,25	2		SAL-12S-RS5.1-2 / G3	43-10360
					3		SAL-12S-RS5.1-3 / G3	43-10361
					5		SAL-12S-RS5.1-5 / G3	43-10362
					10		SAL-12S-RS5.1-10 / G3	43-10363
8	A	30	2	0,25	2		SAL-12S-RS8-2 / G3	43-10980
					3		SAL-12S-RS8-3 / G3	43-10981
					5		SAL-12S-RS8-5 / G3	43-10982
					10		SAL-12S-RS8-10 / G3	43-10983
12	A	30	1,5	0,14	2		SAL-12S-RS12-2 / G3	43-11288
					3		SAL-12S-RS12-3 / G3	43-11289
					5		SAL-12S-RS12-5 / G3	43-11290
					10		SAL-12S-RS12-10 / G3	43-11291

TPU, UL, halogenfree, black, Li9YC11Y



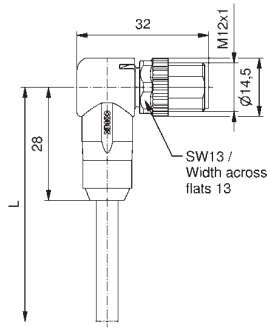
4	A	160	4	0,34	2		SAL-12S-RS4-2 / G2	43-10356
					3		SAL-12S-RS4-3 / G2	43-10357
					5		SAL-12S-RS4-5 / G2	43-10358
					10		SAL-12S-RS4-10 / G2	43-10359
5	A	60	4	0,25	2		SAL-12S-RS5.1-2 / G2	43-10364
					3		SAL-12S-RS5.1-3 / G2	43-10365
					5		SAL-12S-RS5.1-5 / G2	43-10366
					10		SAL-12S-RS5.1-10 / G2	43-10367
8	A	30	2	0,25	2		SAL-12S-RS8-2 / G2	43-10984
					3		SAL-12S-RS8-3 / G2	43-10985
					5		SAL-12S-RS8-5 / G2	43-10986
					10		SAL-12S-RS8-10 / G2	43-10987
12	A	30	1,5	0,14	2		SAL-12S-RS12-2 / G2	43-11292
					3		SAL-12S-RS12-3 / G2	43-11293
					5		SAL-12S-RS12-5 / G2	43-11294
					10		SAL-12S-RS12-10 / G2	43-11295

M12x1 CONNECTORS OVERMOULDED 360° shielding

Male connector angled

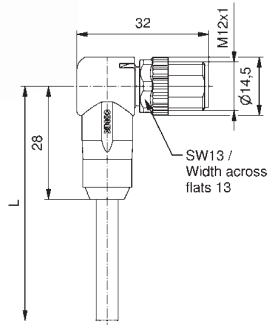
PVC, UL, grey, LiYCY

Contact assignment



Number of poles	Coding	Rated voltage [V]	Current rating [A]	Cable length = L [m]	Wire cross section [mm ²]	Description	Part No.
4	A	160	4	0,34	2	SAL-12S-RSW4-2/G3/A1090	43-14852
					3	SAL-12S-RSW4-3/G3/A1090	43-14853
					5	SAL-12S-RSW4-5/G3/A1090	43-14854
					10	SAL-12S-RSW4-10/G3/A1090	43-14855
5	A	60	4	0,25	2	SAL-12S-RSW5.1-2/G3/A1090	43-14860
					3	SAL-12S-RSW5.1-3/G3/A1090	43-14861
					5	SAL-12S-RSW5.1-5/G3/A1090	43-14862
					10	SAL-12S-RSW5.1-10/G3/A1090	43-14863
8	A	30	2	0,25	2	SAL-12S-RSW8-2/G3/A1090	43-14868
					3	SAL-12S-RSW8-3/G3/A1090	43-14869
					5	SAL-12S-RSW8-5/G3/A1090	43-14870
					10	SAL-12S-RSW8-10/G3/A1090	43-14871

TPU, UL, halogenfree, black, Li9YC11Y



4	A	160	4	0,34	2	SAL-12S-RSW4-2/G2/A1090	43-14856
					3	SAL-12S-RSW4-3/G2/A1090	43-14857
					5	SAL-12S-RSW4-5/G2/A1090	43-14858
					10	SAL-12S-RSW4-10/G2/A1090	43-14859
5	A	60	4	0,25	2	SAL-12S-RSW5.1-2/G2/A1090	43-14864
					3	SAL-12S-RSW5.1-3/G2/A1090	43-14865
					5	SAL-12S-RSW5.1-5/G2/A1090	43-14866
					10	SAL-12S-RSW5.1-10/G2/A1090	43-14867
8	A	30	2	0,25	2	SAL-12S-RSW8-2/G2/A1090	43-14872
					3	SAL-12S-RSW8-3/G2/A1090	43-14873
					5	SAL-12S-RSW8-5/G2/A1090	43-14874
					10	SAL-12S-RSW8-10/G2/A1090	43-14875

M12x1 CONNECTORS OVERMOULDED

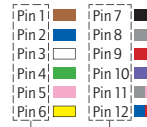
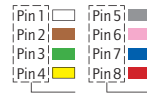
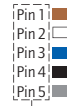
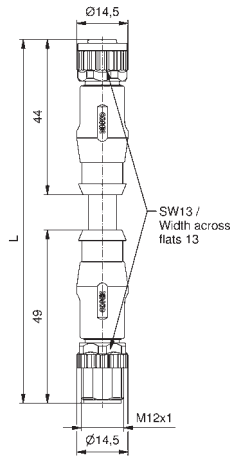

Connecting cable with 360° shielding

Female connector axial
Male connector axial

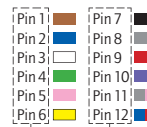
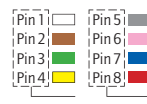
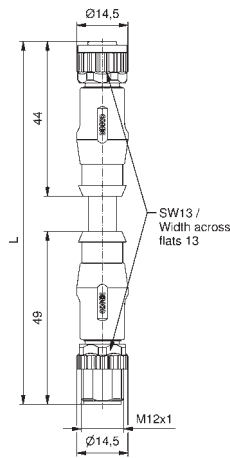
PVC, UL, grey, LiYCY

Contact assignment

Number of poles	Coding	Rated voltage [V]	Current rating [A]	Cable length = L [m]	Wire cross section [mm ²]	Description	Part No.
4	A	160	4	0,34	0,3	SAL-12S-RK4-RS4-0,3/G3	43-10812
					0,6	SAL-12S-RK4-RS4-0,6/G3	43-10813
					1,5	SAL-12S-RK4-RS4-1,5/G3	43-10814
					3	SAL-12S-RK4-RS4-3/G3	43-10815
5	A	60	4	0,25	0,3	SAL-12S-RK5.1-RS5.1-0,3/G3	43-10824
					0,6	SAL-12S-RK5.1-RS5.1-0,6/G3	43-10825
					1,5	SAL-12S-RK5.1-RS5.1-1,5/G3	43-10826
					3	SAL-12S-RK5.1-RS5.1-3/G3	43-10827
8	A	30	2	0,25	0,3	SAL-12S-RK8-RS8-0,3/G3	43-10988
					0,6	SAL-12S-RK8-RS8-0,6/G3	43-10989
					1,5	SAL-12S-RK8-RS8-1,5/G3	43-10990
					3	SAL-12S-RK8-RS8-3/G3	43-10991
12	A	30	1,5	0,14	0,3	SAL-12S-RK12-RS12-0,3/G3	43-15284
					0,6	SAL-12S-RK12-RS12-0,6/G3	43-15285
					1,5	SAL-12S-RK12-RS12-1,5/G3	43-15286
					3	SAL-12S-RK12-RS12-3/G3	43-15287



TPU, UL, halogenfree, black, Li9YC11Y



4	A	160	4	0,34	0,3	SAL-12S-RK4-RS4-0,3/G2	43-10820
					0,6	SAL-12S-RK4-RS4-0,6/G2	43-10821
					1,5	SAL-12S-RK4-RS4-1,5/G2	43-10822
					3	SAL-12S-RK4-RS4-3/G2	43-10823
5	A	60	4	0,25	0,3	SAL-12S-RK5.1-RS5.1-0,3/G2	43-10832
					0,6	SAL-12S-RK5.1-RS5.1-0,6/G2	43-10833
					1,5	SAL-12S-RK5.1-RS5.1-1,5/G2	43-10834
					3	SAL-12S-RK5.1-RS5.1-3/G2	43-10835
8	A	30	2	0,25	0,3	SAL-12S-RK8-RS8-0,3/G2	43-10992
					0,6	SAL-12S-RK8-RS8-0,6/G2	43-10993
					1,5	SAL-12S-RK8-RS8-1,5/G2	43-10994
					3	SAL-12S-RK8-RS8-3/G2	43-10995
12	A	30	1,5	0,14	0,3	SAL-12S-RK12-RS12-0,3/G2	43-15288
					0,6	SAL-12S-RK12-RS12-0,6/G2	43-15289
					1,5	SAL-12S-RK12-RS12-1,5/G2	43-15290
					3	SAL-12S-RK12-RS12-3/G2	43-15031

M12x1 CONNECTORS OVERMOULDED C-coding

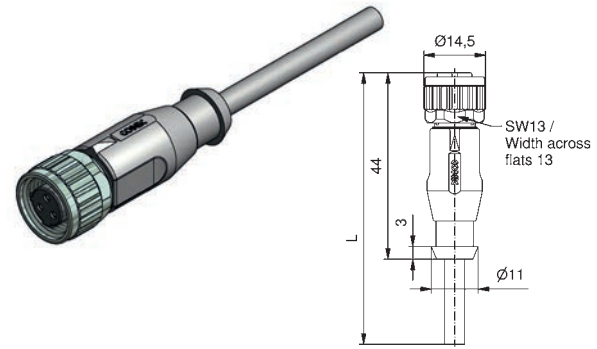
Female connector axial

PVC, grey, LiYY

Contact assignment

Number of poles	Coding	Rated voltage [V]	Current rating [A]	Cable length = L [m]	Wire cross section [mm ²]
2+PE	C	250	4	0,34	2
					3
					5
					10
3+PE	C	250	4	0,34	2
					3
					5
					10

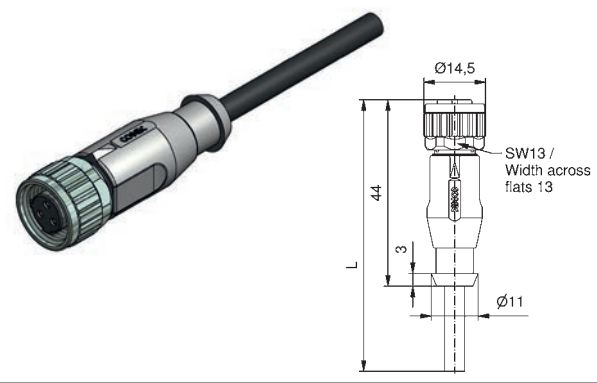
Description	Part No.
SAL-12C-RK2PE-2 / A1	43-15297
SAL-12C-RK2PE-3 / A1	43-15298
SAL-12C-RK2PE-5 / A1	43-15299
SAL-12C-RK2PE-10 / A1	43-15300
SAL-12C-RK3PE-2 / A1	43-15305
SAL-12C-RK3PE-3 / A1	43-15306
SAL-12C-RK3PE-5 / A1	43-15307
SAL-12C-RK3PE-10 / A1	43-15308



Pin 1
Pin 2
Pin 3

Pin 1
Pin 2
Pin 3
PE

TPU, UL, halogenfree, black, Li9Y11Y

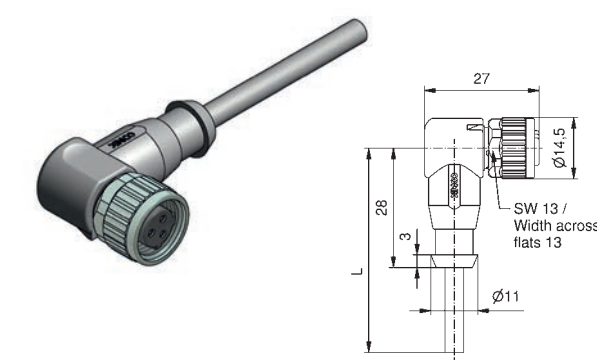


Pin 1
Pin 2
Pin 3

Pin 1
Pin 2
Pin 3
PE

Female connector angled

PVC, grey, LiYY



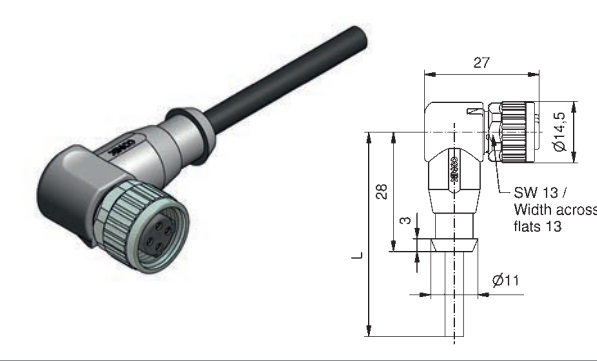
Pin 1
Pin 2
Pin 3

Pin 1
Pin 2
Pin 3
PE

2+PE	C	250	4	0,34	2
					3
					5
					10
3+PE	C	250	4	0,34	2
					3
					5
					10

SAL-12C-RKW2PE-2 / A1	43-15313
SAL-12C-RKW2PE-3 / A1	43-15314
SAL-12C-RKW2PE-5 / A1	43-15315
SAL-12C-RKW2PE-10 / A1	43-15316
SAL-12C-RKW3PE-2 / A1	43-15321
SAL-12C-RKW3PE-3 / A1	43-15322
SAL-12C-RKW3PE-5 / A1	43-15323
SAL-12C-RKW3PE-10 / A1	43-15324

TPU, UL, halogenfree, black, Li9Y11Y



Pin 1
Pin 2
Pin 3

Pin 1
Pin 2
Pin 3
PE

2+PE	C	250	4	0,34	2
					3
					5
					10
3+PE	C	250	4	0,34	2
					3
					5
					10

SAL-12C-RKW2PE-2 / K1	43-15317
SAL-12C-RKW2PE-3 / K1	43-15318
SAL-12C-RKW2PE-5 / K1	43-15319
SAL-12C-RKW2PE-10 / K1	43-15320
SAL-12C-RKW3PE-2 / K1	43-15325
SAL-12C-RKW3PE-3 / K1	43-15326
SAL-12C-RKW3PE-5 / K1	43-15327
SAL-12C-RKW3PE-10 / K1	43-15328

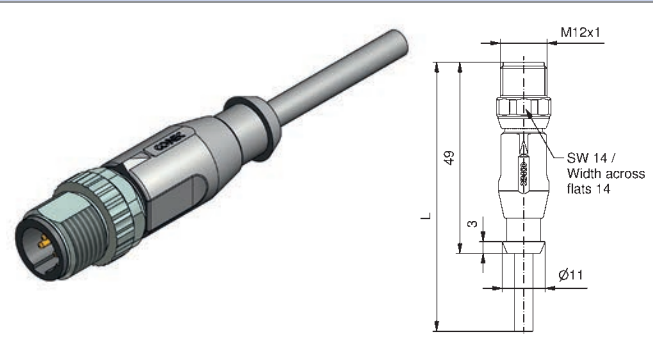
M12x1 CONNECTORS OVERMOULDED C-coding

Male connector axial

PVC, grey, LiYY

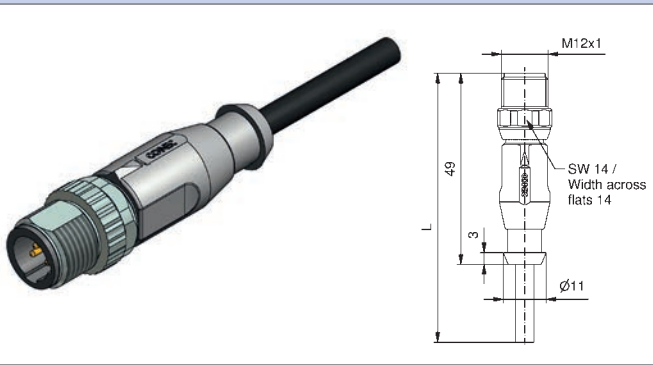
Contact assignment

Number of poles	Coding	Rated voltage [V]	Current rating [A]	Cable length = L [m]	Wire cross section [mm ²]	Description	Part No.
2+PE	C	250	4	0,34	2	SAL-12C-RS2PE-2 / A1	43-15261
					3	SAL-12C-RS2PE-3 / A1	43-15262
					5	SAL-12C-RS2PE-5 / A1	43-15263
					10	SAL-12C-RS2PE-10 / A1	43-15264



TPU, UL, halogenfree, black, Li9Y11Y

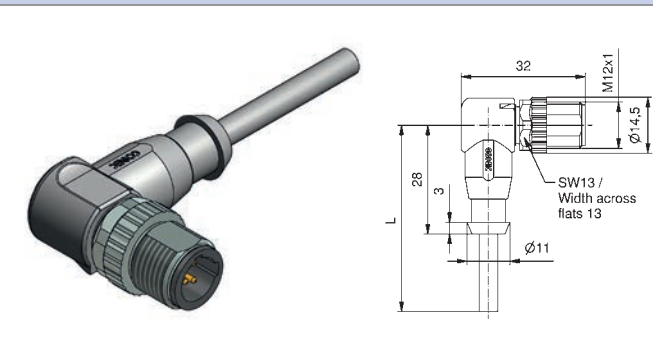
2+PE	C	250	4	0,34	2	SAL-12C-RS2PE-2 / K1	43-15265
					3	SAL-12C-RS2PE-3 / K1	43-15266
					5	SAL-12C-RS2PE-5 / K1	43-15267
					10	SAL-12C-RS2PE-10 / K1	43-15268



Male connector angled

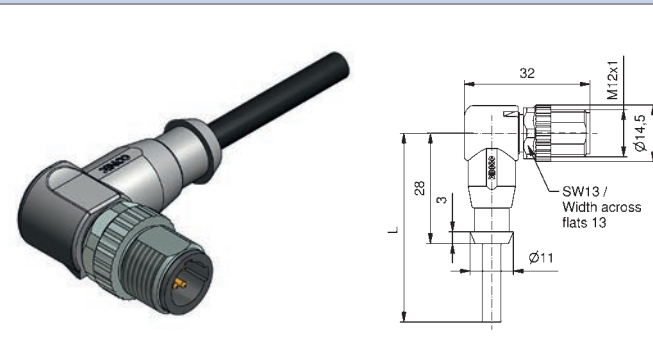
PVC, grey, LiYY

2+PE	C	250	4	0,34	2	SAL-12C-RWS2PE-2 / A1 / A1090	43-15269
					3	SAL-12C-RWS2PE-3 / A1 / A1090	43-15270
					5	SAL-12C-RWS2PE-5 / A1 / A1090	43-15271
					10	SAL-12C-RWS2PE-10 / A1 / A1090	43-15272



TPU, UL, halogenfree, black, Li9Y11Y

2+PE	C	250	4	0,34	2	SAL-12C-RWS2PE-2 / K1 / A1090	43-15273
					3	SAL-12C-RWS2PE-3 / K1 / A1090	43-15274
					5	SAL-12C-RWS2PE-5 / K1 / A1090	43-15275
					10	SAL-12C-RWS2PE-10 / K1 / A1090	43-15276



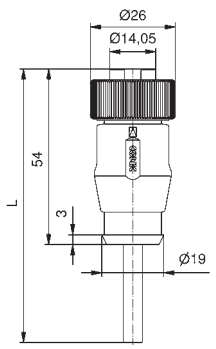
7/8" CONNECTORS OVERMOULDED
Wire cross section 0.75 mm²

Female connector axial

PVC, UL, grey, LiYY

Contact assignment

Number of poles	Coding	Rated voltage [V]	Current rating [A]	Cable length = L [m]	Wire cross section [mm ²]	Description	Part No.
2+PE	A	300	8	0,75	2	SAL-7/8-RK2PE-2/A6	41-01000
					3	SAL-7/8-RK2PE-3/A6	41-01001
					5	SAL-7/8-RK2PE-5/A6	41-01002
					10	SAL-7/8-RK2PE-10/A6	41-01003
4	A	300	8	0,75	2	SAL-7/8-RK4-2/A3	41-01032
					3	SAL-7/8-RK4-3/A3	41-01033
					5	SAL-7/8-RK4-5/A3	41-01034
					10	SAL-7/8-RK4-10/A3	41-01035
4+PE	A	300	8	0,75	2	SAL-7/8-RK4PE-2/A3	41-01064
					3	SAL-7/8-RK4PE-3/A3	41-01065
					5	SAL-7/8-RK4PE-5/A3	41-01066
					10	SAL-7/8-RK4PE-10/A3	41-01067

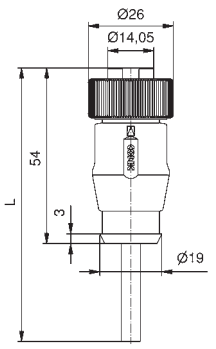


PE
Pin 2
Pin 3

Pin 1
Pin 2
Pin 3
Pin 4

Pin 1
Pin 2
Pin 3
Pin 4
Pin 5

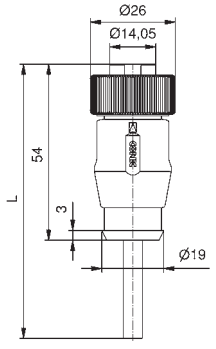
TPU, UL, halogenfree, highflexible, black, Li9Y11Y



PE
Pin 2
Pin 3

2+PE	A	300	8	0,75	2	SAL-7/8-RK2PE-2/K0	41-01004
					3	SAL-7/8-RK2PE-3/K0	41-01005
					5	SAL-7/8-RK2PE-5/K0	41-01006
					10	SAL-7/8-RK2PE-10/K0	41-01007

TPU, UL, halogenfree, black, Li9Y11Y



Pin 1
Pin 2
Pin 3
Pin 4

Pin 1
Pin 2
PE
Pin 4
Pin 5

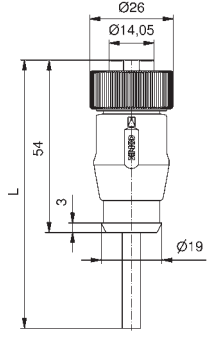
4	A	300	8	0,75	2	SAL-7/8-RK4-2/K1	41-01036
					3	SAL-7/8-RK4-3/K1	41-01037
					5	SAL-7/8-RK4-5/K1	41-01038
					10	SAL-7/8-RK4-10/K1	41-01039
4+PE	A	300	8	0,75	2	SAL-7/8-RK4PE-2/K1	41-01068
					3	SAL-7/8-RK4PE-3/K1	41-01069
					5	SAL-7/8-RK4PE-5/K1	41-01070
					10	SAL-7/8-RK4PE-10/K1	41-01071

7/8" CONNECTORS OVERMOULDED
Wire cross section 1.5 mm²

Female connector axial

PVC, UL, grey, LiYY

Contact assignment



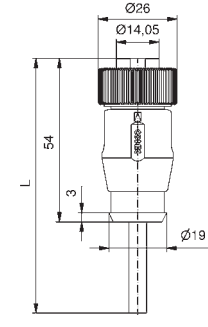
- Pin 1 ■
- Pin 2 ■
- Pin 3 ■

- Pin 1 ■
- Pin 2 ■
- Pin 3 ■
- Pin 4 ■

- Pin 1 ■
- Pin 2 ■
- Pin 3 ■
- Pin 4 ■
- Pin 5 ■

Number of poles	Coding	Rated voltage [V]	Current rating [A]	Cable length = L [m]	Wire cross section [mm ²]	Description	Part No.
2+PE	A	300	10	2	1,5	SAL-7/8-RK2PE-2/A6/150	41-01097
						SAL-7/8-RK2PE-3/A6/150	41-01098
						SAL-7/8-RK2PE-5/A6/150	41-01099
						SAL-7/8-RK2PE-10/A6/150	41-01100
4	A	300	10	2	1,5	SAL-7/8-RK4-2/A3/150	41-01129
						SAL-7/8-RK4-3/A3/150	41-01130
						SAL-7/8-RK4-5/A3/150	41-01131
						SAL-7/8-RK4-10/A3/150	41-01132
4+PE	A	300	10	2	1,5	SAL-7/8-RK4PE-2/A3/150	41-01161
						SAL-7/8-RK4PE-3/A3/150	41-01162
						SAL-7/8-RK4PE-5/A3/150	41-01163
						SAL-7/8-RK4PE-10/A3/150	41-01164

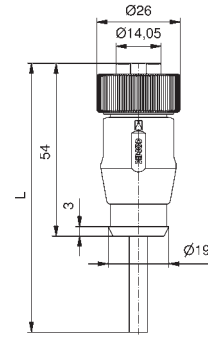
TPU, UL, halogenfree, highflexible, black, Li9Y11Y



- Pin 1 ■
- Pin 2 ■
- Pin 3 ■

2+PE	A	300	10	2	1,5	SAL-7/8-RK2PE-2/K0/150	41-01101
						SAL-7/8-RK2PE-3/K0/150	41-01102
						SAL-7/8-RK2PE-5/K0/150	41-01103
						SAL-7/8-RK2PE-10/K0/150	41-01104

TPU, UL, halogenfree, black, Li9Y11Y



- Pin 1 ■
- Pin 2 ■
- Pin 3 ■
- Pin 4 ■

- Pin 1 ■
- Pin 2 ■
- Pin 3 ■
- Pin 4 ■
- Pin 5 ■

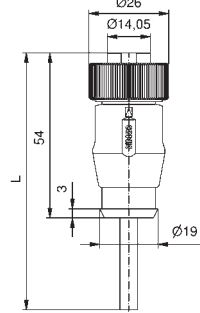
4	A	300	10	2	1,5	SAL-7/8-RK4-2/K1/150	41-01133
						SAL-7/8-RK4-3/K1/150	41-01134
						SAL-7/8-RK4-5/K1/150	41-01135
						SAL-7/8-RK4-10/K1/150	41-01136
4+PE	A	300	10	2	1,5	SAL-7/8-RK4PE-2/K1/150	41-01165
						SAL-7/8-RK4PE-3/K1/150	41-01166
						SAL-7/8-RK4PE-5/K1/150	41-01167
						SAL-7/8-RK4PE-10/K1/150	41-01168

7/8" CONNECTORS OVERMOULDED
Wire cross section 2.5 mm²



Female connector axial

PVC, UL, grey, LiYY

Contact assignment

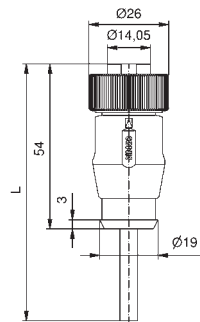


PE 
Pin 2 
Pin 3 


Pin 1 
Pin 2 
PE 
Pin 4 
Pin 5 

Number of poles	Coding	Rated voltage [V]	Current rating [A]	Cable length = L [m]	Wire cross section [mm ²]	Description	Part No.
2+PE	A	300	16	2	2,5	SAL-7/8-RK2PE-2/A6/250	41-01628
						SAL-7/8-RK2PE-3/A6/250	41-01629
						SAL-7/8-RK2PE-5/A6/250	41-01630
						SAL-7/8-RK2PE-10/A6/250	41-01631
4+PE	A	300	16	2	2,5	SAL-7/8-RK4PE-2/A6/250	41-01660
						SAL-7/8-RK4PE-3/A6/250	41-01661
						SAL-7/8-RK4PE-5/A6/250	41-01662
						SAL-7/8-RK4PE-10/A6/250	41-01663

TPU, UL, halogenfree, highflexible, black, Li9Y11Y



PE 
Pin 2 
Pin 3 

Pin 1 
Pin 2 
PE 
Pin 4 
Pin 5 

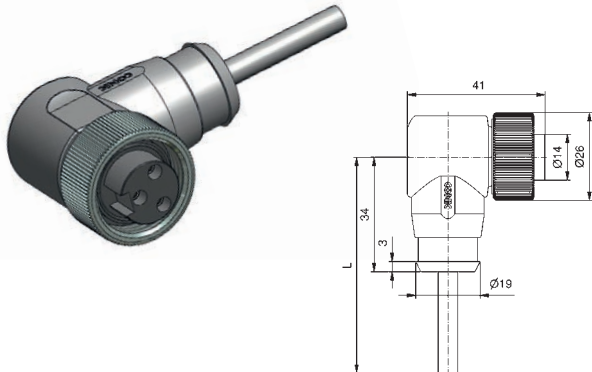
2+PE	A	300	16	2	2,5	SAL-7/8-RK2PE-2/KO/250	41-01632
						SAL-7/8-RK2PE-3/KO/250	41-01633
						SAL-7/8-RK2PE-5/KO/250	41-01634
						SAL-7/8-RK2PE-10/KO/250	41-01635
4+PE	A	300	16	2	2,5	SAL-7/8-RK4PE-2/KO/250	41-01664
						SAL-7/8-RK4PE-3/KO/250	41-01665
						SAL-7/8-RK4PE-5/KO/250	41-01666
						SAL-7/8-RK4PE-10/KO/250	41-01667

7/8" CONNECTORS OVERMOULDED

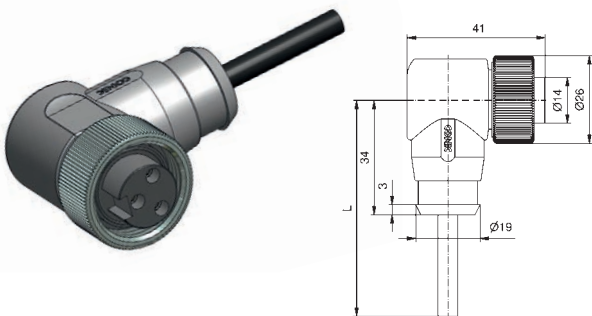
Wire cross section 0.75 mm²

Female connector angled

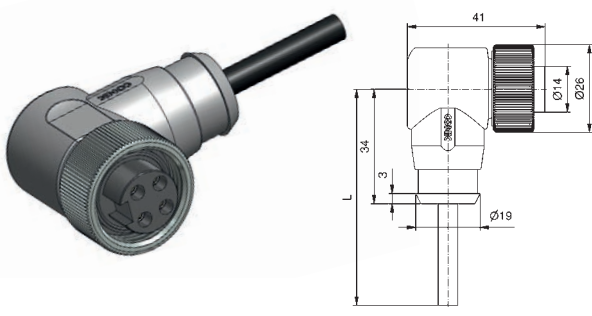
PVC, UL, grey, LiYY

Contact assignment	Number of poles	Coding	Rated voltage [V]	Current rating [A]	Cable length = L [m]	Wire cross section [mm ²]	Description	Part No.
 <p>PE ■ Pin 2 ■ Pin 3 ■</p>	2+PE	A	300	8	0,75	SAL-7/8-RKW2PE-2/A6	41-01016	
						SAL-7/8-RKW2PE-3/A6	41-01017	
						SAL-7/8-RKW2PE-5/A6	41-01018	
						SAL-7/8-RKW2PE-10/A6	41-01019	
	<p>Pin 1 ■ Pin 2 ■ Pin 3 ■ Pin 4 ■</p>	4	A	300	8	0,75	SAL-7/8-RKW4-2/A3	41-01048
							SAL-7/8-RKW4-3/A3	41-01049
							SAL-7/8-RKW4-5/A3	41-01050
							SAL-7/8-RKW4-10/A3	41-01051
	<p>Pin 1 ■ Pin 2 ■ Pin 3 ■ Pin 4 ■ Pin 5 ■</p>	4+PE	A	300	8	0,75	SAL-7/8-RKW4PE-2/A3	41-01080
							SAL-7/8-RKW4PE-3/A3	41-01081
SAL-7/8-RKW4PE-5/A3							41-01082	
SAL-7/8-RKW4PE-10/A3							41-01083	

TPU, UL, halogenfree, highflexible, black, Li9Y11Y

 <p>PE ■ Pin 2 ■ Pin 3 ■</p>	2+PE	A	300	8	0,75	SAL-7/8-RKW2PE-2/K0	41-01020
						SAL-7/8-RKW2PE-3/K0	41-01021
						SAL-7/8-RKW2PE-5/K0	41-01022
						SAL-7/8-RKW2PE-10/K0	41-01023

TPU, UL, halogenfree, black, Li9Y11Y

 <p>Pin 1 ■ Pin 2 ■ Pin 3 ■ Pin 4 ■</p>	4	A	300	8	0,75	SAL-7/8-RKW4-2/K1	41-01052
						SAL-7/8-RKW4-3/K1	41-01053
						SAL-7/8-RKW4-5/K1	41-01054
						SAL-7/8-RKW4-10/K1	41-01055
<p>Pin 1 ■ Pin 2 ■ Pin 3 ■ Pin 4 ■ Pin 5 ■</p>	4+PE	A	300	8	0,75	SAL-7/8-RKW4PE-2/K1	41-01084
						SAL-7/8-RKW4PE-3/K1	41-01085
						SAL-7/8-RKW4PE-5/K1	41-01086
						SAL-7/8-RKW4PE-10/K1	41-01087

7/8" CONNECTORS OVERMOULDED

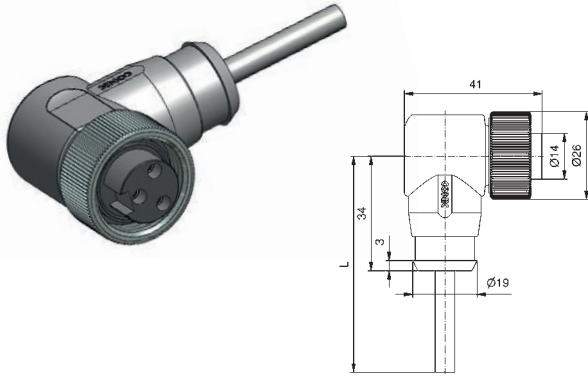
Wire cross section 1.5 mm²

Female connector angled

PVC, UL, grey, LiYY

Contact assignment

Number of poles	Coding	Rated voltage [V]	Current rating [A]	Cable length = L [m]	Wire cross section [mm ²]	Description	Part No.
2+PE	A	300	10	2	1,5	SAL-7/8-RKW2PE-2/A6/150	41-01113
						SAL-7/8-RKW2PE-3/A6/150	41-01114
						SAL-7/8-RKW2PE-5/A6/150	41-01115
						SAL-7/8-RKW2PE-10/A6/150	41-01116
4	A	300	10	2	1,5	SAL-7/8-RKW4-2/A3/150	41-01145
						SAL-7/8-RKW4-3/A3/150	41-01146
						SAL-7/8-RKW4-5/A3/150	41-01147
						SAL-7/8-RKW4-10/A3/150	41-01148
4+PE	A	300	10	2	1,5	SAL-7/8-RKW4PE-2/A3/150	41-01177
						SAL-7/8-RKW4PE-3/A3/150	41-01178
						SAL-7/8-RKW4PE-5/A3/150	41-01179
						SAL-7/8-RKW4PE-10/A3/150	41-01180

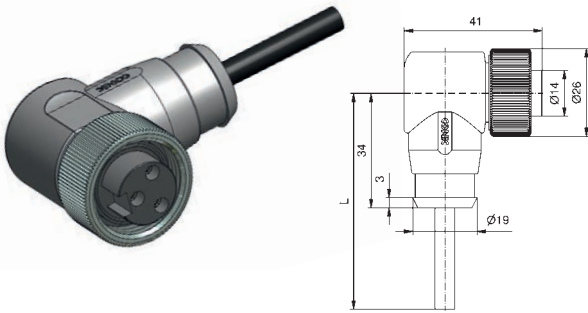


PE ■
Pin 2 ■
Pin 3 ■

Pin 1 ■
Pin 2 ■
Pin 3 ■
Pin 4 ■

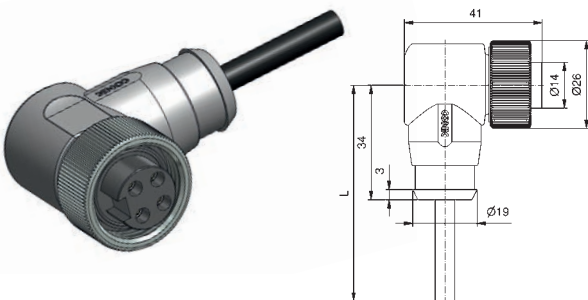
Pin 1 ■
Pin 2 ■
PE ■
Pin 4 ■
Pin 5 ■

TPU, UL, halogenfree, highflexible, black, Li9Y11Y



PE ■
Pin 2 ■
Pin 3 ■

TPU, UL, halogenfree, black, Li9Y11Y



Pin 1 ■
Pin 2 ■
Pin 3 ■
Pin 4 ■

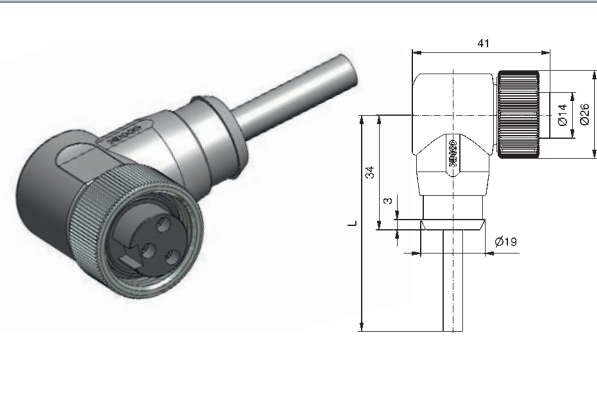
Pin 1 ■
Pin 2 ■
PE ■
Pin 4 ■
Pin 5 ■

7/8" CONNECTORS OVERMOULDED
Wire cross section 2.5 mm²


Female connector angled

PVC, UL, grey, LiYY

Contact assignment

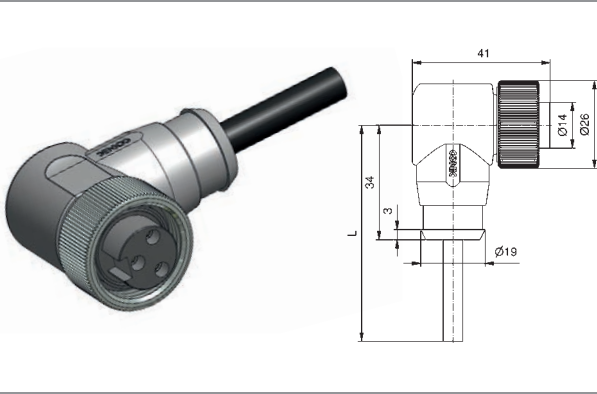


PE 
Pin 2 
Pin 3 






Pin 1 
Pin 2 
PE 
Pin 4 
Pin 5 

Number of poles	Coding	Rated voltage [V]	Current rating [A]	Cable length = L [m]	Wire cross section [mm ²]	Description	Part No.
2+PE	A	300	16	2	2,5	SAL-7/8-RKW2PE-2/A6/250	41-01644
						SAL-7/8-RKW2PE-3/A6/250	41-01645
						SAL-7/8-RKW2PE-5/A6/250	41-01646
						SAL-7/8-RKW2PE-10/A6/250	41-01647
4+PE	A	300	16	2	2,5	SAL-7/8-RKW4PE-2/A6/250	41-01676
						SAL-7/8-RKW4PE-3/A6/250	41-01677
						SAL-7/8-RKW4PE-5/A6/250	41-01678
						SAL-7/8-RKW4PE-10/A6/250	41-01679

TPU, UL, halogenfree, highflexible, black, Li9Y11Y



PE 
Pin 2 
Pin 3 

Pin 1 
Pin 2 
PE 
Pin 4 
Pin 5 

2+PE	A	300	16	2	2,5	SAL-7/8-RKW2PE-2/K0/250	41-01648
						SAL-7/8-RKW2PE-3/K0/250	41-01649
						SAL-7/8-RKW2PE-5/K0/250	41-01650
						SAL-7/8-RKW2PE-10/K0/250	41-01651
4+PE	A	300	16	2	2,5	SAL-7/8-RKW4PE-2/K0/250	41-01680
						SAL-7/8-RKW4PE-3/K0/250	41-01681
						SAL-7/8-RKW4PE-5/K0/250	41-01682
						SAL-7/8-RKW4PE-10/K0/250	41-01683

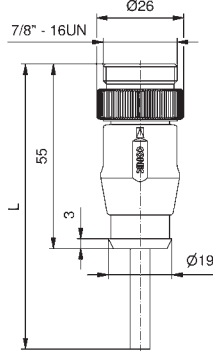
7/8" CONNECTORS OVERMOULDED
Wire cross section 0.75 mm²

Male connector axial

PVC, UL, grey, LiYY

Contact assignment

Number of poles	Coding	Rated voltage [V]	Current rating [A]	Cable length = L [m]	Wire cross section [mm ²]	Description	Part No.
2+PE	A	300	8	0,75	2	SAL-7/8-RS2PE-2/A6	41-01008
					3	SAL-7/8-RS2PE-3/A6	41-01009
					5	SAL-7/8-RS2PE-5/A6	41-01010
					10	SAL-7/8-RS2PE-10/A6	41-01011
4	A	300	8	0,75	2	SAL-7/8-RS4-2/A3	41-01040
					3	SAL-7/8-RS4-3/A3	41-01041
					5	SAL-7/8-RS4-5/A3	41-01042
					10	SAL-7/8-RS4-10/A3	41-01043
4+PE	A	300	8	0,75	2	SAL-7/8-RS4PE-2/A3	41-01072
					3	SAL-7/8-RS4PE-3/A3	41-01073
					5	SAL-7/8-RS4PE-5/A3	41-01074
					10	SAL-7/8-RS4PE-10/A3	41-01075

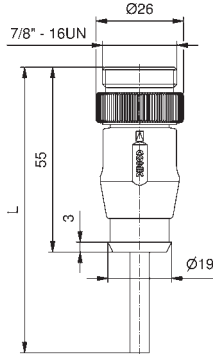


- PE ■
- Pin 2 ■
- Pin 3 ■

- Pin 1 ■
- Pin 2 ■
- Pin 3 ■
- Pin 4 ■

- Pin 1 ■
- Pin 2 ■
- PE ■
- Pin 4 ■
- Pin 5 ■

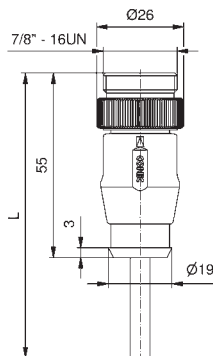
TPU, UL, halogenfree, highflexible, black, Li9Y11Y



- PE ■
- Pin 2 ■
- Pin 3 ■

2+PE	A	300	8	0,75	2	SAL-7/8-RS2PE-2/K0	41-01012
					3	SAL-7/8-RS2PE-3/K0	41-01013
					5	SAL-7/8-RS2PE-5/K0	41-01014
					10	SAL-7/8-RS2PE-10/K0	41-01015

TPU, UL, halogenfree, black, Li9Y11Y



- Pin 1 ■
- Pin 2 ■
- Pin 3 ■
- Pin 4 ■

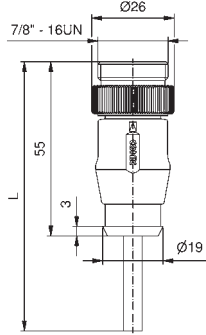
- Pin 1 ■
- Pin 2 ■
- PE ■
- Pin 4 ■
- Pin 5 ■

4	A	300	8	0,75	2	SAL-7/8-RS4-2/K1	41-01044
					3	SAL-7/8-RS4-3/K1	41-01045
					5	SAL-7/8-RS4-5/K1	41-01046
					10	SAL-7/8-RS4-10/K1	41-01047
4+PE	A	300	8	0,75	2	SAL-7/8-RS4PE-2/K1	41-01076
					3	SAL-7/8-RS4PE-3/K1	41-01077
					5	SAL-7/8-RS4PE-5/K1	41-01078
					10	SAL-7/8-RS4PE-10/K1	41-01079

7/8" CONNECTORS OVERMOULDED
Wire cross section 1.5 mm²

Male connector axial

PVC, UL, grey, LiYY



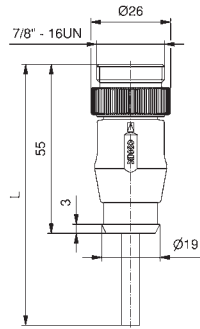
PE ■
Pin 2 ■
Pin 3 ■

Pin 1 ■
Pin 2 ■
Pin 3 ■
Pin 4 ■

Pin 1 ■
Pin 2 ■
Pin 3 ■
Pin 4 ■
Pin 5 ■

Contact assignment	Number of poles	Coding	Rated voltage [V]	Current rating [A]	Cable length = L [m]	Wire cross section [mm ²]	Description	Part No.
2+PE	A	300	10	1,5	2	SAL-7/8-RS2PE-2/A6/150	41-01105	
					3	SAL-7/8-RS2PE-3/A6/150	41-01106	
					5	SAL-7/8-RS2PE-5/A6/150	41-01107	
					10	SAL-7/8-RS2PE-10/A6/150	41-01108	
4	A	300	10	1,5	2	SAL-7/8-RS4-2/A3/150	41-01137	
					3	SAL-7/8-RS4-3/A3/150	41-01138	
					5	SAL-7/8-RS4-5/A3/150	41-01139	
					10	SAL-7/8-RS4-10/A3/150	41-01140	
4+PE	A	300	10	1,5	2	SAL-7/8-RS4PE-2/A3/150	41-01169	
					3	SAL-7/8-RS4PE-3/A3/150	41-01170	
					5	SAL-7/8-RS4PE-5/A3/150	41-01171	
					10	SAL-7/8-RS4PE-10/A3/150	41-01172	

TPU, UL, halogenfree, highflexible, black, Li9Y11Y



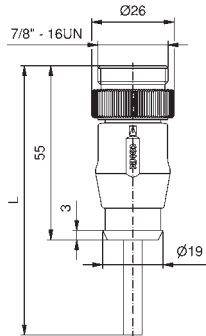
PE ■
Pin 2 ■
Pin 3 ■

Pin 1 ■
Pin 2 ■
Pin 3 ■
Pin 4 ■

Pin 1 ■
Pin 2 ■
PE ■
Pin 4 ■
Pin 5 ■

2+PE	A	300	10	1,5	2	SAL-7/8-RS2PE-2/K0/150	41-01109
					3	SAL-7/8-RS2PE-3/K0/150	41-01110
					5	SAL-7/8-RS2PE-5/K0/150	41-01111
					10	SAL-7/8-RS2PE-10/K0/150	41-01112

TPU, UL, halogenfree, black, Li9Y11Y



Pin 1 ■
Pin 2 ■
Pin 3 ■
Pin 4 ■

Pin 1 ■
Pin 2 ■
PE ■
Pin 4 ■
Pin 5 ■

4	A	300	10	1,5	2	SAL-7/8-RS4-2/K1/150	41-01141
					3	SAL-7/8-RS4-3/K1/150	41-01142
					5	SAL-7/8-RS4-5/K1/150	41-01143
					10	SAL-7/8-RS4-10/K1/150	41-01144
4+PE	A	300	10	1,5	2	SAL-7/8-RS4PE-2/K1/150	41-01173
					3	SAL-7/8-RS4PE-3/K1/150	41-01174
					5	SAL-7/8-RS4PE-5/K1/150	41-01175
					10	SAL-7/8-RS4PE-10/K1/150	41-01176


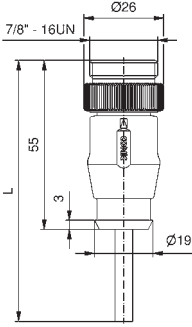




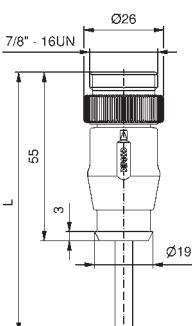





7/8" CONNECTORS OVERMOULDED

Wire cross section 2.5 mm²


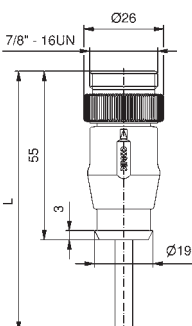










Male connector axial

PVC, UL, grey, LiYY

Contact assignment

	Number of poles	Coding	Rated voltage [V]	Current rating [A]	Cable length = L [m]	Wire cross section [mm ²]	Description	Part No.
  <p>PE </p> <p>Pin 2 </p> <p>Pin 3 </p>	2+PE	A	300	16	2	2,5	SAL-7/8-RS2PE-2/A6/250	41-01636
							SAL-7/8-RS2PE-3/A6/250	41-01637
							SAL-7/8-RS2PE-5/A6/250	41-01638
							SAL-7/8-RS2PE-10/A6/250	41-01639
  <p>Pin 1 </p> <p>Pin 2 </p> <p>PE </p> <p>Pin 4 </p> <p>Pin 5 </p>	4+PE	A	300	16	2	2,5	SAL-7/8-RS4PE-2/A6/250	41-01668
							SAL-7/8-RS4PE-3/A6/250	41-01669
							SAL-7/8-RS4PE-5/A6/250	41-01670
							SAL-7/8-RS4PE-10/A6/250	41-01671

TPU, UL, halogenfree, highflexible, black, Li9Y11Y

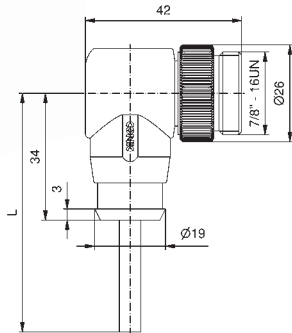
  <p>PE </p> <p>Pin 2 </p> <p>Pin 3 </p>	2+PE	A	300	16	2	2,5	SAL-7/8-RS2PE-2/K0/250	41-01640
							SAL-7/8-RS2PE-3/K0/250	41-01641
							SAL-7/8-RS2PE-5/K0/250	41-01642
							SAL-7/8-RS2PE-10/K0/250	41-01643
  <p>Pin 1 </p> <p>Pin 2 </p> <p>PE </p> <p>Pin 4 </p> <p>Pin 5 </p>	4+PE	A	300	16	2	2,5	SAL-7/8-RS4PE-2/K0/250	41-01672
							SAL-7/8-RS4PE-3/K0/250	41-01673
							SAL-7/8-RS4PE-5/K0/250	41-01674
							SAL-7/8-RS4PE-10/K0/250	41-01675

7/8" CONNECTORS OVERMOULDED

Wire cross section 0.75 mm²

Male connector angled

PVC, UL, grey, LiYY



Contact assignment

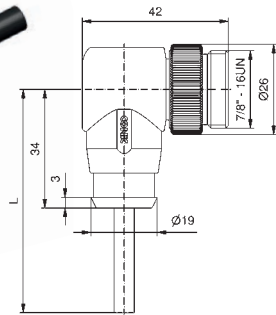
PE ■
Pin 2 ■
Pin 3 ■

Pin 1 ■
Pin 2 ■
Pin 3 ■
Pin 4 ■

Pin 1 ■
Pin 2 ■
Pin 3 ■
Pin 4 ■
Pin 5 ■

Number of poles	Coding	Rated voltage [V]	Current rating [A]	Cable length = L [m]	Wire cross section [mm ²]	Description	Part No.
2+PE	A	300	8	0,75	2	SAL-7/8-RSW2PE-2/A6	41-01024
					3	SAL-7/8-RSW2PE-3/A6	41-01025
					5	SAL-7/8-RSW2PE-5/A6	41-01026
					10	SAL-7/8-RSW2PE-10/A6	41-01027
4	A	300	8	0,75	2	SAL-7/8-RSW4-2/A3	41-01056
					3	SAL-7/8-RSW4-3/A3	41-01057
					5	SAL-7/8-RSW4-5/A3	41-01058
					10	SAL-7/8-RSW4-10/A3	41-01059
4+PE	A	300	8	0,75	2	SAL-7/8-RSW4PE-2/A3	41-01088
					3	SAL-7/8-RSW4PE-3/A3	41-01089
					5	SAL-7/8-RSW4PE-5/A3	41-01090
					10	SAL-7/8-RSW4PE-10/A3	41-01091

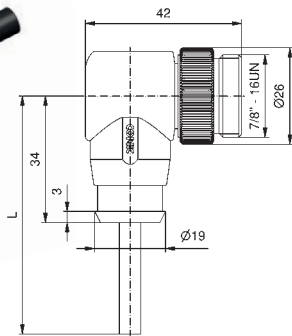
TPU, UL, halogenfree, highflexible, black, Li9Y11Y



PE ■
Pin 2 ■
Pin 3 ■

2+PE	A	300	8	0,75	2	SAL-7/8-RSW2PE-2/K0	41-01028
					3	SAL-7/8-RSW2PE-3/K0	41-01029
					5	SAL-7/8-RSW2PE-5/K0	41-01030
					10	SAL-7/8-RSW2PE-10/K0	41-01031

TPU, UL, halogenfree, black, Li9Y11Y



Pin 1 ■
Pin 2 ■
Pin 3 ■
Pin 4 ■

Pin 1 ■
Pin 2 ■
Pin 3 ■
Pin 4 ■
Pin 5 ■

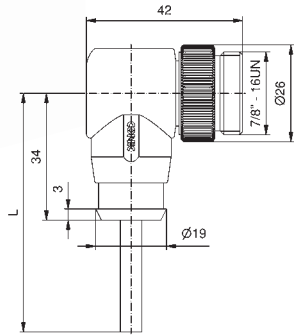
4	A	300	8	0,75	2	SAL-7/8-RSW4-2/K1	41-01060
					3	SAL-7/8-RSW4-3/K1	41-01061
					5	SAL-7/8-RSW4-5/K1	41-01062
					10	SAL-7/8-RSW4-10/K1	41-01063
4+PE	A	300	8	0,75	2	SAL-7/8-RSW4PE-2/K1	41-01092
					3	SAL-7/8-RSW4PE-3/K1	41-01093
					5	SAL-7/8-RSW4PE-5/K1	41-01094
					10	SAL-7/8-RSW4PE-10/K1	41-01095

7/8" CONNECTORS OVERMOULDED

Wire cross section 1.5 mm²

Male connector angled

PVC, UL, grey, LiYY



Contact assignment

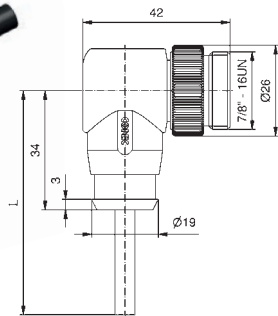
PE
 Pin 2
 Pin 3

Pin 1
 Pin 2
 Pin 3
 Pin 4

Pin 1
 Pin 2
 PE
 Pin 4
 Pin 5

Number of poles	Coding	Rated voltage [V]	Current rating [A]	Cable length = L [m]	Wire cross section [mm ²]	Description	Part No.
2+PE	A	300	10	2	1,5	SAL-7/8-RSW2PE-2/A6/150	41-01121
						SAL-7/8-RSW2PE-3/A6/150	41-01122
						SAL-7/8-RSW2PE-5/A6/150	41-01123
						SAL-7/8-RSW2PE-10/A6/150	41-01124
4	A	300	10	2	1,5	SAL-7/8-RSW4-2/A3/150	41-01153
						SAL-7/8-RSW4-3/A3/150	41-01154
						SAL-7/8-RSW4-5/A3/150	41-01155
						SAL-7/8-RSW4-10/A3/150	41-01156
4+PE	A	300	10	2	1,5	SAL-7/8-RSW4PE-2/A3/150	41-01185
						SAL-7/8-RSW4PE-3/A3/150	41-01186
						SAL-7/8-RSW4PE-5/A3/150	41-01187
						SAL-7/8-RSW4PE-10/A3/150	41-01188

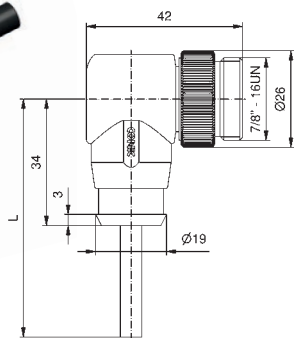
TPU, UL, halogenfree, highflexible, black, Li9Y11Y



PE
 Pin 2
 Pin 3

2+PE	A	300	10	2	1,5	SAL-7/8-RSW2PE-2/K0/150	41-01125
						SAL-7/8-RSW2PE-3/K0/150	41-01126
						SAL-7/8-RSW2PE-5/K0/150	41-01127
						SAL-7/8-RSW2PE-10/K0/150	41-01128

TPU, UL, halogenfree, black, Li9Y11Y



Pin 1
 Pin 2
 Pin 3
 Pin 4

Pin 1
 Pin 2
 PE
 Pin 4
 Pin 5

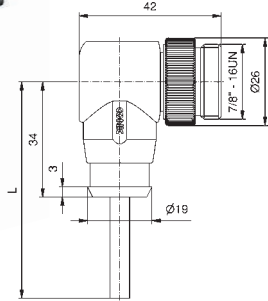
4	A	300	10	2	1,5	SAL-7/8-RSW4-2/K1/150	41-01157
						SAL-7/8-RSW4-3/K1/150	41-01158
						SAL-7/8-RSW4-5/K1/150	41-01159
						SAL-7/8-RSW4-10/K1/150	41-01160
4+PE	A	300	10	2	1,5	SAL-7/8-RSW4PE-2/K1/150	41-01189
						SAL-7/8-RSW4PE-3/K1/150	41-01190
						SAL-7/8-RSW4PE-5/K1/150	41-01191
						SAL-7/8-RSW4PE-10/K1/150	41-01192

7/8" CONNECTORS OVERMOULDED
Wire cross section 2.5 mm²






Male connector angled

PVC, UL, grey, LiYY

Contact assignment

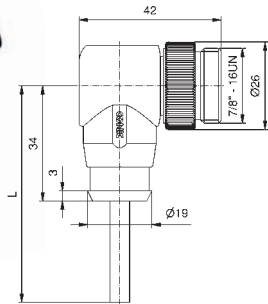


PE 
Pin 2 
Pin 3 





Pin 1 
Pin 2 
PE 
Pin 4 
Pin 5 

Number of poles	Coding	Rated voltage [V]	Current rating [A]	Cable length = L [m]	Wire cross section [mm ²]	Description	Part No.
2+PE	A	300	16	2	2,5	SAL-7/8-RSW2PE-2/A6/250	41-01652
						SAL-7/8-RSW2PE-3/A6/250	41-01653
						SAL-7/8-RSW2PE-5/A6/250	41-01654
						SAL-7/8-RSW2PE-10/A6/250	41-01655
4+PE	A	300	16	2	2,5	SAL-7/8-RSW4PE-2/A6/250	41-01684
						SAL-7/8-RSW4PE-3/A6/250	41-01685
						SAL-7/8-RSW4PE-5/A6/250	41-01686
						SAL-7/8-RSW4PE-10/A6/250	41-01687

TPU, UL, halogenfree, highflexible, black, Li9Y11Y



PE 
Pin 2 
Pin 3 


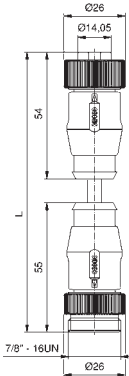




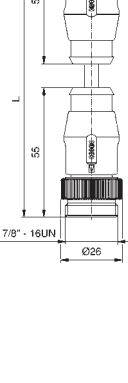





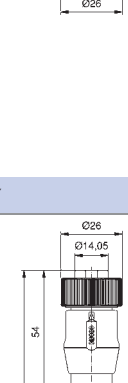




Pin 1 
Pin 2 
PE 
Pin 4 
Pin 5 

2+PE	A	300	16	2	2,5	SAL-7/8-RSW2PE-2/K0/250	41-01656
						SAL-7/8-RSW2PE-3/K0/250	41-01657
						SAL-7/8-RSW2PE-5/K0/250	41-01658
						SAL-7/8-RSW2PE-10/K0/250	41-01659
4+PE	A	300	16	2	2,5	SAL-7/8-RSW4PE-2/K0/250	41-01688
						SAL-7/8-RSW4PE-3/K0/250	41-01689
						SAL-7/8-RSW4PE-5/K0/250	41-01690
						SAL-7/8-RSW4PE-10/K0/250	41-01691


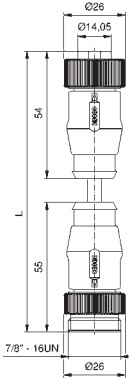



7/8" CONNECTORS OVERMOULDED
Connecting cable, wire cross section 0.75 mm²

Female connector axial
Male connector axial


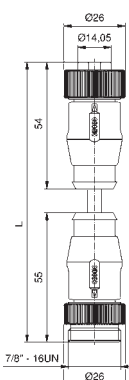











PVC, UL, grey, LiYY

Material	Contact assignment	Number of poles	Coding	Rated voltage [V]	Current rating [A]	Cable length = L [m]	Wire cross section [mm ²]	Description	Part No.
PVC, UL, grey, LiYY	  <p>PE </p> <p>Pin 2 </p> <p>Pin 3 </p>	2+PE	A	300	8	0,6	0,75	SAL-7 / 8-RK2PE-RS2PE-0,6 / A6	41-01193
								SAL-7 / 8-RK2PE-RS2PE-1 / A6	41-01194
								SAL-7 / 8-RK2PE-RS2PE-1,5 / A6	41-01195
								SAL-7 / 8-RK2PE-RS2PE-2 / A6	41-01196
	  <p>Pin 1 </p> <p>Pin 2 </p> <p>Pin 3 </p> <p>Pin 4 </p>	4	A	300	8	0,6	0,75	SAL-7 / 8-RK4-RS4-0,6 / A3	41-01209
								SAL-7 / 8-RK4-RS4-1 / A3	41-01210
								SAL-7 / 8-RK4-RS4-1,5 / A3	41-01211
								SAL-7 / 8-RK4-RS4-2 / A3	41-01212
	  <p>Pin 1 </p> <p>Pin 2 </p> <p>Pin 4 </p> <p>Pin 5 </p>	4+PE	A	300	8	0,6	0,75	SAL-7 / 8-RK4PE-RS4PE-0,6 / A3	41-01225
								SAL-7 / 8-RK4PE-RS4PE-1 / A3	41-01226
								SAL-7 / 8-RK4PE-RS4PE-1,5 / A3	41-01227
								SAL-7 / 8-RK4PE-RS4PE-2 / A3	41-01228

TPU, UL, halogenfree, highflexible, black, Li9Y11Y

  <p>PE </p> <p>Pin 2 </p> <p>Pin 3 </p>	2+PE	A	300	8	0,6	0,75	SAL-7 / 8-RK2PE-RS2PE-0,6 / K0	41-01197
							SAL-7 / 8-RK2PE-RS2PE-1 / K0	41-01198
							SAL-7 / 8-RK2PE-RS2PE-1,5 / K0	41-01199
							SAL-7 / 8-RK2PE-RS2PE-2 / K0	41-01200

TPU, UL, halogenfree, black, Li9Y11Y


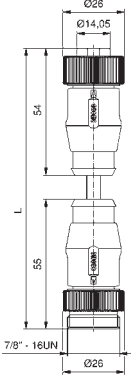












  <p>Pin 1 </p> <p>Pin 2 </p> <p>Pin 3 </p> <p>Pin 4 </p>	4	A	300	8	0,6	0,75	SAL-7 / 8-RK4-RS4-0,6 / K1	41-01213
							SAL-7 / 8-RK4-RS4-1 / K1	41-01214
							SAL-7 / 8-RK4-RS4-1,5 / K1	41-01215
							SAL-7 / 8-RK4-RS4-2 / K1	41-01216
  <p>Pin 1 </p> <p>Pin 2 </p> <p>PE </p> <p>Pin 4 </p> <p>Pin 5 </p>	4+PE	A	300	8	0,6	0,75	SAL-7 / 8-RK4PE-RS4PE-0,6 / K1	41-01229
							SAL-7 / 8-RK4PE-RS4PE-1 / K1	41-01230
							SAL-7 / 8-RK4PE-RS4PE-1,5 / K1	41-01231
							SAL-7 / 8-RK4PE-RS4PE-2 / K1	41-01232

7/8" CONNECTORS OVERMOULDED
Connecting cable, wire cross section 1.5 mm²


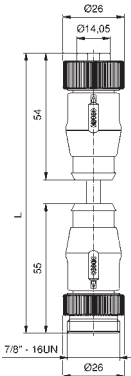



Female connector axial
Male connector axial

PVC, UL, grey, LiYY


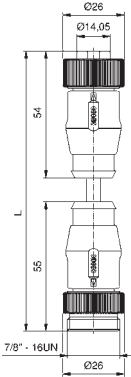









Contact assignment

		Number of poles	Coding	Rated voltage [V]	Current rating [A]	Cable length = L [m]	Wire cross section [mm ²]	Description	Part No.
 	PE  Pin 2  Pin 3 	2+PE	A	300	10	0,6	SAL-78-RK2PE-RS2PE-0,6/A6/150	41-01241	
							SAL-78-RK2PE-RS2PE-1/A6/150	41-01242	
							SAL-78-RK2PE-RS2PE-1,5/A6/150	41-01243	
							SAL-78-RK2PE-RS2PE-2/A6/150	41-01244	
	Pin 1  Pin 2  Pin 3  Pin 4 	4	A	300	10	0,6	1,5	SAL-78-RK4-RS4-0,6/A3/150	41-01257
								SAL-78-RK4-RS4-1/A3/150	41-01258
								SAL-78-RK4-RS4-1,5/A3/150	41-01259
								SAL-78-RK4-RS4-2/A3/150	41-01260
	Pin 1  Pin 2  PE  Pin 4  Pin 5 	4+PE	A	300	10	0,6	1,5	SAL-78-RK4PE-RS4PE-0,6/A3/150	41-01273
								SAL-78-RK4PE-RS4PE-1/A3/150	41-01274
								SAL-78-RK4PE-RS4PE-1,5/A3/150	41-01275
								SAL-78-RK4PE-RS4PE-2/A3/150	41-01276

TPU, UL, halogenfree, highflexible, black, LiY11Y

 	PE  Pin 2  Pin 3 	2+PE	A	300	10	0,6	SAL-78-RK2PE-RS2PE-0,6/K0/150	41-01245
							SAL-78-RK2PE-RS2PE-1/K0/150	41-01246
							SAL-78-RK2PE-RS2PE-1,5/K0/150	41-01247
							SAL-78-RK2PE-RS2PE-2/K0/150	41-01248

TPU, UL, halogenfree, black, LiY11Y

 	Pin 1  Pin 2  Pin 3  Pin 4 	4	A	300	10	0,6	SAL-78-RK4-RS4-0,6/K1/150	41-01261	
							SAL-78-RK4-RS4-1/K1/150	41-01262	
							SAL-78-RK4-RS4-1,5/K1/150	41-01263	
							SAL-78-RK4-RS4-2/K1/150	41-01264	
	Pin 1  Pin 2  PE  Pin 4  Pin 5 	4+PE	A	300	10	0,6	1,5	SAL-78-RK4PE-RS4PE-0,6/K1/150	41-01277
								SAL-78-RK4PE-RS4PE-1/K1/150	41-01278
								SAL-78-RK4PE-RS4PE-1,5/K1/150	41-01279
								SAL-78-RK4PE-RS4PE-2/K1/150	41-01280


7/8" CONNECTORS OVERMOULDED
Connecting cable, wire cross section 2.5 mm²

Female connector axial
Male connector axial

PVC, UL, grey, LiYY

Contact assignment


Number of poles	Coding	Rated voltage [V]	Current rating [A]	Cable length = L [m]	Wire cross section [mm ²]	Description	Part No.
2+PE	A	300	16	0,6	2,5	SAL-78-RK2PE-RS2PE-0,6/A6/250	41-01692
						SAL-78-RK2PE-RS2PE-1/A6/250	41-01693
						SAL-78-RK2PE-RS2PE-1,5/A6/250	41-01694
						SAL-78-RK2PE-RS2PE-2/A6/250	41-01695
4+PE	A	300	16	0,6	2,5	SAL-78-RK4PE-RS4PE-0,6/A6/250	41-01708
						SAL-78-RK4PE-RS4PE-1/A6/250	41-01709
						SAL-78-RK4PE-RS4PE-1,5/A6/250	41-01710
						SAL-78-RK4PE-RS4PE-2/A6/250	41-01711



- PE ■
Pin 2 ■
Pin 3 ■
-
- Pin 1 ■
Pin 2 ■
PE ■
Pin 4 ■
Pin 5 ■

TPU, UL, halogenfree, highflexible, black, Li9Y11Y

2+PE	A	300	16	0,6	2,5	SAL-78-RK2PE-RS2PE-0,6/K0/250	41-01696
						SAL-78-RK2PE-RS2PE-1/K0/250	41-01697
						SAL-78-RK2PE-RS2PE-1,5/K0/250	41-01698
						SAL-78-RK2PE-RS2PE-2/K0/250	41-01699
4+PE	A	300	16	0,6	2,5	SAL-78-RK4PE-RS4PE-0,6/K0/250	41-01712
						SAL-78-RK4PE-RS4PE-1/K0/250	41-01713
						SAL-78-RK4PE-RS4PE-1,5/K0/250	41-01714
						SAL-78-RK4PE-RS4PE-2/K0/250	41-01715



- PE ■
Pin 2 ■
Pin 3 ■
-
- Pin 1 ■
Pin 2 ■
PE ■
Pin 4 ■
Pin 5 ■

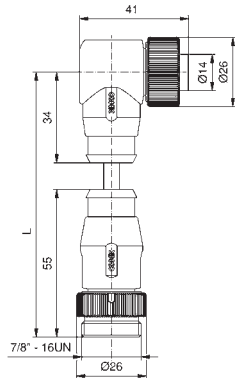
7/8" CONNECTORS OVERMOULDED

Connecting cable, wire cross section 0.75 mm²

Female connector angled
Male connector axial

PVC, UL, grey, LiYY

Contact assignment



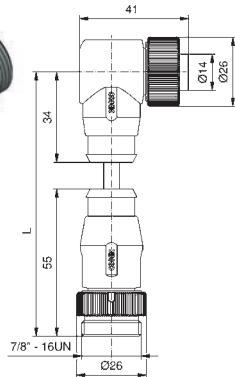
PE
Pin 2
Pin 3

Pin 1
Pin 2
Pin 3
Pin 4

Pin 1
Pin 2
PE
Pin 4
Pin 5

Number of poles	Coding	Rated voltage [V]	Current rating [A]	Cable length = L [m]	Wire cross section [mm ²]	Description	Part No.
2+PE	A	300	8	0,6	0,75	SAL-78-RKW2PE-RS2PE-0,6 / A6	41-01201
						SAL-78-RKW2PE-RS2PE-1 / A6	41-01202
						SAL-78-RKW2PE-RS2PE-1,5 / A6	41-01203
						SAL-78-RKW2PE-RS2PE-2 / A6	41-01204
4	A	300	8	0,6	0,75	SAL-78-RKW4-RS4-0,6 / A3	41-01217
						SAL-78-RKW4-RS4-1 / A3	41-01218
						SAL-78-RKW4-RS4-1,5 / A3	41-01219
						SAL-78-RKW4-RS4-2 / A3	41-01220
4+PE	A	300	8	0,6	0,75	SAL-78-RKW4PE-RS4PE-0,6 / A3	41-01233
						SAL-78-RKW4PE-RS4PE-1 / A3	41-01234
						SAL-78-RKW4PE-RS4PE-1,5 / A3	41-01235
						SAL-78-RKW4PE-RS4PE-2 / A3	41-01236

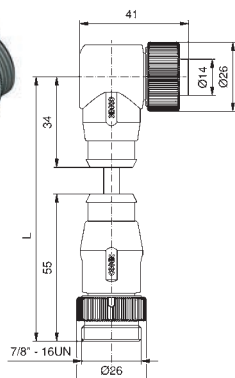
TPU, UL, halogenfree, highflexible, black, LiY11Y



PE
Pin 2
Pin 3

2+PE	A	300	8	0,6	0,75	SAL-78-RKW2PE-RS2PE-0,6 / K0	41-01205
						SAL-78-RKW2PE-RS2PE-1 / K0	41-01206
						SAL-78-RKW2PE-RS2PE-1,5 / K0	41-01207
						SAL-78-RKW2PE-RS2PE-2 / K0	41-01208

TPU, UL, halogenfree, black, LiY11Y



Pin 1
Pin 2
Pin 3
Pin 4

Pin 1
Pin 2
PE
Pin 4
Pin 5

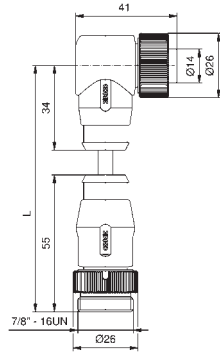
4	A	300	8	0,6	0,75	SAL-78-RKW4-RS4-0,6 / K1	41-01221
						SAL-78-RKW4-RS4-1 / K1	41-01222
						SAL-78-RKW4-RS4-1,5 / K1	41-01223
						SAL-78-RKW4-RS4-2 / K1	41-01224
4+PE	A	300	8	0,6	0,75	SAL-78-RKW4PE-RS4PE-0,6 / K1	41-01237
						SAL-78-RKW4PE-RS4PE-1 / K1	41-01238
						SAL-78-RKW4PE-RS4PE-1,5 / K1	41-01239
						SAL-78-RKW4PE-RS4PE-2 / K1	41-01240

7/8" CONNECTORS OVERMOULDED

Connecting cable, wire cross section 1.5 mm²

Female connector angled
Male connector axial





PVC, UL, grey, LiYY



Contact assignment

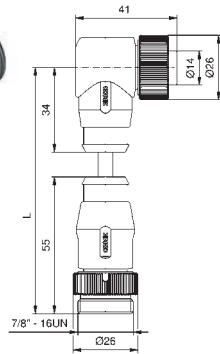
PE 
Pin 2 
Pin 3 

Pin 1 
Pin 2 
Pin 3 
Pin 4 

Pin 1 
Pin 2 
Pin 4 
Pin 5 

Number of poles	Coding	Rated voltage [V]	Current rating [A]	Cable length = L [m]	Wire cross section [mm ²]	Description	Part No.
2+PE	A	300	10	0,6	1,5	SAL-7/8-RKW2PE-RS2PE-0,6/A6/150	41-01249
						SAL-7/8-RKW2PE-RS2PE-1/A6/150	41-01250
						SAL-7/8-RKW2PE-RS2PE-1,5/A6/150	41-01251
						SAL-7/8-RKW2PE-RS2PE-2/A6/150	41-01252
4	A	300	10	0,6	1,5	SAL-7/8-RKW4-RS4-0,6/A3/150	41-01265
						SAL-7/8-RKW4-RS4-1/A3/150	41-01266
						SAL-7/8-RKW4-RS4-1,5/A3/150	41-01267
						SAL-7/8-RKW4-RS4-2/A3/150	41-01268
4+PE	A	300	10	0,6	1,5	SAL-7/8-RKW4PE-RS4PE-0,6/A3/150	41-01281
						SAL-7/8-RKW4PE-RS4PE-1/A3/150	41-01282
						SAL-7/8-RKW4PE-RS4PE-1,5/A3/150	41-01283
						SAL-7/8-RKW4PE-RS4PE-2/A3/150	41-01284

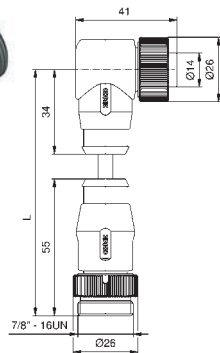
TPU, UL, halogenfree, highflexible, black, Li9Y11Y



PE 
Pin 2 
Pin 3 

2+PE	A	300	10	0,6	1,5	SAL-7/8-RKW2PE-RS2PE-0,6/K0/150	41-01253
						SAL-7/8-RKW2PE-RS2PE-1/K0/150	41-01254
						SAL-7/8-RKW2PE-RS2PE-1,5/K0/150	41-01255
						SAL-7/8-RKW2PE-RS2PE-2/K0/150	41-01256

TPU, UL, halogenfree, black, Li9Y11Y



Pin 1 
Pin 2 
Pin 3 
Pin 4 

Pin 1 
Pin 2 
PE 
Pin 4 
Pin 5 

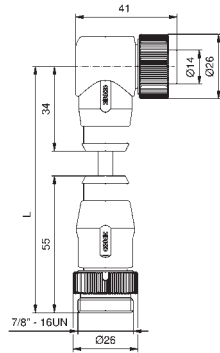
4	A	300	10	0,6	1,5	SAL-7/8-RKW4-RS4-0,6/K1/150	41-01269
						SAL-7/8-RKW4-RS4-1/K1/150	41-01270
						SAL-7/8-RKW4-RS4-1,5/K1/150	41-01271
						SAL-7/8-RKW4-RS4-2/K1/150	41-01272
4+PE	A	300	10	0,6	1,5	SAL-7/8-RKW4PE-RS4PE-0,6/K1/150	41-01285
						SAL-7/8-RKW4PE-RS4PE-1/K1/150	41-01286
						SAL-7/8-RKW4PE-RS4PE-1,5/K1/150	41-01287
						SAL-7/8-RKW4PE-RS4PE-2/K1/150	41-01288

7/8" CONNECTORS OVERMOULDED
Connecting cable, wire cross section 2.5 mm²

Female connector angled
Male connector axial

PVC, UL, grey, LiYY

Contact assignment

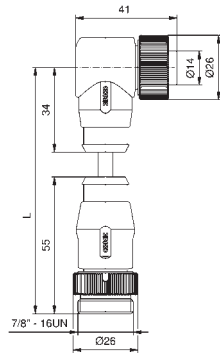


PE
Pin 2
Pin 3

Pin 1
Pin 2
PE
Pin 4
Pin 5

Number of poles	Coding	Rated voltage [V]	Current rating [A]	Cable length = L [m]	Wire cross section [mm ²]	Description	Part No.
2+PE	A	300	16	0,6	2,5	SAL-7/8-RKW2PE-RS2PE-0,6/A6/250	41-01700
						SAL-7/8-RKW2PE-RS2PE-1/A6/250	41-01701
						SAL-7/8-RKW2PE-RS2PE-1,5/A6/250	41-01702
						SAL-7/8-RKW2PE-RS2PE-2/A6/250	41-01703
4+PE	A	300	16	0,6	2,5	SAL-7/8-RKW4PE-RS4PE-0,6/A6/250	41-01716
						SAL-7/8-RKW4PE-RS4PE-1/A6/250	41-01717
						SAL-7/8-RKW4PE-RS4PE-1,5/A6/250	41-01718
						SAL-7/8-RKW4PE-RS4PE-2/A6/250	41-01719

TPU, UL, halogenfree, black, Li9Y11Y



PE
Pin 2
Pin 3

Pin 1
Pin 2
PE
Pin 4
Pin 5

2+PE	A	300	16	0,6	2,5	SAL-7/8-RKW2PE-RS2PE-0,6/K0/250	41-01704
						SAL-7/8-RKW2PE-RS2PE-1/K0/250	41-01705
						SAL-7/8-RKW2PE-RS2PE-1,5/K0/250	41-01706
						SAL-7/8-RKW2PE-RS2PE-2/K0/250	41-01707
4+PE	A	300	16	0,6	2,5	SAL-7/8-RKW4PE-RS4PE-0,6/K0/250	41-01720
						SAL-7/8-RKW4PE-RS4PE-1/K0/250	41-01721
						SAL-7/8-RKW4PE-RS4PE-1,5/K0/250	41-01722
						SAL-7/8-RKW4PE-RS4PE-2/K0/250	41-01723

RUND24 CONNECTORS OVERMOULDED

Female connector axial

PVC, UL, grey, LiYY

Contact assignment

Number of poles

Coding

Rated voltage [V]

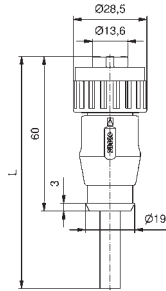
Current rating [A]

Cable length = L [m]

Wire cross section [mm²]

Description

Part No.



Pin 1 ■
 Pin 2 ■
 Pin 3 ■
 PE ■

3+PE

A

300

13

1,5

SAL-24-RK3PE-2/A3

41-51000

SAL-24-RK3PE-3/A3

41-51001

SAL-24-RK3PE-5/A3

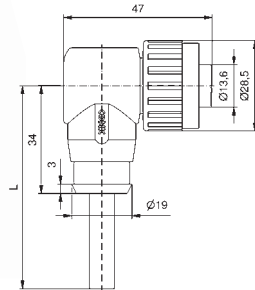
41-51002

SAL-24-RK3PE-10/A3

41-51003

Female connector angled

PVC, UL, grey, LiYY



Pin 1 ■
 Pin 2 ■
 Pin 3 ■
 PE ■

3+PE

A

300

13

1,5

SAL-24-RKW3PE-2/A3

41-51008

SAL-24-RKW3PE-3/A3

41-51009

SAL-24-RKW3PE-5/A3

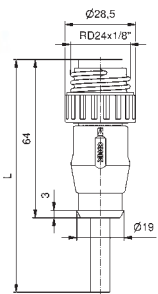
41-51010

SAL-24-RKW3PE-10/A3

41-51011

Male connector axial

PVC, UL, grey, LiYY



Pin 1 ■
 Pin 2 ■
 Pin 3 ■
 PE ■

3+PE

A

300

13

1,5

SAL-24-RS3PE-2/A3

41-51004

SAL-24-RS3PE-3/A3

41-51005

SAL-24-RS3PE-5/A3

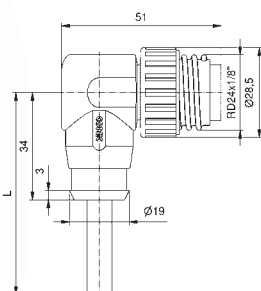
41-51006

SAL-24-RS3PE-10/A3

41-51007

Male connector angled

PVC, UL, grey, LiYY



Pin 1 ■
 Pin 2 ■
 Pin 3 ■
 PE ■

3+PE

A

300

13

1,5

SAL-24-RSW3PE-2/A3

41-51012

SAL-24-RSW3PE-3/A3

41-51013

SAL-24-RSW3PE-5/A3

41-51014


SAL-24-RSW3PE-10/A3

41-51015

SECTION 2

CONNECTORS FIELD ATTACHABLE





SAL M8x1 CONNECTORS FIELD ATTACHABLE

Nomenclature

S A L - 8 - R K W C 4 - L 55

SAL
Sensor Actor Line

Installation size
8 = M8x1

Coding
= Standard
S = Standard, shielded

Design
R = Circular connector

Gender
K = Female connector
S = Male connector

Configuration
= Axial
W = Angled

Design
C = Field attachable

Number of poles
3 = 3-pos.
4 = 4-pos.

Termination
L = Soldering termination up to max. 0.34 mm²
K = Clamp connection for 0.14 mm² - 0.34 mm²
S = Screw termination up to max. 0.5 mm²

Outer Ø cable
5,5 = 4 mm - 5.5 mm
6,5 = 5 mm - 6.5 mm

SAL M8x1 CONNECTORS FIELD ATTACHABLE

Product specification

Basic material	
Contact	CuZn
Contact plating	Nickel plated, gold plated
Contact carrier	PA6 GF, UL 94 / PA6, UL 94
Housing	PA6 GF, UL 94
Cable sealing	NBR
Sealing	FPM
Coupling nut/-screw	GD-Zn, Ni / CuZn, Ni

Technical Data	
Information on the following pages are basing on below mentioned IEC-standards.	
Rated voltage	IEC 61076-2-104
Current rating	IEC 61076-2-104
Insulation resistance	IEC 60512
Degree of pollution	IEC 60664-1
Degree of protection	IEC 60529
Mating cycles	IEC 60512-9a

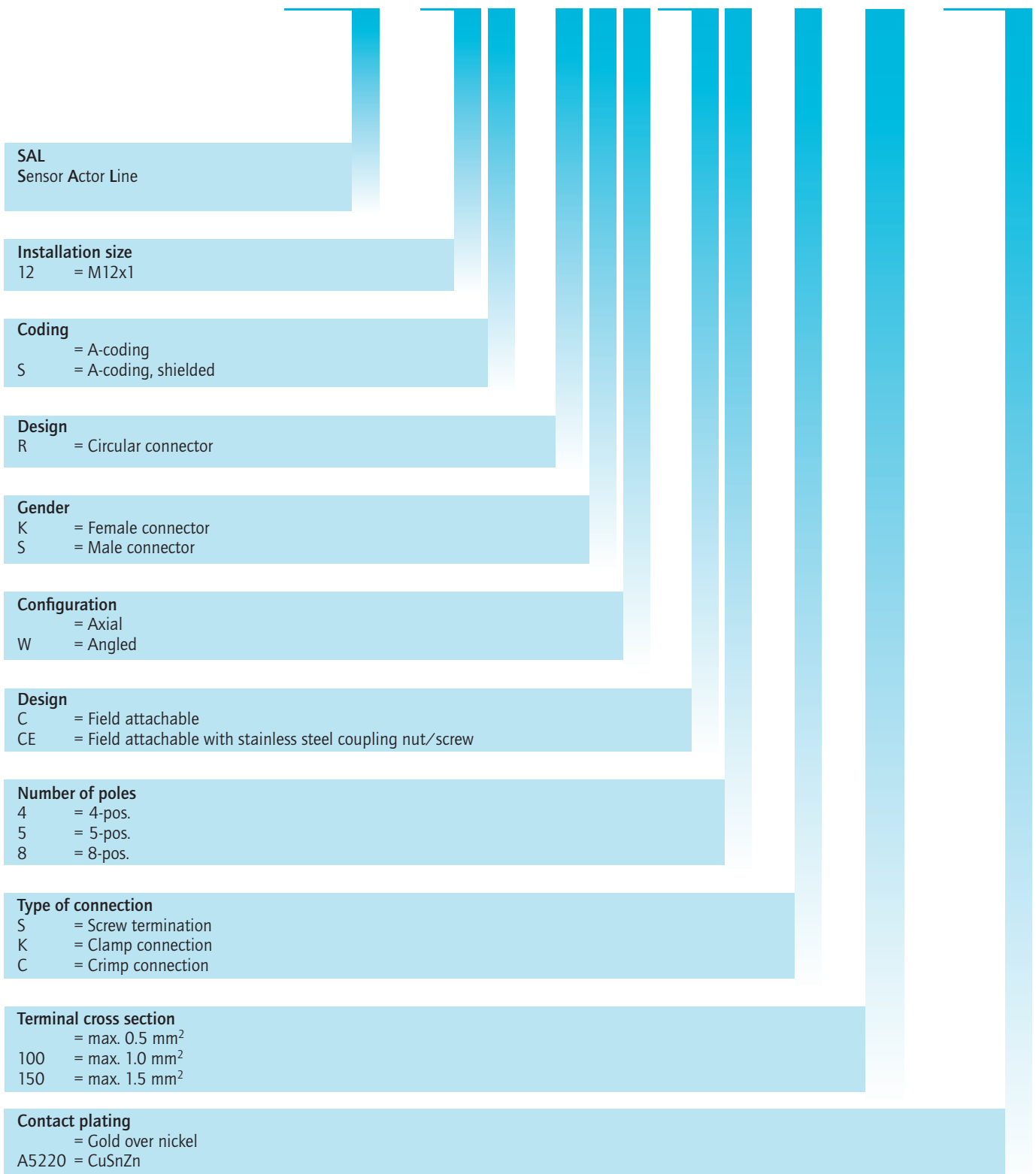
Recommended torquet: 0.4 Nm

Technical subject to change without notice.

SAL M12x1 CONNECTORS FIELD ATTACHABLE

Nomenclature

S A L - 1 2 - R K W C E 4 - S / 150 / A5220



SAL M12x1 CONNECTORS FIELD ATTACHABLE

Product specification

Basic material	
Contact	CuZn
Contact plating	Nickel plated, gold plated / CuSnZn
Contact carrier	PA6, UL 94
Housing	Standard: PA6 GF, UL 94 / Shielded: Die Cast, nickel plated
Clamp-/screw contact	Stainless steel nickel plated
Screw termination	CuZn/Ni, Sn gal.
Cable sealing	Elastomere
Sealing	FPM
Coupling nut-/screw	GD-Zn, Ni / stainless steel

Technical Data

Information on the following pages are basing on below mentioned IEC-standards.

Rated voltage	IEC 61076-2-101
Current rating	IEC 61076-2-101
Insulation resistance	IEC 60512
Degree of pollution	IEC 60664-1
Degree of protection	IEC 60529
Mating cycles	IEC 60512-9a

Recommended torquet: 0.6 Nm

Technical subject to change without notice.

SAL 7/8" CONNECTORS FIELD ATTACHABLE

Nomenclature

S A L - 7 / 8 - R K C 4 - S

SAL
Sensor Actor Line

Installation size
7/8 = 7/8"

Design
R = Circular connector

Gender
K = Female connector
S = Male connector

Design
C = Field attachable

Number of poles
2PE = 2-pos. + PE
4 = 4-pos.
4PE = 4-pos. + PE

Type of connection
S = Screw termination

SAL 7/8" CONNECTORS FIELD ATTACHABLE

Product specification

Basic material	
Contact	CuZn
Contact plating	Nickel plated, gold plated
Contact carrier	TPU, UL 94
Housing	PA6 GF, UL 94
Cable sealing	Elastomere
Coupling nut/-screw	CuZn, nickel plated

Technical Data

Information on the following pages are basing on below mentioned IEC-standards.

Rated voltage	IEC 60664-1
Overtoltage category	IEC 60664-1 2
Overtoltage impulse	IEC 60664-1 2,7kV
Current rating	IEC 60512-3
Insulation resistance	IEC 60512
Degree of pollution	IEC 60664-1
Degree of protection	IEC 60529
Mating cycles	IEC 60512-9a

Technical subject to change without notice.

SAL M23 CONNECTORS FIELD ATTACHABLE

Nomenclature

S A L - 2 3 - R K C 16+3 - C

SAL
Sensor Actor Line

Installation size
23 = M23

Design
R = Circular connector

Gender
K = Female connector
S = Male connector

Design
C = Field attachable

Number of poles
16+3 = 16x Signal- + 3x Power contacts
16.8+3 = 8x Signal- + 3x Power contacts

Type of termination
C = Crimp termination
L = Soldering termination

SAL M23 CONNECTORS FIELD ATTACHABLE

Product specification

Basic material	
Contact	CuZn
Contact plating	Nickel plated, gold plated
Contact carrier	PA6, UL 94 / PBT, UL 94
Housing	GD-Zn, Ni
Cable sealing	Elastomere
Coupling nut/-screw	GD-Zn, Ni

Technical Data	
Information on the following pages are basing on below mentioned IEC-standards.	
Rated voltage	IEC 60664-1
Current rating	IEC 60512-3
Insulation resistance	IEC 60512
Degree of pollution	IEC 60664-1
Degree of protection	IEC 60529
Mating cycles	IEC 60512-9a

Technical subject to change without notice.

SAL M23 CONNECTORS FIELD ATTACHABLE WITH CABLE

Nomenclature

S A L - 2 3 - R K C 16+3 / 5 / K 1

SAL
Sensor Actor Line

Installation size
23 = M23

Design
R = Circular connector

Gender
K = Female connector
S = Male connector

Design
C = Field attachable

Number of poles
16+3 = 16x Signal- + 3x Power contacts
16.8+3 = 8x Signal- + 3x Power contacts

Cable length
xx = Length [m]

Cable quality
K1 = TPU, black, high flexible, halogenfree, UL

SAL M23 CONNECTORS FIELD ATTACHABLE WITH CABLE

Product specification

Basic material	
Contact	CuZn
Contact plating	Nickel plated, gold plated
Contact carrier	PA6, UL 94 / PBT, UL 94
Housing	GD-Zn, Ni
Cable sealing	Elastomere
Coupling nut/-screw	GD-Zn, Ni

Technical Data	
Information on the following pages are basing on below mentioned IEC-standards.	
Rated voltage	IEC 60664-1
Current rating	IEC 60512-3
Insulation resistance	IEC 60512
Degree of pollution	IEC 60664-1
Degree of protection	IEC 60529
Mating cycles	IEC 60512-9a

Technical subject to change without notice.

SAL RUND24 CONNECTORS FIELD ATTACHABLE

Nomenclature

S A L - 2 4 - R K C 3 P E - S

SAL
Sensor Actor Line

Installation size
24 = Rund24

Design
R = Circular connector

Gender
K = Female connector
S = Male connector

Design
C = Field attachable

Number of poles
3PE = 3-pos. + PE
6PE = 6-pos. + PE

Type of connection
S = Screw termination

SAL RUND24 CONNECTORS FIELD ATTACHABLE

Product specification

Basic material	
Contact	CuZn
Contact plating	Ni, Ag gal.
Contact carrier	PA6 GF, UL 94
Housing	PA6 GF, UL 94
Cable sealing	Elastomere
Sealing	FPM
Coupling nut/-screw	PA GF, UL 94

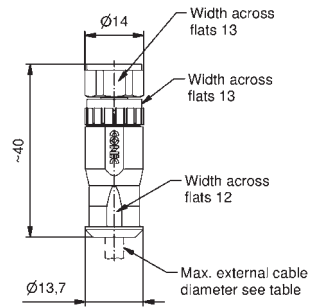
Technical Data	
Information on the following pages are basing on below mentioned IEC-standards.	
Rated voltage	IEC 60664-1
Current rating	IEC 60512-3
Insulation resistance	IEC 60512
Degree of pollution	IEC 60664-1
Degree of protection	IEC 60529
Mating cycles	IEC 60512-9a

Technical subject to change without notice.

M8x1 CONNECTORS FIELD ATTACHABLE

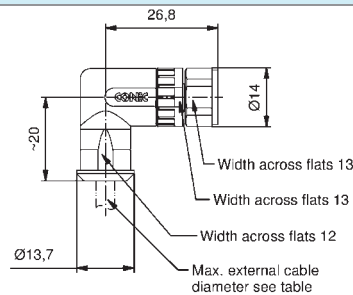
Screw termination

Female connector axial



Number of poles	Coding	Rated voltage [V]	Current rating [A]	Outer ø cable [mm]	Wire cross section min-max [mm ²]	Description	Part No.
3		60 V DC 50 V AC	4	4-5,5	0,14 - 0,5	SAL-8-RKC3-S5,5	42-00010
4		60 V DC 50 V AC	4	4-5,5	0,14 - 0,5	SAL-8-RKC4-S5,5	42-00012

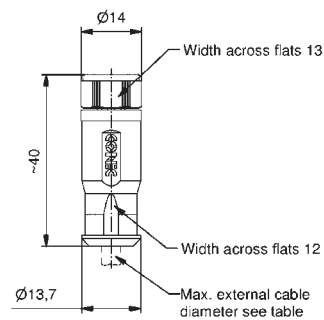
Female connector angled



3		60 V DC 50 V AC	4	4-5,5	0,14 - 0,5	SAL-8-RKWC3-S5,5	42-00026
4		60 V DC 50 V AC	4	4-5,5	0,14 - 0,5	SAL-8-RKWC4-S5,5	42-00028

Clamp termination

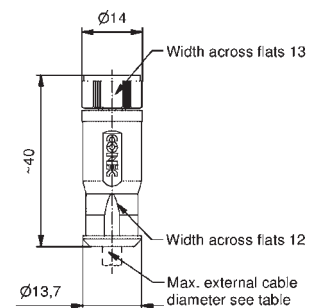
Female connector axial



3		60 V DC 50 V AC	3	4-5,5	0,14 - 0,34	SAL-8-RKC3-K5,5	42-00002
4		60 V DC 50 V AC	3	4-5,5	0,14 - 0,34	SAL-8-RKC4-K5,5	42-00004

Solder termination

Female connector axial

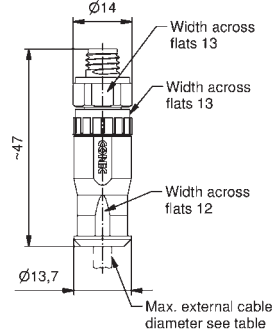


3		60 V DC 50 V AC	3	4-5,5	0,14 - 0,34	SAL-8-RKC3-L5,5	42-00006
4		60 V DC 50 V AC	3	4-5,5	0,14 - 0,34	SAL-8-RKC4-L5,5	42-00008

M8x1 CONNECTORS FIELD ATTACHABLE

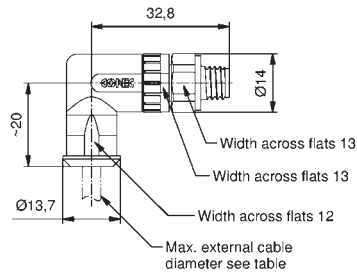
Screw termination

Male connector axial



Number of poles	Coding	Rated voltage [V]	Current rating [A]	Outer ø cable [mm]	Wire cross section min-max [mm ²]	Description	Part No.
3		60 V DC 50 V AC	4	4-5,5	0,14 - 0,5	SAL-8-RSC3-S5,5	42-00009
4		60 V DC 50 V AC	4	4-5,5	0,14 - 0,5	SAL-8-RSC4-S5,5	42-00011

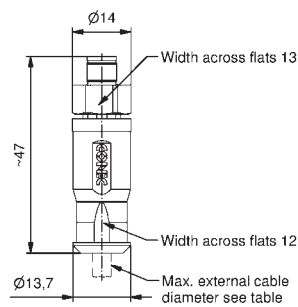
Male connector angled



3		60 V DC 50 V AC	4	4-5,5	0,14 - 0,5	SAL-8-RSWC3-S5,5	42-00025
4		60 V DC 50 V AC	4	4-5,5	0,14 - 0,5	SAL-8-RSWC4-S5,5	42-00027

Clamp termination

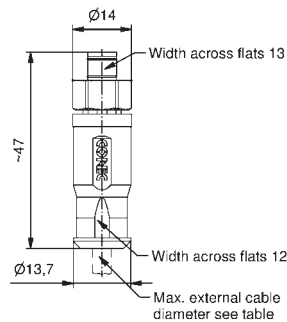
Male connector axial



3		60 V DC 50 V AC	3	4-5,5	0,14 - 0,34	SAL-8-RSC3-K5,5	42-00001
4		60 V DC 50 V AC	3	4-5,5	0,14 - 0,34	SAL-8-RSC4-K5,5	42-00003

Solder termination

Male connector axial

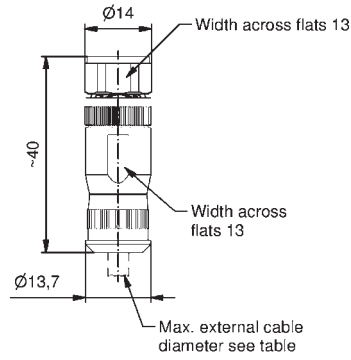


3		60 V DC 50 V AC	3	4-5,5	0,14 - 0,34	SAL-8-RSC3-L5,5	42-00005
4		60 V DC 50 V AC	3	4-5,5	0,14 - 0,34	SAL-8-RSC4-L5,5	42-00007

M8x1 CONNECTORS FIELD ATTACHABLE 360° Shielding

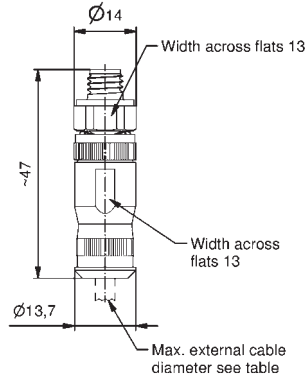
Screw termination

Female connector axial



Number of poles	Coding	Rated voltage [V]	Current rating [A]	Outer ø cable [mm]	Wire cross section min-max [mm ²]	Description	Part No.
3		50 V AC / 60 V DC	4	5-6,5	0,14 - 0,5	SAL-8S-RKC3-S6,5	42-00034
4		50 V AC / 60 V DC	4	5-6,5	0,14 - 0,5	SAL-8S-RKC4-S6,5	42-00036

Male connector axial

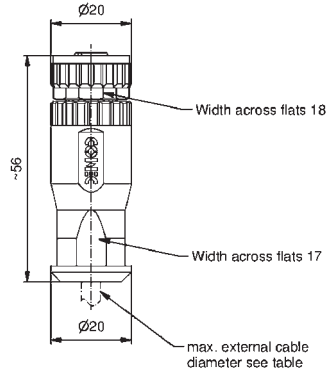


3		50 V AC / 60 V DC	4	5-6,5	0,14 - 0,5	SAL-8S-RSC3-S6,5	42-00033
4		50 V AC / 60 V DC	4	5-6,5	0,14 - 0,5	SAL-8S-RSC4-S6,5	42-00035

M12x1 CONNECTORS FIELD ATTACHABLE

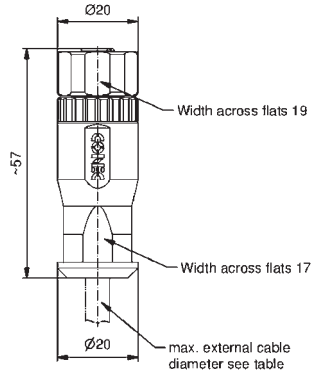
Screw termination

Female connector axial



Number of poles	Coding	Rated voltage [V]	Current rating [A]	Outer \varnothing cable [mm]	Wire cross section min-max [mm ²]	Contact plating	Description	Part No.
4	A	250	7,5	4-8	0,25 - 1,5	Au	SAL-12-RKC4-S/150	43-00092
4	A	250	7,5	4-8	0,25 - 1,5	CuSnZn	SAL-12-RKC4-S/150/A5220	43-00268
5	A	60	7,5	4-8	0,25 - 1,5	Au	SAL-12-RKC5-S/150	43-00094
5	A	60	7,5	4-8	0,25 - 1,5	CuSnZn	SAL-12-RKC5-S/150/A5220	43-00269
8	A	30	2	4-8	0,14 - 0,5	Au	SAL-12-RKC8-S	43-00130

Female connector axial with stainless steel coupling nut

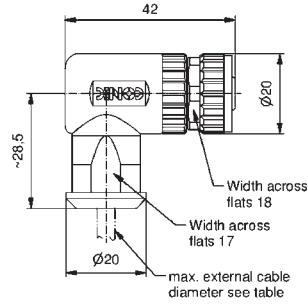


4	A	250	7,5	4-8	0,25 - 1,5	Au	SAL-12-RKCE4-S/150	43-00338
5	A	60	7,5	4-8	0,25 - 1,5	Au	SAL-12-RKCE5-S/150	43-00339
8	A	30	2	4-8	0,14 - 0,5	Au	SAL-12-RKCE8-S	43-00340

M12x1 CONNECTORS FIELD ATTACHABLE

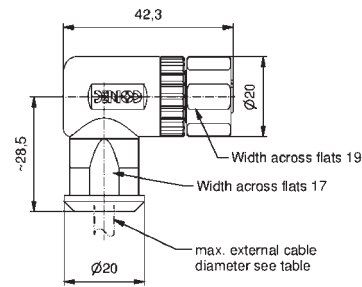
Screw termination

Female connector angled



Number of poles	Coding	Rated voltage [V]	Current rating [A]	Outer ø cable [mm]	Wire cross section min-max [mm²]	Contact plating	Description	Part No.
4	A	250	7,5	4-8	0,25 - 1,5	Au	SAL-12-RKWC4-S/ 150	43-00096
4	A	250	7,5	4-8	0,25 - 1,5	CuSnZn	SAL-12-RKWCE4-S/ 150/A5220	43-00276
5	A	60	7,5	4-8	0,25 - 1,5	Au	SAL-12-RKWC5-S/ 150	43-00098
5	A	60	7,5	4-8	0,25 - 1,5	CuSnZn	SAL-12-RKWC5-S/ 150/A5220	43-00277
8	A	30	2	4-8	0,14 - 0,5	Au	SAL-12-RKWC8-S	43-00131

Female connector angled with stainless steel coupling nut

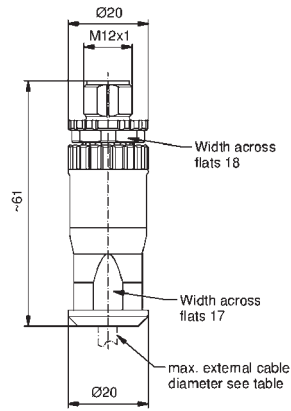


4	A	250	7,5	4-8	0,25 - 1,5	Au	SAL-12-RKWCE4-S/ 150	43-00349
5	A	60	7,5	4-8	0,25 - 1,5	Au	SAL-12-RKWCE5-S/ 150	43-00350
8	A	30	2	4-8	0,14 - 0,5	Au	SAL-12-RKWCE8-S	43-00351

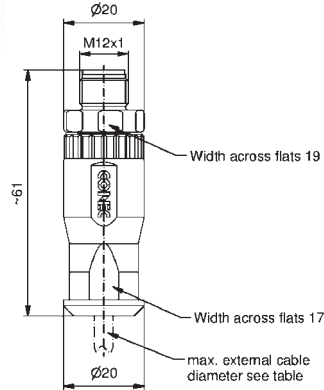
M12x1 CONNECTORS FIELD ATTACHABLE

Screw termination

Male connector axial



Male connector axial with stainless steel coupling screw

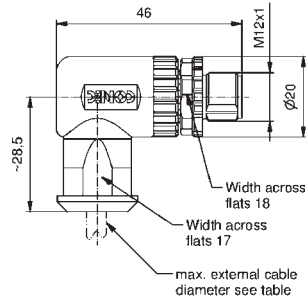


Number of poles	Coding	Rated voltage [V]	Current rating [A]	Outer ø cable [mm]	Wire cross section min-max [mm²]	Contact plating	Description	Part No.
4	A	250	7,5	4-8	0,25 - 1,5	Au	SAL-12-RSC4-S/150	43-00100
4	A	250	7,5	4-8	0,25 - 1,5	CuSnZn	SAL-12-RSC4-S/150/A5220	43-00272
5	A	60	7,5	4-8	0,25 - 1,5	Au	SAL-12-RSC5-S/150	43-00102
5	A	60	7,5	4-8	0,25 - 1,5	CuSnZn	SAL-12-RSC5-S/150/A5220	43-00273
8	A	30	2	4-8	0,14 - 0,5	Au	SAL-12-RSC8-S	43-00132
4	A	250	7,5	4-8	0,25 - 1,5	Au	SAL-12-RSCE4-S/150	43-00341
5	A	60	7,5	4-8	0,25 - 1,5	Au	SAL-12-RSCE5-S/150	43-00342
8	A	30	2	4-8	0,14 - 0,5	Au	SAL-12-RSCE8-S	43-00343

M12x1 CONNECTORS FIELD ATTACHABLE

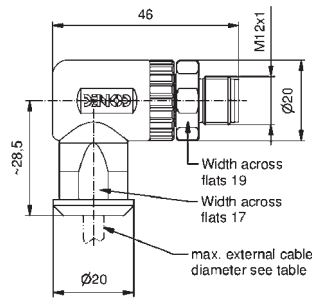

Screw termination

Male connector angled



Number of poles	Coding	Rated voltage [V]	Current rating [A]	Outer ø cable [mm]	Wire cross section min-max [mm²]	Contact plating	Description	Part No.
4	A	250	7,5	4-8	0,25 - 1,5	Au	SAL-12-RSWC4-S/ 150	43-00104
4	A	250	7,5	4-8	0,25 - 1,5	CuSnZn	SAL-12-RSWCE4-S/ 150/A5220	43-00278
5	A	60	7,5	4-8	0,25 - 1,5	Au	SAL-12-RSWC5-S/ 150	43-00106
5	A	60	7,5	4-8	0,25 - 1,5	CuSnZn	SAL-12-RSWC5-S/ 150/A5220	43-00279
8	A	30	2	4-8	0,14 - 0,5	Au	SAL-12-RSWC8-S	43-00133

Male connector angled with stainless steel coupling screw

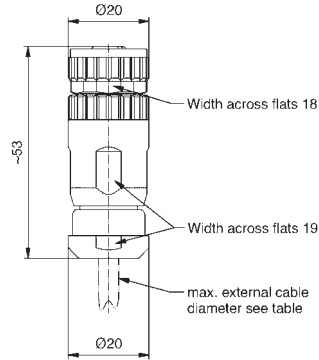



4	A	250	7,5	4-8	0,25 - 1,5	Au	SAL-12-RSWCE4-S/ 150	43-00352
5	A	60	7,5	4-8	0,25 - 1,5	Au	SAL-12-RSWCE5-S/ 150	43-00353
8	A	30	2	4-8	0,14 - 0,5	Au	SAL-12-RSWCE8-S	43-00354

M12x1 CONNECTORS FIELD ATTACHABLE 360° Shielding

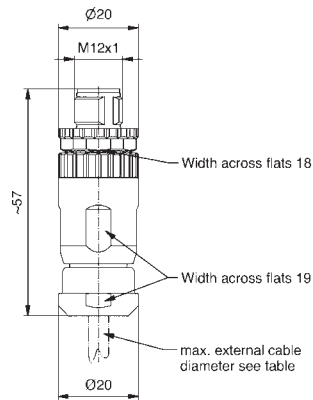

Screw termination

Female connector axial



Number of poles	Coding	Rated voltage [V]	Current rating [A]	Outer ø cable [mm]	Wire cross section min-max [mm²]	Contact plating	Description	Part No.
4	A	250	7,5	4-8	0,25 - 1,5	Au	SAL-12S-RKC4-S/ 150	43-00113
4	A	250	7,5	4-8	0,25 - 1,5	CuSnZn	SAL-12S-RKC4-S/ 150/A5220	43-00326
5	A	60	7,5	4-8	0,25 - 1,5	Au	SAL-12S-RKC5-S/ 150	43-00114
5	A	60	7,5	4-8	0,25 - 1,5	CuSnZn	SAL-12S-RKC5-S/ 150/A5220	43-00356
8	A	30	2	4-8	0,14 - 0,5	Au	SAL-12S-RKC8-S	43-00128

Male connector axial

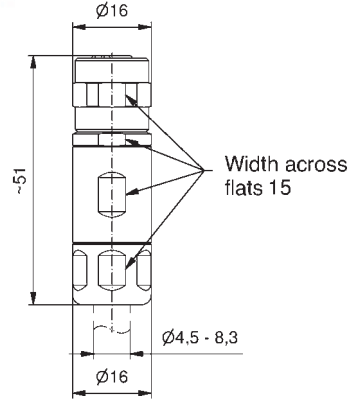


4	A	250	7,5	4-8	0,25 - 1,5	Au	SAL-12S-RSC4-S/ 150	43-00115
5	A	60	7,5	4-8	0,25 - 1,5	Au	SAL-12S-RSC5-S/ 150	43-00116
8	A	30	2	4-8	0,14 - 0,5	Au	SAL-12S-RSC8-S	43-00129

M12x1 CONNECTORS FIELD ATTACHABLE
360° Shielding

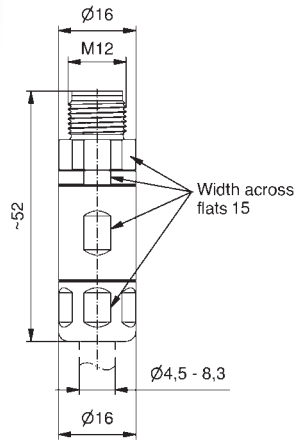
Crimp termination

Female connector axial



Number of poles	Coding	Rated voltage [V]	Current rating [A]	Outer ø cable [mm]	Wire cross section min-max [mm ²]	Description	Part No.
4	A	250	4	4,5 - 8,3	0,25 - 0,5	SAL-12S-RKC4-C	43-00419
4	A	250	4	4,5 - 8,3	0,34 - 1,0	SAL-12S-RKC4-C/100	43-00421

Male connector axial

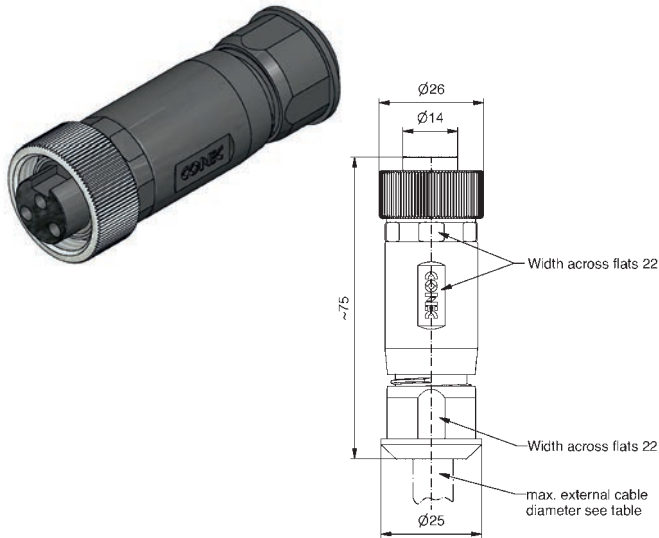


4	A	250	4	4,5 - 8,3	0,25 - 0,5	SAL-12S-RSC4-C	43-00420
4	A	250	4	4,5 - 8,3	0,34 - 1,0	SAL-12S-RSC4-C/100	43-00424

7/8" CONNECTORS FIELD ATTACHABLE

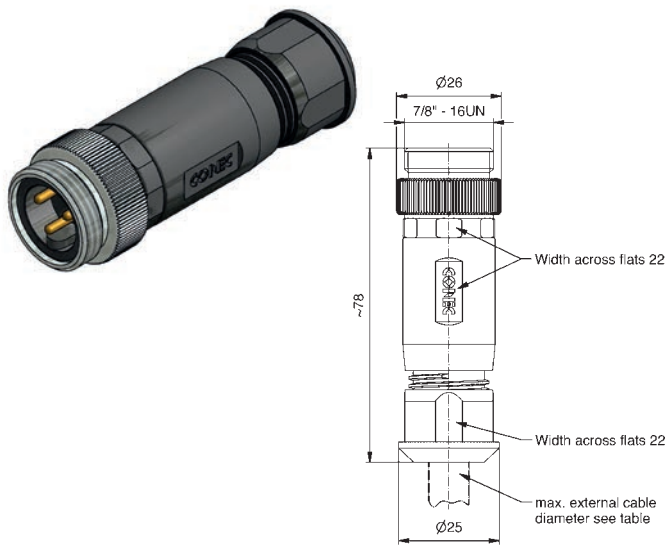
Screw termination

Female connector axial



Number of poles	Coding	Rated voltage [V]	Current rating [A]	Outer ø cable [mm]	Wire cross section min-max [mm ²]	Description	Part No.
2+PE		250	12	6-12	0,5 - 1,5	SAL-7/8-RKC2PE-S	41-00001
4		250	9	6-12	0,5 - 1,5	SAL-7/8-RKC4-S	41-00002
4+PE		250	9	6-12	0,5 - 1,5	SAL-7/8-RKC4PE-S	41-00003

Male connector axial

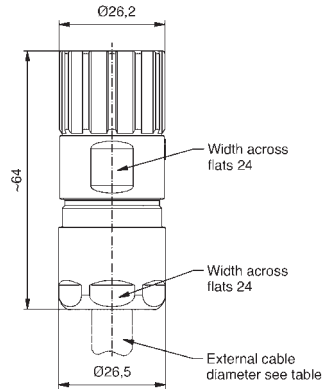
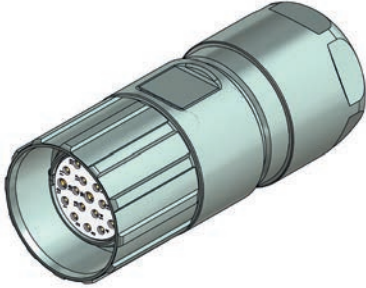


2+PE		250	12	6-12	0,5 - 1,5	SAL-7/8-RSC2PE-S	41-00004
4		250	9	6-12	0,5 - 1,5	SAL-7/8-RSC4-S	41-00005
4+PE		250	9	6-12	0,5 - 1,5	SAL-7/8-RSC4PE-S	41-00006

M23 CONNECTORS FIELD ATTACHABLE

Solder termination

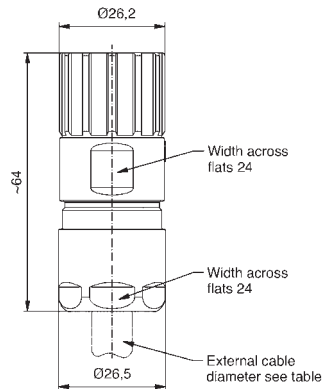
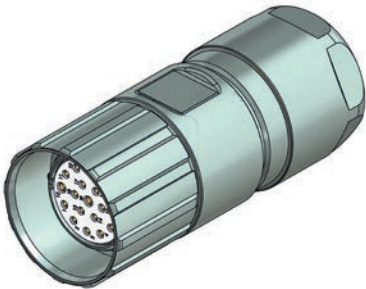
Female connector axial



Number of poles	Coding	Rated voltage [V]	Current rating [A]	Outer ø cable [mm]	Wire cross section min-max [mm ²]	Cable length [m]	Description	Part No.
16+3		100	10/8	3-17	Signal max. 0,5 mm ² Power max. 1,0 mm ²		SAL-23-RKC16+3-L	41-90001

Crimp termination

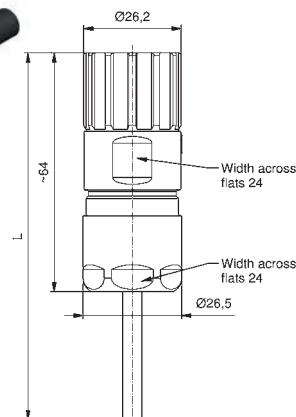

Female connector axial



8+3		100	10/8	3-17	Signal max. 0,5 mm ² Power max. 1,0 mm ²		SAL-23-RKC16.8+3-C	41-90002
16+3		100	10/8	3-17	Signal max. 0,5 mm ² Power max. 1,0 mm ²		SAL-23-RKC16+3-C	41-90000

With cable

Female connector axial, TPU UL, halogenfree, black, Li9Y11Y

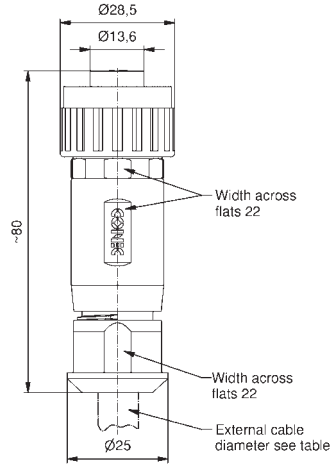


8+3		100	10/8	3 x 1 ² + 8 x 0,34 ²	5	SAL-23-RKC16.8+3-5/K1	41-90005
					10	SAL-23-RKC16.8+3-10/K1	41-90006
16+3		100	10/8	3 x 1 ² + 16 x 0,34 ²	5	SAL-23-RKC16+3-5/K1	41-90003
					10	SAL-23-RKC16+3-10/K1	41-90004

Rund24 CONNECTORS FIELD ATTACHABLE

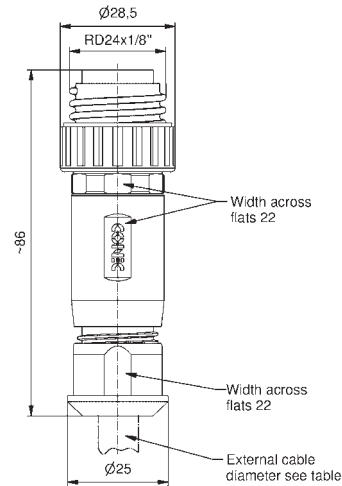
Screw termination

Female connector axial




Number of poles	Coding	Rated voltage [V]	Current rating [A]	Outer \varnothing cable [mm]	Wire cross section min-max [mm ²]	Description	Part No.
3+PE		400	16	6-12	0,5 - 1,5	SAL-24-RKC3PE-S	41-50000
6+PE		250	10	6-12	0,5 - 1,5	SAL-24-RKC6PE-S	41-50001

Male connector axial



3+PE		400	16	6-12	0,5 - 1,5	SAL-24-RSC3PE-S	41-50002
6+PE		250	10	6-12	0,5 - 1,5	SAK-24-RSC6PE-S	41-50003

SECTION 3
SOCKETS





SAL M8x1/M12x1 SOCKETS

Nomenclature

S A L - - 8 S - F K P D A 3 - - XX - 9 / G4

SAL
Sensor Actor Line

Type
= Standard

Installation size
8 = M8x1
12 = M12x1

Coding
= A-coding (M12x1), Standard (M8x1)
B = B-coding
BS = B-coding shielded (M8x1)
S = A-coding shielded (M12x1)

Design
F = Socket
I = Insolation body

Gender
K = Female connector
S = Male connector

Assembly
= Front panel mounting
P = Positioning possible, frontmounting
H = Back panel mounting

Type
D = Coupling nut turnable
V = Square flange
VO = Square flange with o-ring sealing

Configuration
= Axial
W = Angled

Number of poles
3 = 3-pos. 8 = 8-pos.
4 = 4-pos. 12 = 12-pos.
5 = 5-pos.

LED-Display
= Without LEDs
4L = 4 LEDs

Type of Connection/Installation height

X5 = Dip solder 5.5 mm	X11 = Dip solder 11.2 mm	P5,5 = Dip solder 5.5 mm
X6 = Dip solder 6 mm	X12 = Dip solder 12.2 mm	P6.75 = Dip solder 6.75 mm
X8 = Dip solder 8.2 mm	X13 = Dip solder 13 mm	P12 = Dip solder 12 mm
X9 = Dip solder 9 mm	X15 = Dip solder 15.2 mm	L = Solder termination
X10 = Dip solder 10 mm		XX = Wire/Cable lenght [m]

Pxx = Installation height one-piece socket
Xxx = Installation height two-piece socket

Screw connection

= M8x0.5	9 = PG9	20 = Square flange 20 x 20
= M8x1	11 = PG11	26 = Square flange 26 x 26
= M12x1	12 = M12x1	
= M16x1.5		

Cable quality

G2 = TPU, black, UL
G3 = PVC, grey, UL

SAL M8x1 / M12x1 SOCKETS

Product specification

Basic material	
Contact	CuZn
Contact plating	Nickel plated. gold plated
Contact carrier	PBT GF. UL 94 / PA. UL 94 / TPU GF. UL 94
Sealing	FPM / NBR
Counter nut	CuZn. nickel plated
Socket housing	CuZn. nickel plated
Sealing compound	Polyurethane-resin. UL 94
Shielding	Spring steel
Shielding plated	Sn plated
Coupling nut turnable	GD-Zn. nickel plated
Light conductor	PA 12

Technical Data

Information on the following pages are basing on below mentioned IEC-standards.

Rated voltage	IEC 61076-2-104 / IEC 61076-2-101
Current rating	IEC 61076-2-104 / IEC 61076-2-101
Insulation resistance	IEC 60512
Degree of pollution	IEC 60664-1
Degree of protection	IEC 60529
Mating cycles	IEC 60512-9a

Recommended torque for housing: 0.8-1.2 Nm

Technical subject to change without notice.

SAL 7/8" SOCKETS

Nomenclature

S A L - 7 / 8 - F K 4 - 0,5 / -

SAL
Sensor Actor Line

Installation size
7/8 = 7/8"

Design
F = Socket

Gender
K = Female connector
S = Male connector

Assembly
= Front panel mounting
H = Back panel mounting

Number of poles
2 PE = 2-pos. + PE
4 = 4-pos.
4 PE = 4-pos. + PE

Type of Connection/Installation height
P10 = Dip solder 10 mm XX = Wire length [m]
X10 = Dip solder 10 mm
Pxx = Installation height one-piece socket
Xxx = Installation height two-piece socket

Wire cross-section
= 0.75 mm²
150 = 1.50 mm²
250 = 2.50 mm²

Screw connection
= PG13.5
11 = PG11

SAL 7/8" SOCKETS

Product specification

Basic material	
Contact	CuZn
Contact plating	Nickel plated. gold plated
Contact carrier	TPU. UL 94
Sealing	FPM
Counter nut	CuZn. nickel plated
Socket housing	CuZn. nickel plated
Sealing compound	Polyurethane-resin. UL 94

Technical Data

Information on the following pages are basing on below mentioned IEC-standards.

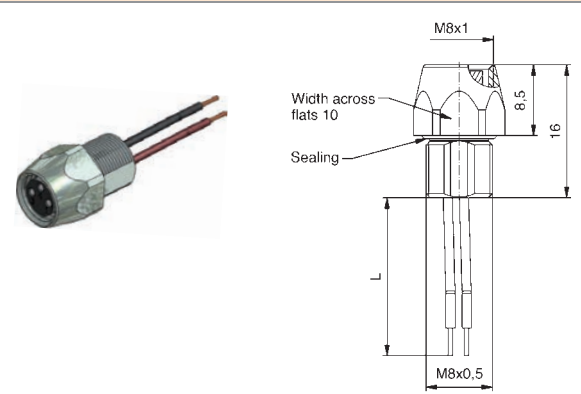
Rated voltage	IEC 60664-1
Overvoltage category	IEC 60664-1 2
Overvoltage impulse	IEC 60664-1 2.7kV
Current rating	IEC 60512-3
Insulation resistance	IEC 60512
Degree of pollution	IEC 60664-1
Degree of protection	IEC 60529
Mating cycles	IEC 60512-9a

Technical subject to change without notice.

M8x1 SOCKETS

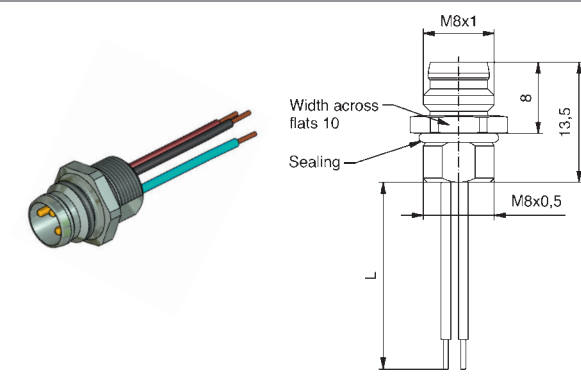
Front panel mounting, wire termination

Female connector, M8x0.5 thread



Contact assignment	Number of poles	Coding	Rated voltage [V]	Current rating [A]	Wire material	Wire cross section [AWG]	Installation height [mm]	Description	Part No.
Pin 1 Pin 3 Pin 4	3		50 V AC/ 60 V DC	3	PVC	24	0,2	SAL-8-FK3-0,2	42-01000
Pin 1 Pin 2 Pin 3 Pin 4	4		50 V AC/ 60 V DC	3	PVC	24	0,2	SAL-8-FK4-0,2	42-01001
Pin 1 Pin 2 Pin 3 Pin 4 Pin 5	5	B	30	3	PVC	24	0,2	SAL-8B-FK5.1-0,2	42-01069
Pin 1 Pin 2 Pin 3 Pin 4 Pin 5 Pin 6 Pin 7 Pin 8	8	A	30	1,5	PVC	26	0,2	SAL-8-FK8-0,2	42-01070

Male connector, M8x0.5 thread

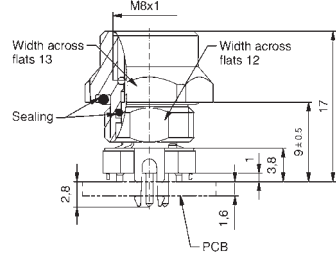


Pin 1 Pin 3 Pin 4	3		50 V AC/ 60 V DC	3	PVC	24	0,2	SAL-8-FS3-0,2	42-01032
Pin 1 Pin 2 Pin 3 Pin 4	4		50 V AC/ 60 V DC	3	PVC	24	0,2	SAL-8-FS4-0,2	42-01033
Pin 1 Pin 2 Pin 3 Pin 4 Pin 5 Pin 6 Pin 7 Pin 8	8	A	30	1,5	PVC	26	0,2	SAL-8-FS8-0,2	42-01165
Pin 1 Pin 2 Pin 3 Pin 4 Pin 5 Pin 6 Pin 7 Pin 8	8	A	30	1,5	PVC	26	0,2	SAL-8-FS8U-0,2	42-01164

M8x1 SOCKETS

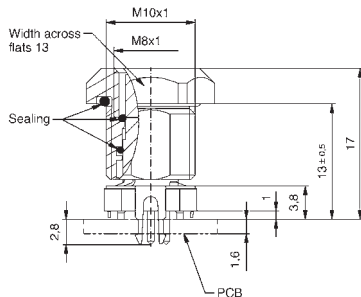
Front panel mounting, dip solder termination, shielded

Female connector axial, installation height 9 mm



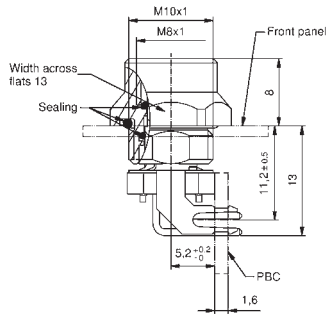
Number of poles	Coding	Rated voltage [V]	Current rating [A]	Installation height [mm]	Description	Part No.
3		50 V AC/ 60 V DC	4	9	SAL-8S-FK3-X9	42-01357
4		50 V AC/ 60 V DC	4	9	SAL-8S-FK4-X9	42-01365
5	B	30	4	9	SAL-8S-FK5-X9	42-01373
8	A	30	1,5	9	SAL-8S-FK8-X9	42-01385

Female connector axial, installation height 13 mm



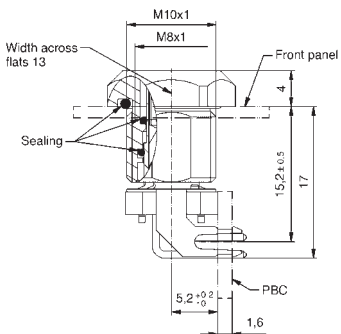
3		50 V AC/ 60 V DC	4	13	SAL-8S-FK3-X13	42-01358
4		50 V AC/ 60 V DC	4	13	SAL-8S-FK4-X13	42-01366
5	B	30	4	13	SAL-8S-FK5-X13	42-01374
8	A	30	1,5	13	SAL-8S-FK8-X13	42-01386

Female connector angled, installation height 11.2 mm



3		50 V AC/ 60 V DC	4	11,2	SAL-8S-FKW3-X11	42-01417
4		50 V AC/ 60 V DC	4	11,2	SAL-8S-FKW4-X11	42-01425

Female connector angled, installation height 15.2 mm

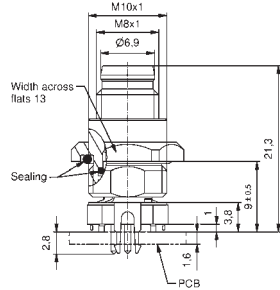


3		50 V AC/ 60 V DC	4	15,2	SAL-8S-FKW3-X15	42-01418
4		50 V AC/ 60 V DC	4	15,2	SAL-8S-FKW4-X15	42-01426

M8x1 SOCKETS

Front panel mounting, dip solder termination, shielded

Male connector axial, installation height 9 mm



Number of poles

Coding

Rated voltage [V]

Current rating [A]

Installation height [mm]

Description

Part No.

3

50 V AC/
60 V DC

4

9

SAL-8S-FS3-X9

42-01361

4

50 V AC/
60 V DC

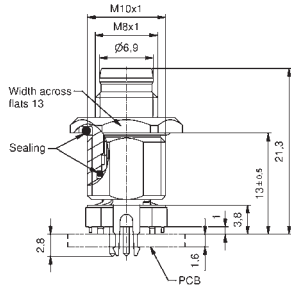
4

9

SAL-8S-FS4-X9

42-01369

Male connector axial, installation height 13 mm



3

50 V AC/
60 V DC

4

13

SAL-8S-FS3-X13

42-01362

4

50 V AC/
60 V DC

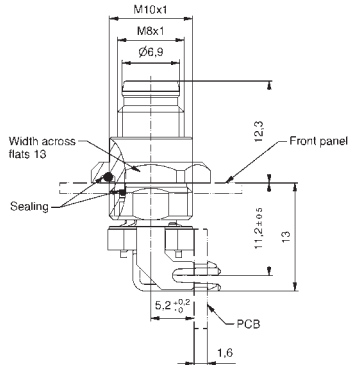
4

13

SAL-8S-FS4-X13

42-01370

Male connector angled, installation height 11.2 mm



3

50 V AC/
60 V DC

4

11,2

SAL-8S-FSW3-X11

42-01421

4

50 V AC/
60 V DC

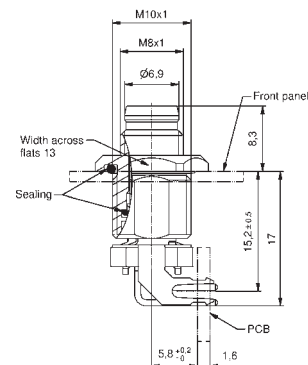
4

11,2

SAL-8S-FSW4-X11

42-01429

Male connector angled, installation height 15.2 mm



3

50 V AC/
60 V DC

4

15,2

SAL-8S-FSW3-X15

42-01422

4

50 V AC/
60 V DC

4

15,2


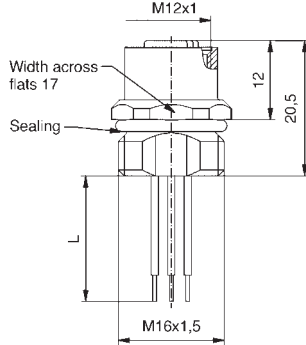

SAL-8S-FSW4-X15

42-01430

M12x1 SOCKETS

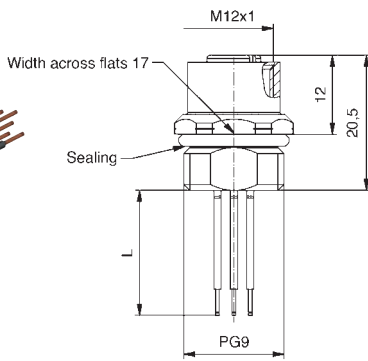

Front panel mounting, wire termination

Female connector, M16x1.5 thread



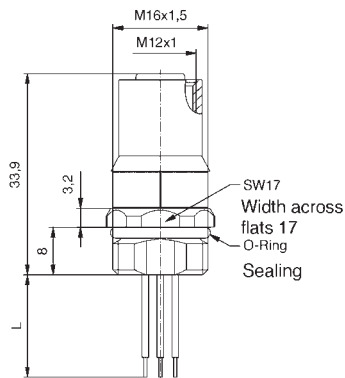

Number of poles	Coding	Rated voltage [V]	Current rating [A]	Wire material	Wire cross section [AWG]	Wire length = L [m]	Description	Part No.
4	A	250	4	PVC	24	0,5	SAL-12-FK4-0,5	43-01000
5	A	60	4	PVC	24	0,5	SAL-12-FK5-0,5	43-01001
5	A	60	4	PVC	24	0,5	SAL-12-FK5.1-0,5	43-01045
8	A	30	2	PVC	24	0,5	SAL-12-FK8-0,5	43-01002
12	A	30	1,5	PVC	26	0,5	SAL-12-FK12-0,5	43-01331

Female connector, PG9 thread



4	A	250	4	PVC	24	0,5	SAL-12-FK4-0,5-9	43-01073
5	A	60	4	PVC	24	0,5	SAL-12-FK5-0,5-9	43-01075
5	A	60	4	PVC	24	0,5	SAL-12-FK5.1-0,5-9	43-01074
8	A	30	2	PVC	24	0,5	SAL-12-FK8-0,5-9	43-01097
12	A	30	1,5	PVC	26	0,5	SAL-12-FK12-0,5-9	43-01345

Female connector with LED, M16x1.5 thread

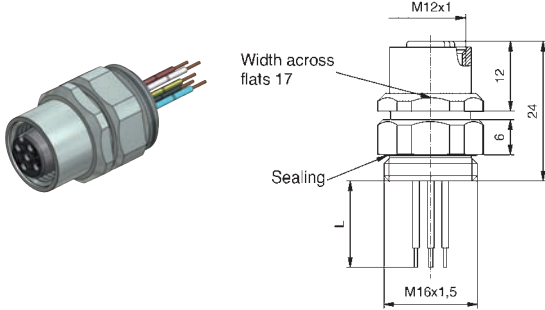


3	A	10-30	4	PVC	22	0,5	SAL-12-FK3-4L-0,5	43-01867
---	---	-------	---	-----	----	-----	-------------------	----------

M12x1 SOCKETS

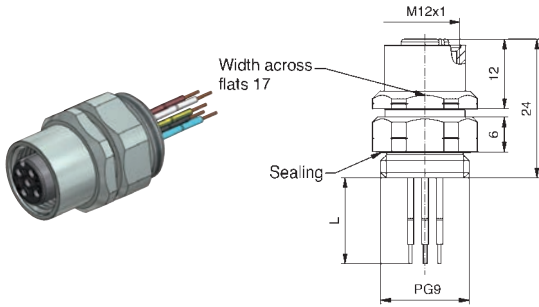
Front panel mounting, wire termination

Female connector positioning possible, M16x1.5 thread



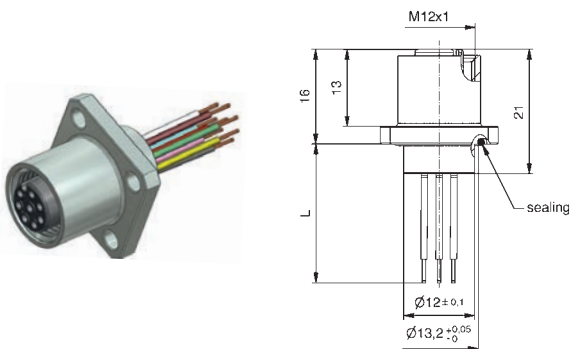
Contact assignment	Number of poles	Coding	Rated voltage [V]	Current rating [A]	Wire material	Wire cross section [AWG]	Wire length = L [m]	Description	Part No.
Pin 1 Pin 2 Pin 3 Pin 4	4	A	250	4	PVC	24	0,5	SAL-12-FKP4-0,5	43-01006
Pin 1 Pin 2 Pin 3 Pin 4 Pin 5	5	A	60	4	PVC	24	0,5	SAL-12-FKP5-0,5	43-01007
Pin 1 Pin 2 Pin 3 Pin 4 Pin 5	5	A	60	4	PVC	24	0,5	SAL-12-FKP5.1-0,5	43-01053
Pin 1 Pin 2 Pin 3 Pin 4 Pin 5 Pin 6 Pin 7 Pin 8	8	A	30	2	PVC	24	0,5	SAL-12-FKP8-0,5	43-01008
Pin 1 Pin 2 Pin 3 Pin 4 Pin 5 Pin 6 Pin 7 Pin 8 Pin 9 Pin 10 Pin 11 Pin 12	12	A	30	1,5	PVC	26	0,5	SAL-12-FKP12-0,5	43-01341

Female connector positioning possible, PG9 thread



Pin 1 Pin 2 Pin 3 Pin 4	4	A	250	4	PVC	24	0,5	SAL-12-FKP4-0,5-9	43-01091
Pin 1 Pin 2 Pin 3 Pin 4 Pin 5	5	A	60	4	PVC	24	0,5	SAL-12-FKP5-0,5-9	43-01093
Pin 1 Pin 2 Pin 3 Pin 4 Pin 5	5	A	60	4	PVC	24	0,5	SAL-12-FKP5.1-0,5-9	43-01092
Pin 1 Pin 2 Pin 3 Pin 4 Pin 5 Pin 6 Pin 7 Pin 8	8	A	30	2	PVC	24	0,5	SAL-12-FKP8-0,5-9	43-01101
Pin 1 Pin 2 Pin 3 Pin 4 Pin 5 Pin 6 Pin 7 Pin 8 Pin 9 Pin 10 Pin 11 Pin 12	12	A	30	1,5	PVC	26	0,5	SAL-12-FKP12-0,5-9	43-01347

Female connector, square flange 20 mm



Pin 1 Pin 2 Pin 3 Pin 4	4	A	250	4	PVC	24	0,5	SAL-12-FKV04-0,5-20	43-02084
Pin 1 Pin 2 Pin 3 Pin 4 Pin 5	5	A	60	4	PVC	24	0,5	SAL-12-FKV05-0,5-20	43-02085
Pin 1 Pin 2 Pin 3 Pin 4 Pin 5	5	A	60	4	PVC	24	0,5	SAL-12-FKV05.1-0,5-20	43-02087
Pin 1 Pin 2 Pin 3 Pin 4 Pin 5 Pin 6 Pin 7 Pin 8	8	A	30	2	PVC	24	0,5	SAL-12-FKV08-0,5-20	43-02086
Pin 1 Pin 2 Pin 3 Pin 4 Pin 5 Pin 6 Pin 7 Pin 8 Pin 9 Pin 10 Pin 11 Pin 12	12	A	30	1,5	PVC	26	0,5	SAL-12-FKV12-0,5-20	43-02088

M12x1 SOCKETS

Front panel mounting, wire termination

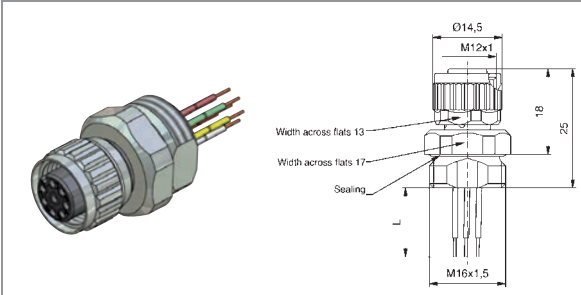
Female connector, coupling nut turnable, M16x1.5 thread

Contact assignment

Number of poles	Coding	Rated voltage [V]	Current rating [A]	Wire material	Wire cross section [AWG]	Wire length = L [m]
4	A	250	4	PVC	24	0,05
5	A	60	4	PVC	24	0,05
8	A	30	2	PVC	24	0,05

Description

Part No.

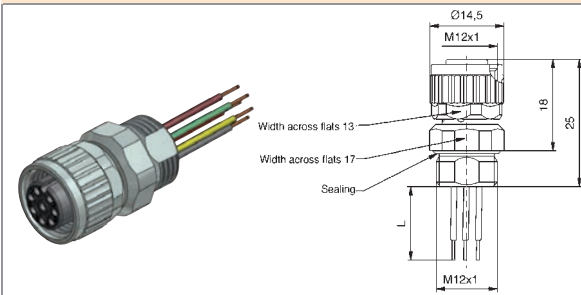


Pin 1	Pin 5
Pin 2	Pin 6
Pin 3	Pin 7
Pin 4	Pin 8

SAL-12-FKD4-0,05
SAL-12-FKD5-0,05
SAL-12-FKD8-0,05

43-01378
43-01381
43-01492

Female connector, coupling nut turnable, M12x1 thread



Pin 1	Pin 5
Pin 2	Pin 6
Pin 3	Pin 7
Pin 4	Pin 8

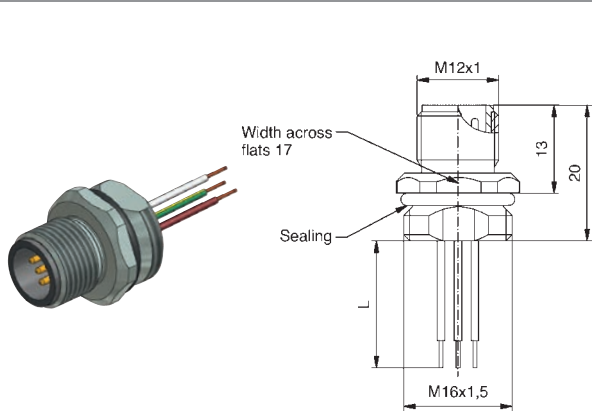
SAL-12-FKD4-0,05-12
SAL-12-FKD5-0,05-12
SAL-12-FKD8-0,05-12

43-01493
43-01494
43-01495

M12x1 SOCKETS

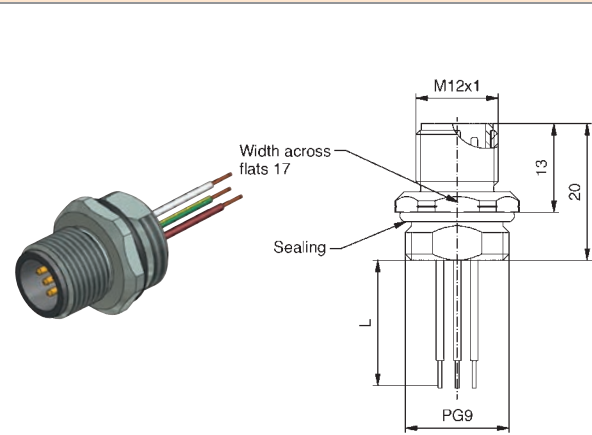
Front panel mounting, wire termination

Male connector, M16x1.5 thread



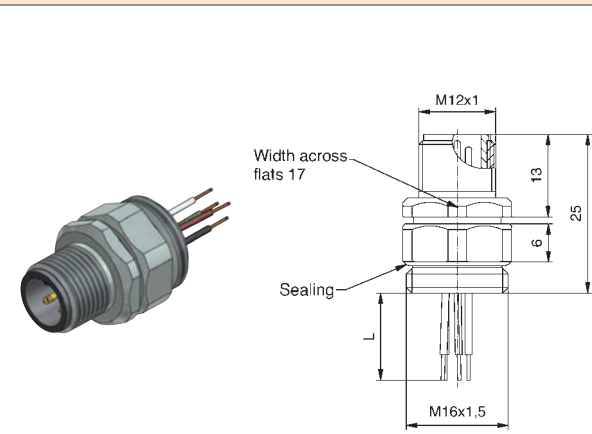
Contact assignment	Number of poles	Coding	Rated voltage [V]	Current rating [A]	Wire material	Wire cross section [AWG]	Wire length = L [m]	Description	Part No.
Pin 1 Pin 2 Pin 3 Pin 4	4	A	250	4	PVC	24	0,5	SAL-12-FS4-0,5	43-01009
Pin 1 Pin 2 Pin 3 Pin 4 Pin 5	5	A	60	4	PVC	24	0,5	SAL-12-FS5-0,5	43-01010
Pin 1 Pin 2 Pin 3 Pin 4 Pin 5	5	A	60	4	PVC	24	0,5	SAL-12-FS5.1-0,5	43-01049
Pin 1 Pin 2 Pin 3 Pin 4 Pin 5 Pin 6 Pin 7 Pin 8	8	A	30	2	PVC	24	0,5	SAL-12-FS8-0,5	43-01011
Pin 1 Pin 2 Pin 3 Pin 4 Pin 5 Pin 6 Pin 7 Pin 8 Pin 9 Pin 10 Pin 11 Pin 12	12	A	30	1,5	PVC	26	0,5	SAL-12-FS12-0,5	43-01330

Male connector, PG9 thread



Pin 1 Pin 2 Pin 3 Pin 4	4	A	250	4	PVC	24	0,5	SAL-12-FS4-0,5-9	43-01082
Pin 1 Pin 2 Pin 3 Pin 4 Pin 5	5	A	60	4	PVC	24	0,5	SAL-12-FS5-0,5-9	43-01084
Pin 1 Pin 2 Pin 3 Pin 4 Pin 5	5	A	60	4	PVC	24	0,5	SAL-12-FS5.1-0,5-9	43-01083
Pin 1 Pin 2 Pin 3 Pin 4 Pin 5 Pin 6 Pin 7 Pin 8	8	A	30	2	PVC	24	0,5	SAL-12-FS8-0,5-9	43-01099
Pin 1 Pin 2 Pin 3 Pin 4 Pin 5 Pin 6 Pin 7 Pin 8 Pin 9 Pin 10 Pin 11 Pin 12	12	A	30	1,5	PVC	26	0,5	SAL-12-FS12-0,5-9	43-01346

Male connector positioning possible, M16x1.5 thread

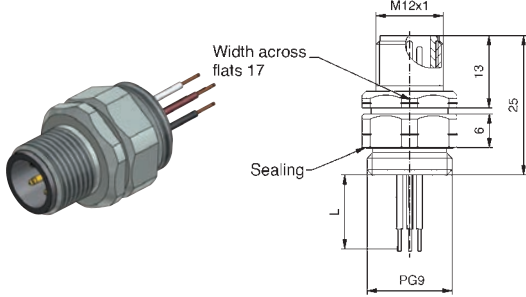


Pin 1 Pin 2 Pin 3 Pin 4	4	A	250	4	PVC	24	0,5	SAL-12-FSP4-0,5	43-01015
Pin 1 Pin 2 Pin 3 Pin 4 Pin 5	5	A	60	4	PVC	24	0,5	SAL-12-FSP5-0,5	43-01016
Pin 1 Pin 2 Pin 3 Pin 4 Pin 5	5	A	60	4	PVC	24	0,5	SAL-12-FSP5.1-0,5	43-01054
Pin 1 Pin 2 Pin 3 Pin 4 Pin 5 Pin 6 Pin 7 Pin 8	8	A	30	2	PVC	24	0,5	SAL-12-FSP8-0,5	43-01017
Pin 1 Pin 2 Pin 3 Pin 4 Pin 5 Pin 6 Pin 7 Pin 8 Pin 9 Pin 10 Pin 11 Pin 12	12	A	30	1,5	PVC	26	0,5	SAL-12-FSP12-0,5	43-01342

M12x1 SOCKETS

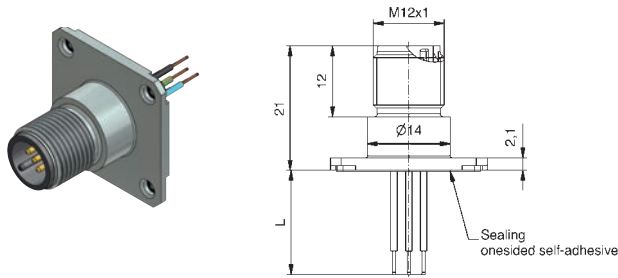
Front panel mounting, wire termination

Male connector positioning possible, PG9 thread



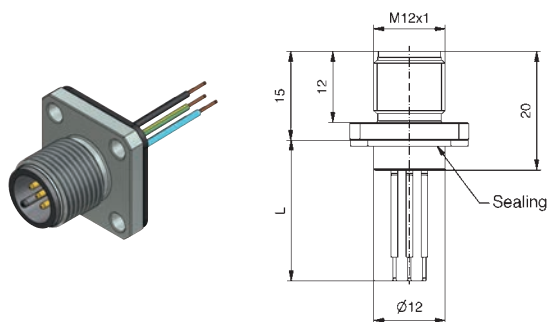
Contact assignment	Number of poles	Coding	Rated voltage [V]	Current rating [A]	Wire material	Wire cross section [AWG]	Wire length = L [m]	Description	Part No.
Pin 1 Pin 2 Pin 3 Pin 4	4	A	250	4	PVC	24	0,5	SAL-12-FSP4-0,5-9	43-01094
Pin 1 Pin 2 Pin 3 Pin 4 Pin 5	5	A	60	4	PVC	24	0,5	SAL-12-FSP5-0,5-9	43-01096
Pin 1 Pin 2 Pin 3 Pin 4 Pin 5	5	A	60	4	PVC	24	0,5	SAL-12-FSP5.1-0,5-9	43-01095
Pin 1 Pin 2 Pin 3 Pin 4 Pin 5 Pin 6 Pin 7 Pin 8	8	A	30	2	PVC	24	0,5	SAL-12-FSP8-0,5-9	43-01102
Pin 1 Pin 2 Pin 3 Pin 4 Pin 5 Pin 6 Pin 7 Pin 8 Pin 9 Pin 10 Pin 11 Pin 12	12	A	30	1,5	PVC	26	0,5	SAL-12-FSP12-0,5-9	43-01348

Male connector, square flange 26 mm



Pin 1 Pin 2 Pin 3 Pin 4	4	A	250	4	PVC	24	0,5	SAL-12-FSV4-0,5-26	43-01351
Pin 1 Pin 2 Pin 3 Pin 4 Pin 5	5	A	60	4	PVC	24	0,5	SAL-12-FSV5-0,5-26	43-01352
Pin 1 Pin 2 Pin 3 Pin 4 Pin 5 Pin 6 Pin 7 Pin 8	8	A	30	2	PVC	24	0,5	SAL-12-FSV8-0,5-26	43-01353
Pin 1 Pin 2 Pin 3 Pin 4 Pin 5 Pin 6 Pin 7 Pin 8 Pin 9 Pin 10 Pin 11 Pin 12	12	A	30	1,5	PVC	26	0,5	SAL-12-FSV12-0,5-26	43-01354

Male connector, square flange 20 mm

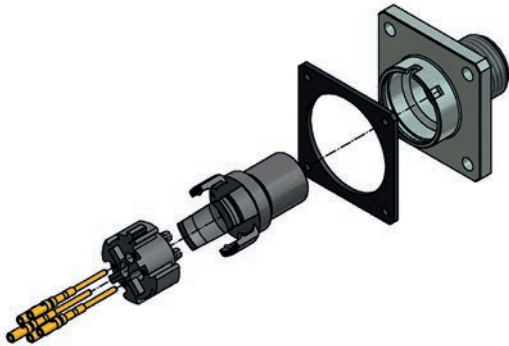
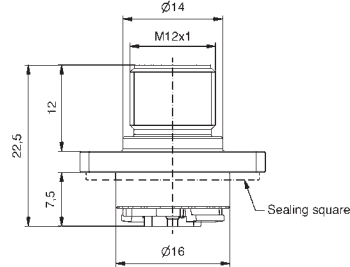


Pin 1 Pin 2 Pin 3 Pin 4	4	A	250	4	PVC	24	0,5	SAL-12-FSV4-0,5-20	43-01355
Pin 1 Pin 2 Pin 3 Pin 4 Pin 5	5	A	60	4	PVC	24	0,5	SAL-12-FSV5-0,5-20	43-01356
Pin 1 Pin 2 Pin 3 Pin 4 Pin 5 Pin 6 Pin 7 Pin 8	8	A	30	2	PVC	24	0,5	SAL-12-FSV8-0,5-20	43-01357
Pin 1 Pin 2 Pin 3 Pin 4 Pin 5 Pin 6 Pin 7 Pin 8 Pin 9 Pin 10 Pin 11 Pin 12	12	A	30	1,5	PVC	26	0,5	SAL-12-FSV12-0,5-20	43-01358

M12x1 SOCKETS FIELD ATTACHABLE

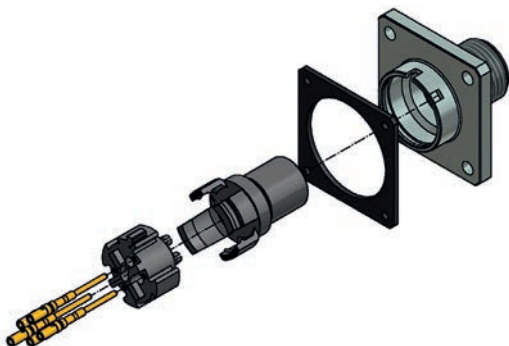
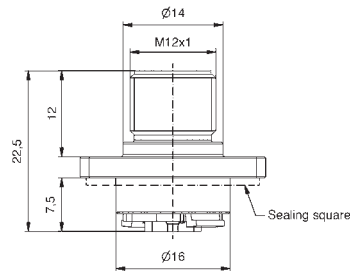
Front panel mounting, wire termination

Male connector, square flange 26 mm, IP67/IP20



Number of poles	Coding	Rated voltage [V]	Current rating [A]	Wire cross section [AWG]	Degree of protection	Description	Part No.
4	A	250	4	AWG22 up to max. AWG20	IP 67 *	SAL-12-FSVC4-26	43-02690
5	A	60	4	AWG22 up to max. AWG20	IP 67 *	SAL-12-FSVC5-26	43-02611
5	A	60	4	AWG22 up to max. AWG20	IP 67 *	SAL-12-FSVC5.1-26	43-02631
8	A	30	2	AWG24 up to max. AWG22	IP 67 *	SAL-12-FSVC8-26	43-02612

Male connector, square flange 26 mm, IP67/IP65



4	A	250	4	AWG22 up to max. AWG20	IP65/ IP67 **	SAL-12-FSVC4-26/ A1065	43-02743
5	A	60	4	AWG22 up to max. AWG20	IP65/ IP67 **	SAL-12-FSVC5-26/ A1065	43-02744
5	A	60	4	AWG22 up to max. AWG20	IP65/ IP67 **	SAL-12-FSVC5.1- 26/A1065	43-02745
8	A	30	2	AWG24 up to max. AWG22	IP65/ IP67 **	SAL-12-FSVC8-26/ A1065	43-02746

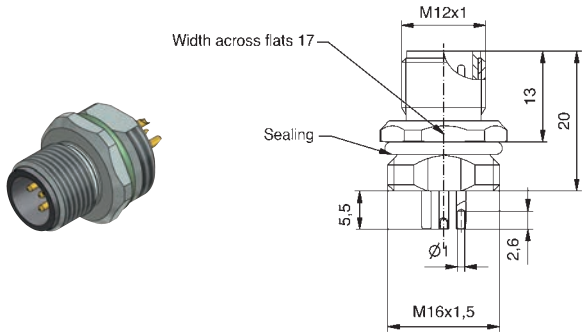
* in mated condition

** in unmated condition IP65; in mated condition IP67

M12x1 SOCKETS

Front panel mounting, solder termination/solder cup

Male connector, M16x1.5 thread



Number of poles

Coding

Rated voltage [V]

Current rating [A]

Description

Part No.

4

A

250

4

SAL-12-FS4-L

43-02294

5

A

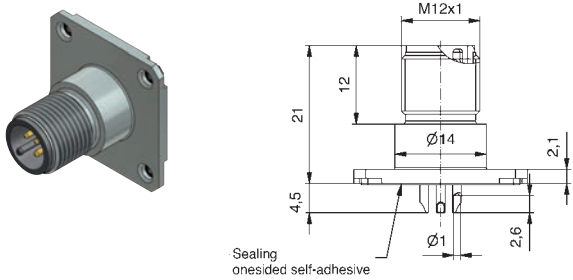
60

4

SAL-12-FS5.1-L

43-02295

Male connector, square flange 26 mm



4

A

250

4

SAL-12-FSV4L-26

43-02303

5

A

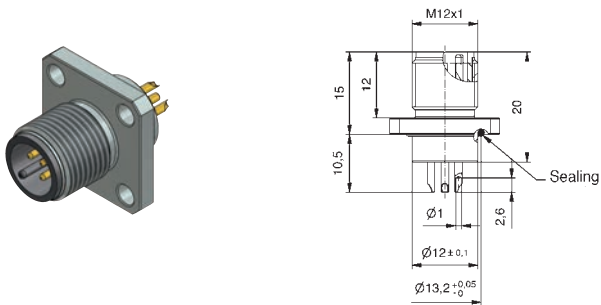
60

4

SAL-12-FSV5.1-L-26

43-02304

Male connector, square flange 20 mm



4

A

250

4

SAL-12-FSV04-L-20

43-02300

5

A

60

4

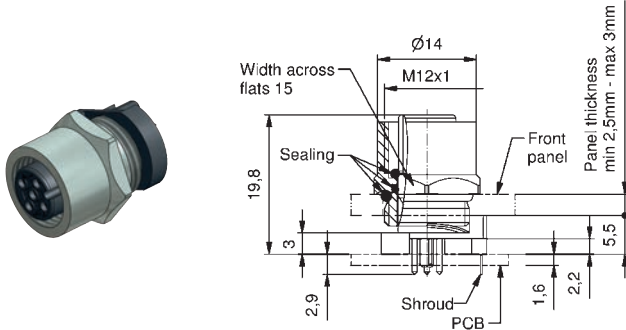
SAL-2-FSV05.1-L-20

43-02301

M12x1 SOCKETS

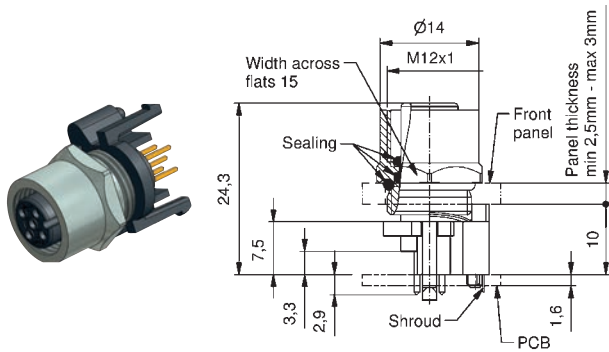
Front panel mounting, dip solder termination

Two-piece female connector, direct circuit board termination, installation height 5.5 mm



Number of poles	Coding	Rated voltage [V]	Current rating [A]	Installation height [mm]	Description	Part No.
4	A	250	4	5,5	SAL-12-FK4-X5,5	43-01178
4	A	250	4	5,5	SAL-12S-FK4-X5,5	43-01179 with shroud
5	A	60	4	5,5	SAL-12-FK5-X5,5	43-01180
5	A	60	4	5,5	SAL-12S-FK5-X5,5	43-01181 with shroud

Two-piece female connector, direct circuit board termination, installation height 10 mm


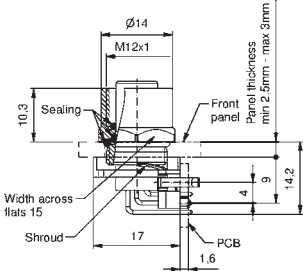

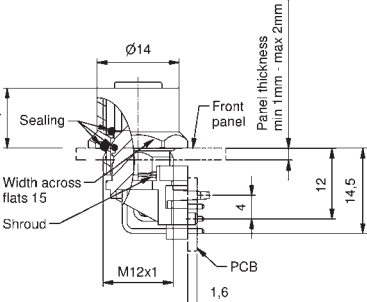

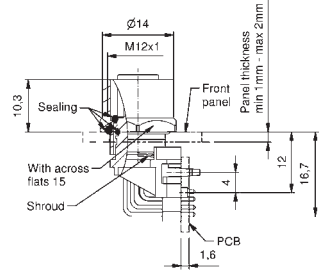


4	A	250	4	10	SAL-12-FK4-X10	43-01162
4	A	250	4	10	SAL-12S-FK4-X10	43-01163 with shroud
5	A	60	4	10	SAL-12-FK5-X10	43-01164
5	A	60	4	10	SAL-12S-FK5-X10	43-01165 with shroud
8	A	30	2	10	SAL-12-FK8-X10	43-01329
8	A	30	2	10	SAL-12S-FK8-X10	43-01332 with shroud

M12x1 SOCKETS

Front panel mounting, dip solder termination

Two-piece female connector, angled, direct circuit board termination

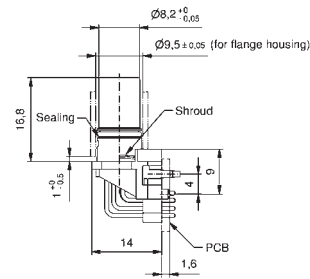
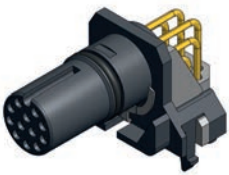
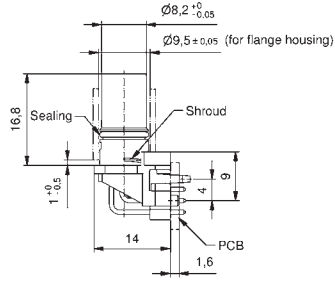

		Number of poles	Coding	Rated voltage [V]	Current rating [A]	Description	Part No.
		4	A	250	4	SAL-12-FKW4	43-01200
		4	A	250	4	SAL-12S-FKW4	43-01201 with shroud
		5	A	60	4	SAL-12-FKW5	43-01202
		5	A	60	4	SAL-12S-FKW5	43-01203 with shroud
		8	A	30	2	SAL-12-FKW8	43-02638
		8	A	30	2	SAL-12S-FKW8	43-02639 with shroud
		12	A	30	1,5	SAL-12-FKW12	43-02640
		12	A	30	1,5	SAL-12S-FKW12	43-02641 with shroud

M12x1 SOCKETS

Insulation body, dip solder termination

Female connector

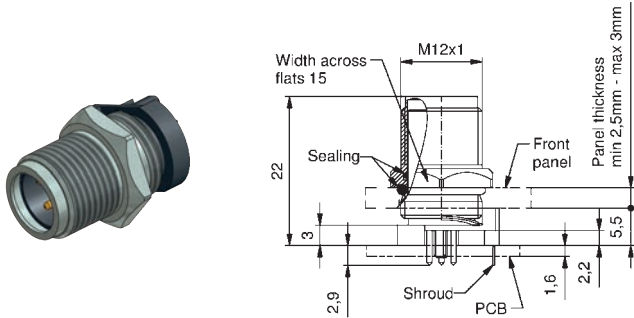
Number of poles	Coding	Rated voltage [V]	Current rating [A]	Description	Part No.
8	A	30	2	SAL-12-IKW8	43-02796
8	A	30	2	SAL-12S-IKW8	43-02797 with shroud
12	A	30	1,5	SAL-12-IKW12	43-02798
12	A	30	1,5	SAL-12S-IKW12	43-02799 with shroud



M12x1 SOCKETS

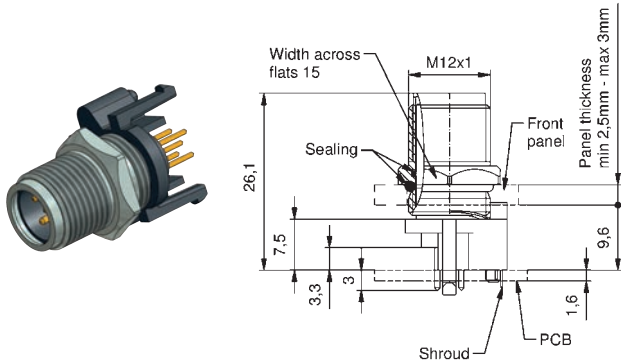
Front panel mounting, dip solder termination

Two-piece male connector, direct circuit board termination, installation height 5.5 mm



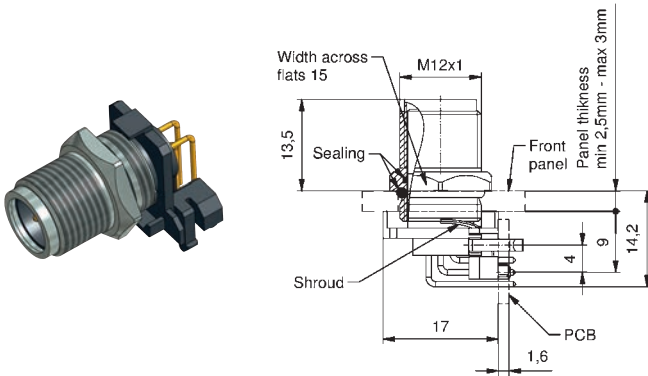
Number of poles	Coding	Current rating [A]	Current rating [A]	Installation height [mm]	Description	Part No.
4	A	250	4	5,5	SAL-12-FS4-X5,5	43-01182
4	A	250	4	5,5	SAL-12S-FS4-X5,5	43-01183 with shroud
5	A	60	4	5,5	SAL-12-FS5.1-X5,5	43-01184
5	A	60	4	5,5	SAL-12S-FS5.1-X5,5	43-01185 with shroud

Two-piece male connector, direct circuit board termination, installation height 10 mm



4	A	250	4	10	SAL-12-FS4-X10	43-01166
4	A	250	4	10	SAL-12S-FS4-X10	43-01167 with shroud
5	A	60	4	10	SAL-12-FS5.1-X10	43-01168
5	A	60	4	10	SAL-12S-FS5.1-X10	43-01169 with shroud

Two-piece male connector, angled, direct circuit board termination



4	A	250	4		SAL-12-FSW4	43-01208
4	A	250	4		SAL-12S-FSW4	43-01209 with shroud
5	A	60	4		SAL-12-FSW5.1	43-01210
5	A	60	4		SAL-12S-FSW5.1	43-01211 with shroud

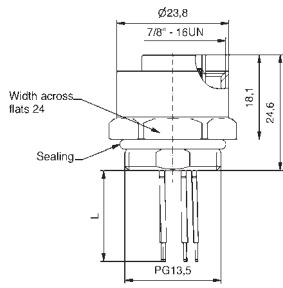

7/8" SOCKETS

Front panel mounting, wire termination, AWG 18

Female connector, PG13.5 thread, AWG 18

Contact assignment

Number of poles	Coding	Rated voltage [V]	Current rating [A]	Wire material	Wire section [AWG]	Wire length = L [m]	Description	Part No.
2+PE	A	300	8	PVC	18	0,5	SAL-7/8-FK2PE-0,5	41-40006
4	A	300	8	PVC	18	0,5	SAL-7/8-FK4-0,5	41-40007
4+PE	A	300	8	PVC	18	0,5	SAL-7/8-FK4PE-0,5	41-40008



PE
Pin 2
Pin 3

Pin 1
Pin 2
Pin 3
Pin 4

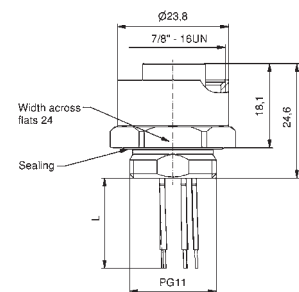

Pin 1
Pin 2
PE
Pin 4
Pin 5

Female connector, PG11 thread, AWG 18

PE
Pin 2
Pin 3

Pin 1
Pin 2
Pin 3
Pin 4

Pin 1
Pin 2
PE
Pin 4
Pin 5

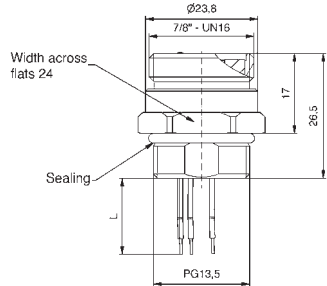



Male connector, PG13.5 thread, AWG 18

PE
Pin 2
Pin 3

Pin 1
Pin 2
Pin 3
Pin 4

Pin 1
Pin 2
PE
Pin 4
Pin 5

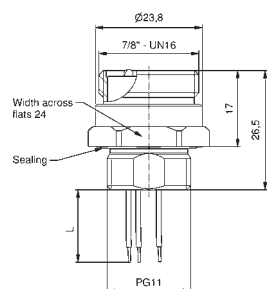



Male connector, PG11 thread, AWG 18

PE
Pin 2
Pin 3

Pin 1
Pin 2
Pin 3
Pin 4

Pin 1
Pin 2
PE
Pin 4
Pin 5



7/8" SOCKETS

Front panel mounting, wire termination, AWG 16


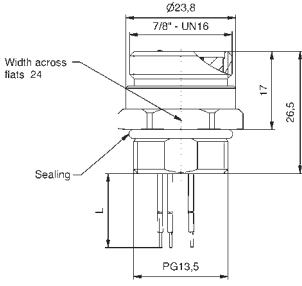












Female connector, PG13.5 thread, AWG 16

Contact assignment


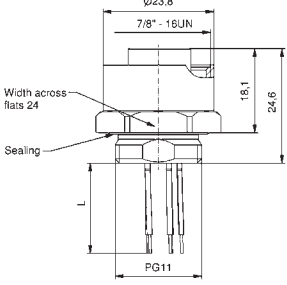












Number of poles	Coding	Rated voltage [V]	Current rating [A]	Wire material	Wire cross section [AWG]	Wire length = L [m]
-----------------	--------	-------------------	--------------------	---------------	--------------------------	---------------------

Description


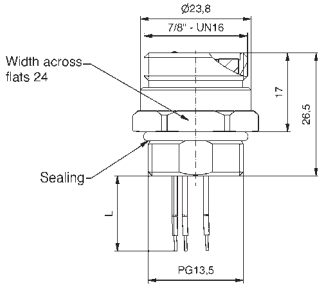












Part No.

 	PE  Pin 2  Pin 3 	2+PE	A	300	12	PVC	16	0,5	SAL-7/8-FK2PE-0,5/150	41-40015
	Pin 1  Pin 2  Pin 3  Pin 4 	4	A	300	12	PVC	16	0,5	SAL-7/8-FK4-0,5/150	41-40016
	Pin 1  Pin 2  PE  Pin 4  Pin 5 	4+PE	A	300	12	PVC	16	0,5	SAL-7/8-FK4PE-0,5/150	41-40017


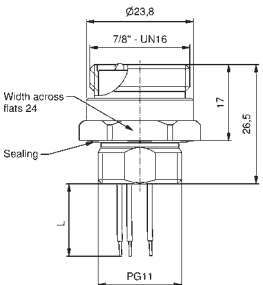












Female connector, PG11 thread, AWG 16

 	PE  Pin 2  Pin 3 	2+PE	A	300	12	PVC	16	0,5	SAL-7/8-FK2PE-0,5/150-11	41-40039
	Pin 1  Pin 2  Pin 3  Pin 4 	4	A	300	12	PVC	16	0,5	SAL-7/8-FK4-0,5/150-11	41-40040
	Pin 1  Pin 2  PE  Pin 4  Pin 5 	4+PE	A	300	12	PVC	16	0,5	SAL-7/8-FK4PE-0,5/150-11	41-40041

Male connector, PG13.5 thread, AWG 16

 	PE  Pin 2  Pin 3 	2+PE	A	300	12	PVC	16	0,5	SAL-7/8-FS2PE-0,5/150	41-40009
	Pin 1  Pin 2  Pin 3  Pin 4 	4	A	300	12	PVC	16	0,5	SAL-7/8-FS4-0,5/150	41-40010
	Pin 1  Pin 2  PE  Pin 4  Pin 5 	4+PE	A	300	12	PVC	16	0,5	SAL-7/8-FS4PE-0,5/150	41-40011

Male connector, PG11 thread, AWG 16

 	PE  Pin 2  Pin 3 	2+PE	A	300	12	PVC	16	0,5	SAL-7/8-FS2PE-0,5/150-11	41-40033
	Pin 1  Pin 2  Pin 3  Pin 4 	4	A	300	12	PVC	16	0,5	SAL-7/8-FS4-0,5/150-11	41-40034
	Pin 1  Pin 2  PE  Pin 4  Pin 5 	4+PE	A	300	12	PVC	16	0,5	SAL-7/8-FS4PE-0,5/150-11	41-40035

7/8" SOCKETS

Front panel mounting, wire termination, AWG 14


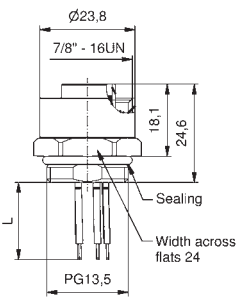








Female connector, PG13.5 thread, AWG 14

Contact assignment


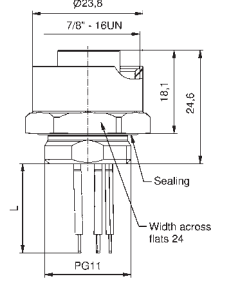








Number of poles	Coding	Rated voltage [V]	Current rating [A]	Wire material	Wire cross section [AWG]	Wire length = L [m]
-----------------	--------	-------------------	--------------------	---------------	--------------------------	---------------------

Description


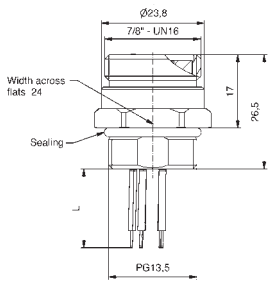








Part No.

 	PE  Pin 2  Pin 3 	2+PE	A	300	16	PVC	14	0,5	SAL-7/8-FK2PE-0,5/250	41-40115
	Pin 1  Pin 2  PE  Pin 4  Pin 5 	4+PE	A	300	16	PVC	14	0,5	SAL-7/8-FK4PE-0,5/250	41-40116


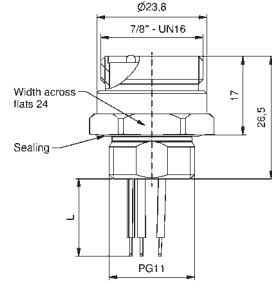








Female connector, PG11 thread, AWG 14

 	PE  Pin 2  Pin 3 	2+PE	A	300	16	PVC	14	0,5	SAL-7/8-FK2PE-0,5/250-11	41-40117
	Pin 1  Pin 2  PE  Pin 4  Pin 5 	4+PE	A	300	16	PVC	14	0,5	SAL-7/8-FK4PE-0,5/250-11	41-40118

Male connector, PG13.5 thread, AWG 14

 	PE  Pin 2  Pin 3 	2+PE	A	300	16	PVC	14	0,5	SAL-7/8-FS2PE-0,5/250	41-40119
	Pin 1  Pin 2  PE  Pin 4  Pin 5 	4+PE	A	300	16	PVC	14	0,5	SAL-7/8-FS4PE-0,5/250	41-40120

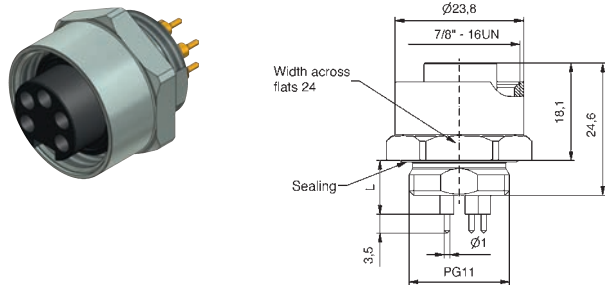
Male connector, PG11 thread, AWG 14

 	PE  Pin 2  Pin 3 	2+PE	A	300	16	PVC	14	0,5	SAL-7/8-FS2PE-0,5/250-11	41-40121
	Pin 1  Pin 2  PE  Pin 4  Pin 5 	4+PE	A	300	16	PVC	14	0,5	SAL-7/8-FS4PE-0,5/250-11	41-40122

7/8" SOCKETS

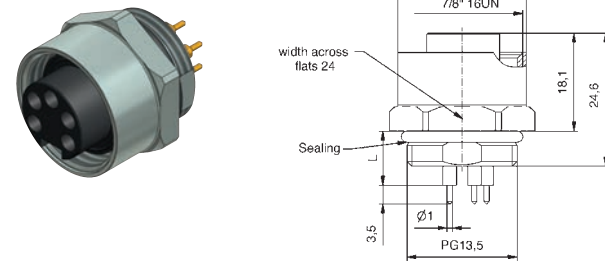
Front panel mounting, dip solder termination

Female connector, direct circuit board termination, PG11 thread



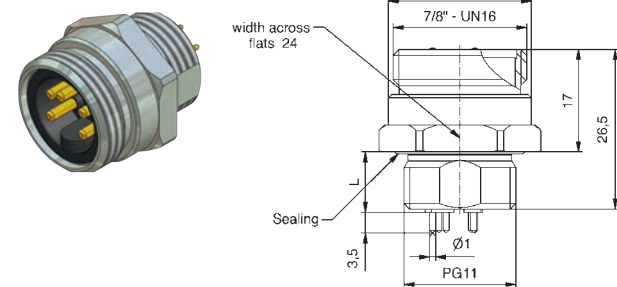
Number of poles	Coding	Rated voltage [V]	Current rating [A]	Installation height [mm]	Description	Part No.
2+PE	A	300	12	10	SAL-7/8-FK2PE-P10-11	41-40045
4	A	300	12	10	SAL-7/8-FK4-P10-11	41-40046
4+PE	A	300	12	10	SAL-7/8-FK4PE-P10-11	41-40047

Female connector, direct circuit board termination, PG13.5 thread



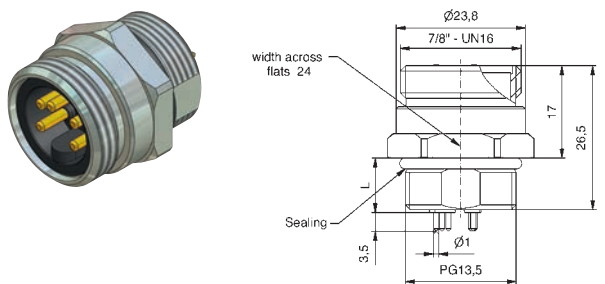
2+PE	A	300	12	10	SAL-7/8-FK2PE-P10	41-40021
4	A	300	12	10	SAL-7/8-FK4-P10	41-40022
4+PE	A	300	12	10	SAL-7/8-FK4PE-P10	41-40023

Male connector, direct circuit board termination, PG11 thread



2+PE	A	300	12	10	SAL-7/8-FS2PE-P10-11	41-40042
4	A	300	12	10	SAL-7/8-FS4-P10-11	41-40043
4+PE	A	300	12	10	SAL-7/8-FS4PE-P10-11	41-40044

Male connector, direct circuit board termination, PG13.5 thread


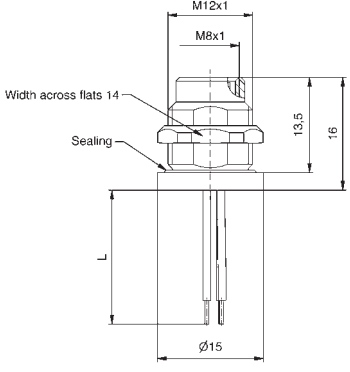






















2+PE	A	300	12	10	SAL-7/8-FS2PE-P10	41-40018
4	A	300	12	10	SAL-7/8-FS4-P10	41-40019
4+PE	A	300	12	10	SAL-7/8-FS4PE-P10	41-40020


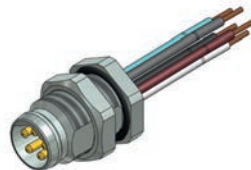

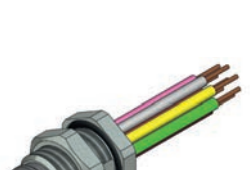

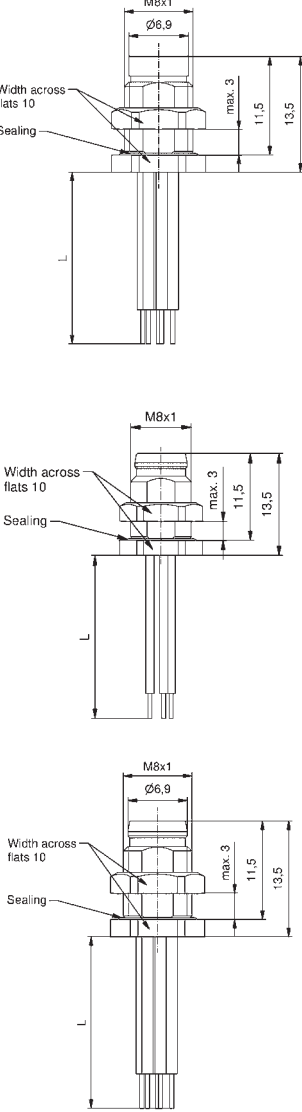




























M8x1 SOCKETS

Back panel mounting, wire termination

Female connector, M12x1 thread

	Contact assignment	Number of poles	Coding	Rated voltage [V]	Current rating [A]	Wire material	Wire cross section [AWG]	Wire length = L [m]	Description	Part No.
 	Pin 1  Pin 3  Pin 4 	3		50 V AC/ 60 V DC	3	PVC	24	0,2	SAL-8-FKH3-0,2	42-01147
	Pin 1  Pin 2  Pin 3  Pin 4 	4		50 V AC/ 60 V DC	3	PVC	24	0,2	SAL-8-FKH4-0,2	42-01148
	Pin 1  Pin 2  Pin 3  Pin 4  Pin 5 	5	B	30	3	PVC	24	0,2	SAL-8B-FKH5.1-0,2	42-01149
	Pin 1  Pin 2  Pin 3  Pin 4  Pin 5  Pin 6  Pin 7  Pin 8 	8	A	30	1,5	PVC	26	0,2	SAL-8-FKH8-0,2	42-01150

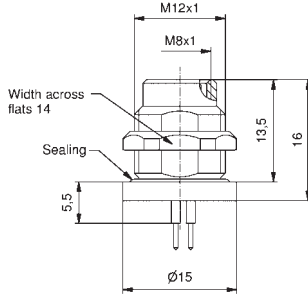
Male connector, M8x1 thread

    		Pin 1  Pin 3  Pin 4 	3		50 V AC/ 60 V DC	3	PVC	24	0,2	SAL-8-FSH3-0,2	42-01034
		Pin 1  Pin 2  Pin 3  Pin 4 	4		50 V AC/ 60 V DC	3	PVC	24	0,2	SAL-8-FSH4-0,2	42-01035
		Pin 1  Pin 2  Pin 3  Pin 4  Pin 5 	5	B	30	3	PVC	24	0,2	SAL-8B-FSH5.1-0,2	42-01102
		Pin 1  Pin 2  Pin 3  Pin 4  Pin 5  Pin 6  Pin 7  Pin 8 	8	A	30	1,5	PVC	26	0,2	SAL-8-FSH8-0,2	42-01167
		Pin 1  Pin 2  Pin 3  Pin 4  Pin 5  Pin 6  Pin 7  Pin 8 	8	A	30	1,5	PVC	26	0,2	SAL-8-FSHU8-0,2	42-01166

M8x1 SOCKETS

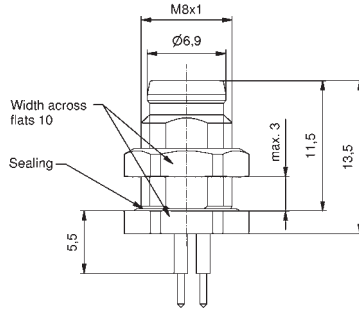

Back panel mounting, dip solder termination

Female connector, M12x1 thread



Number of poles	Coding	Rated voltage [V]	Current rating [A]	Installation height [mm]	Description	Part No.
3		50 V AC/ 60 V DC	3	5,5	SAL-8-FKH3-P5,5	42-01143
4		50 V AC/ 60 V DC	3	5,5	SAL-8-FKH4-P5,5	42-01144
5	B	30	3	5,5	SAL-8B-FKH5-P5,5	42-01145
8	A	30	1,5	5,5	SAL-8-FKH8-P5,5	42-01146

Male connector, M8x1 thread

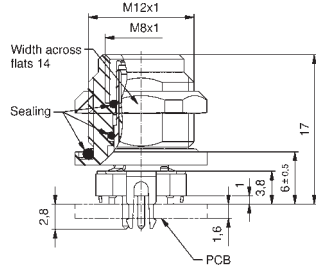


3		50 V AC/ 60 V DC	3	5,5	SAL-8-FSH3-P5,5	42-01107
4		50 V AC/ 60 V DC	3	5,5	SAL-8-FSH4-P5,5	42-01108
5	B	30	3	5,5	SAL-8B-FSH5.1-P5,5	42-01114
8	A	30	1,5	5,5	SAL-8-FS8-P5,5	42-01163
8	A	30	1,5	5,5	SAL-8-FS8U-P5,5	42-01162

M8x1 SOCKETS

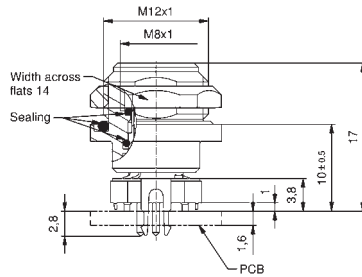
Back panel mounting, dip solder termination, shielded

Female connector axial, installation height 6 mm



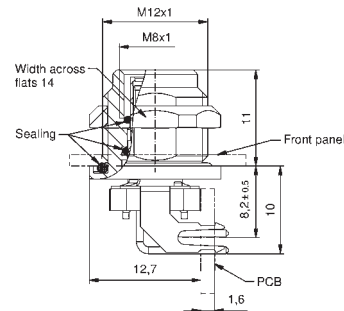
Number of poles	Coding	Rated voltage [V]	Current rating [A]	Installation height [mm]	Description	Part No.
3		50 V AC/ 60 V DC	4	6	SAL-8S-FKH3-X6	42-01359
4		50 V AC/ 60 V DC	4	6	SAL-8S-FKH4-X6	42-01367
5	B	30	4	6	SAL-8BS-FKH5-X6	42-01375
8	A	30	1,5	6	SAL-8S-FKH8-X6	42-01387

Female connector axial, installation height 10 mm



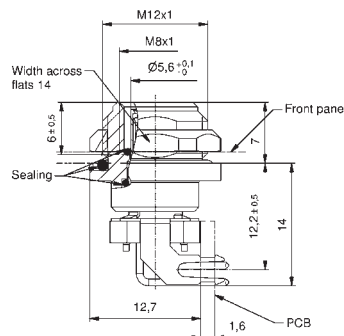
3		50 V AC/ 60 V DC	4	10	SAL-8S-FKH3-X10	42-01360
4		50 V AC/ 60 V DC	4	10	SAL-8S-FKH4-X10	42-01368
5	B	30	4	10	SAL-8BS-FKH5-X10	42-01376
8	A	30	1,5	10	SAL-8S-FKH8-X10	42-01388

Female connector angled, installation height 8.2 mm



3		50 V AC/ 60 V DC	4	8,2	SAL-8S-FKHW3-X8	42-01419
4		50 V AC/ 60 V DC	4	8,2	SAL-8S-FKHW4-X8	42-01427

Female connector angled, installation height 12.2 mm

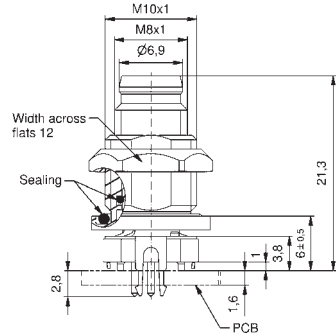


3		50 V AC/ 60 V DC	4	12,2	SAL-8S-FKHW3-X12	42-01420
4		50 V AC/ 60 V DC	4	12,2	SAL-8S-FKHW4-X12	42-01428

M8x1 SOCKETS

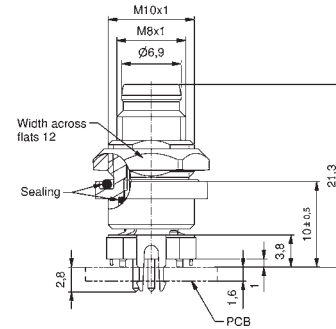
Back panel mounting, dip solder termination, shielded

Male connector axial , installation height 6 mm



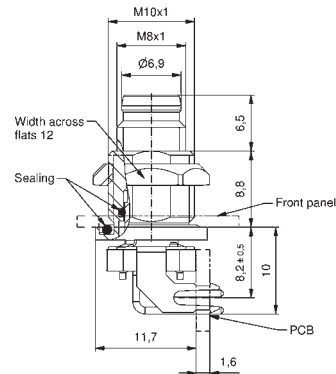
Number of poles	Coding	Rated voltage [V]	Current rating [A]	Installation height [mm]	Description	Part No.
3		50 V AC/ 60 V DC	4	6	SAL-8S-FSH3-X6	42-01363
4		50 V AC/ 60 V DC	4	6	SAL-8S-FSH4-X6	42-01371
5	B	30	4	6	SAL-8BS-FSH5.1-X6	42-01379
8	A	30	1,5	6	SAL-8S-FSH8-X6	42-01383

Male connector axial, installation height 10 mm



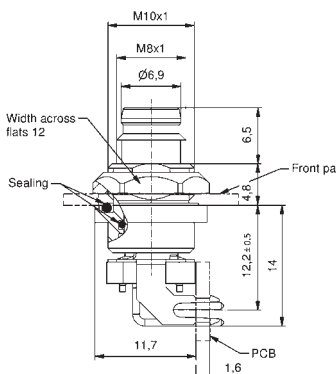
3		50 V AC/ 60 V DC	4	10	SAL-8S-FSH3-X10	42-01364
4		50 V AC/ 60 V DC	4	10	SAL-8S-FSH4-X10	42-01372
5	B	30	4	10	SAL-8BS-FSH5.1-X10	42-01380
8	A	30	1,5	10	SAL-8S-FSH8-X10	42-01384

Male connector angled, installation height 8.2 mm



3		50 V AC/ 60 V DC	4	8,2	SAL-8S-FSHW3-X8	42-01423
4		50 V AC/ 60 V DC	4	8,2	SAL-8S-FSHW4-X8	42-01431

Male connector angled, installation height 12.2 mm

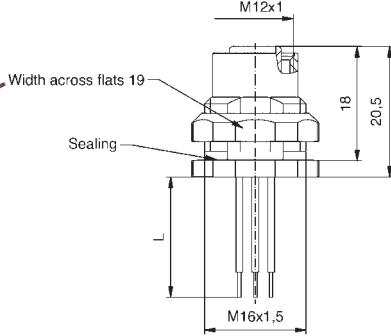



3		50 V AC/ 60 V DC	4	12,2	SAL-8S-FSHW3-X12	42-01424
4		50 V AC/ 60 V DC	4	12,2	SAL-8S-FSHW4-X12	42-01432

M12x1 SOCKETS

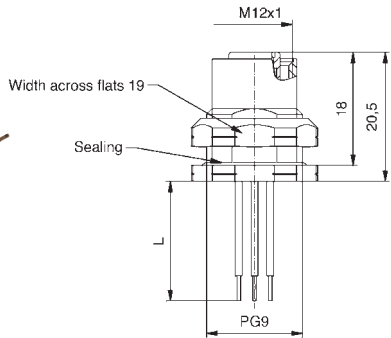

Back panel mounting, wire termination

Female connector, M16x1.5 thread



Contact assignment	Number of poles	Coding	Rated voltage [V]	Current rating [A]	Wire material	Wire cross section [AWG]	Wire length = L [m]	Description	Part No.
Pin 1 Pin 2 Pin 3 Pin 4	4	A	250	4	PVC	24	0,5	SAL-12-FKH4-0,5	43-01003
Pin 1 Pin 2 Pin 3 Pin 4 Pin 5	5	A	60	4	PVC	24	0,5	SAL-12-FKH5-0,5	43-01004
Pin 1 Pin 2 Pin 3 Pin 4 Pin 5	5	A	60	4	PVC	24	0,5	SAL-12-FKH5.1-0,5	43-01048
Pin 1 Pin 2 Pin 3 Pin 4 Pin 5 Pin 6 Pin 7 Pin 8	8	A	30	2	PVC	24	0,5	SAL-12-FKH8-0,5	43-01005
Pin 1 Pin 2 Pin 3 Pin 4 Pin 5 Pin 6 Pin 7 Pin 8 Pin 9 Pin 10 Pin 11 Pin 12	12	A	30	1,5	PVC	26	0,5	SAL-12-FKH12-0,5	43-01343

Female connector, PG9 thread

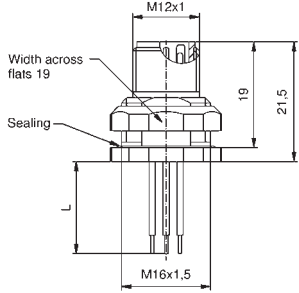





































Pin 1 Pin 2 Pin 3 Pin 4	4	A	250	4	PVC	24	0,5	SAL-12-FKH4-0,5-9	43-01079
Pin 1 Pin 2 Pin 3 Pin 4 Pin 5	5	A	60	4	PVC	24	0,5	SAL-12-FKH5-0,5-9	43-01081
Pin 1 Pin 2 Pin 3 Pin 4 Pin 5	5	A	60	4	PVC	24	0,5	SAL-12-FKH5.1-0,5-9	43-01080
Pin 1 Pin 2 Pin 3 Pin 4 Pin 5 Pin 6 Pin 7 Pin 8	8	A	30	2	PVC	24	0,5	SAL-12-FKH8-0,5-9	43-01098
Pin 1 Pin 2 Pin 3 Pin 4 Pin 5 Pin 6 Pin 7 Pin 8 Pin 9 Pin 10 Pin 11 Pin 12	12	A	30	1,5	PVC	26	0,5	SAL-12-FKH12-0,5-9	43-01349

M12x1 SOCKETS

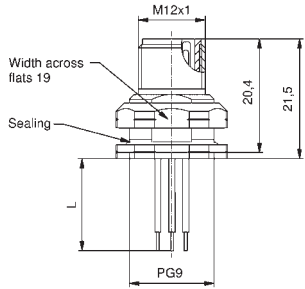

Back panel mounting, wire termination


































Male connector, M16x1.5 thread



Contact assignment	Number of poles	Coding	Rated voltage [V]	Current rating [A]	Wire material	Wire cross section [AWG]	Wire length = L [m]	Description	Part No.
Pin 1  Pin 2  Pin 3  Pin 4 	4	A	250	4	PVC	24	0,5	SAL-12-FSH4-0,5	43-01012
Pin 1  Pin 2  Pin 3  Pin 4  Pin 5 	5	A	60	4	PVC	24	0,5	SAL-12-FSH5-0,5	43-01013
Pin 1  Pin 2  Pin 3  Pin 4  Pin 5 	5	A	60	4	PVC	24	0,5	SAL-12-FSH5.1-0,5	43-01052
Pin 1  Pin 2  Pin 3  Pin 4 	8	A	30	2	PVC	24	0,5	SAL-12-FSH8-0,5	43-01014
Pin 5  Pin 6  Pin 7  Pin 8 	8	A	30	2	PVC	24	0,5	SAL-12-FSH8-0,5	43-01014
Pin 1  Pin 2  Pin 3  Pin 4  Pin 5  Pin 6 	12	A	30	1,5	PVC	26	0,5	SAL-12-FSH12-0,5	43-01344
Pin 7  Pin 8  Pin 9  Pin 10  Pin 11  Pin 12 	12	A	30	1,5	PVC	26	0,5	SAL-12-FSH12-0,5	43-01344

Male connector, M16x1.5 thread

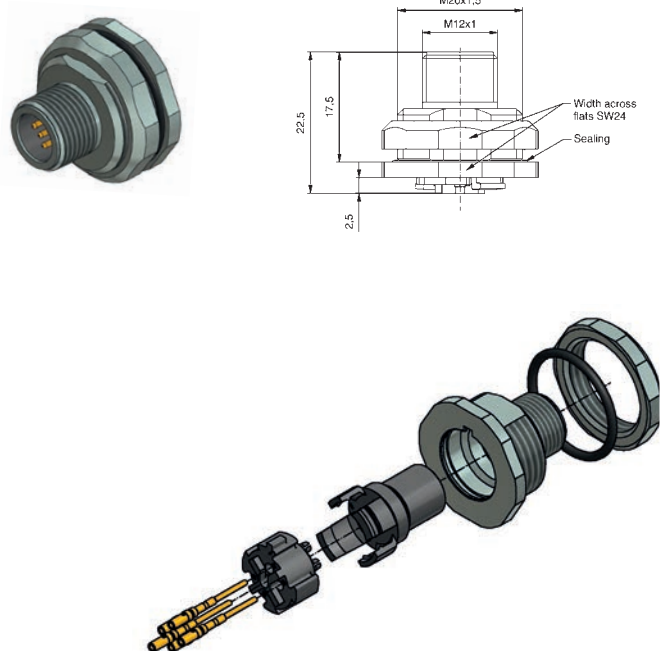
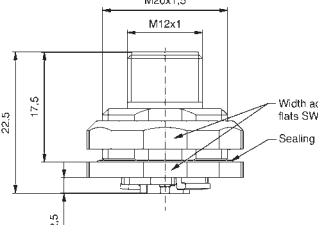


Pin 1  Pin 2  Pin 3  Pin 4 	4	A	250	4	PVC	24	0,5	SAL-12-FSH4-0,5-9	43-01088
Pin 1  Pin 2  Pin 3  Pin 4  Pin 5 	5	A	60	4	PVC	24	0,5	SAL-12-FSH5-0,5-9	43-01090
Pin 1  Pin 2  Pin 3  Pin 4  Pin 5 	5	A	60	4	PVC	24	0,5	SAL-12-FSH5.1-0,5-9	43-01089
Pin 1  Pin 2  Pin 3  Pin 4 	8	A	30	2	PVC	24	0,5	SAL-12-FSH8-0,5-9	43-01100
Pin 5  Pin 6  Pin 7  Pin 8 	8	A	30	2	PVC	24	0,5	SAL-12-FSH8-0,5-9	43-01100
Pin 1  Pin 2  Pin 3  Pin 4  Pin 5  Pin 6 	12	A	30	1,5	PVC	26	0,5	SAL-12-FSH12-0,5-9	43-01350
Pin 7  Pin 8  Pin 9  Pin 10  Pin 11  Pin 12 	12	A	30	1,5	PVC	26	0,5	SAL-12-FSH12-0,5-9	43-01350

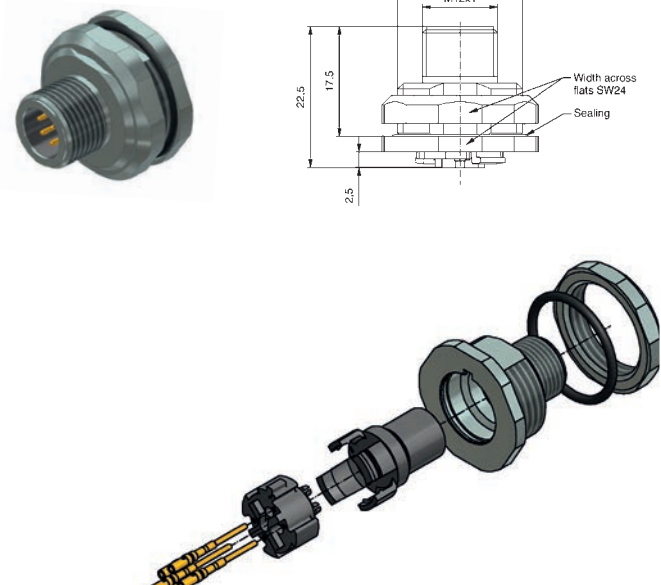
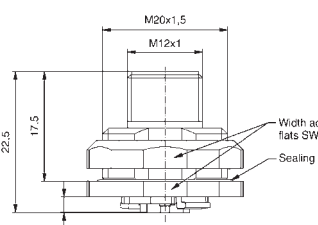
M12x1 SOCKETS FIELD ATTACHABLE

Back panel mounting, wire termination

Male connector, M20x1.5 thread, IP67/IP20

		Number of poles	Coding	Rated voltage [V]	Current rating [A]	Wire cross section [AWG]	Degree of protection	Description	Part No.
		4	A	250	4	AWG22 up to max. AWG20	IP 67 *	SAL-12-FSHC4	43-02691
		5	A	60	4	AWG22 up to max. AWG20	IP 67 *	SAL-12-FSHC5	43-02613
		5	A	60	4	AWG22 up to max. AWG20	IP 67 *	SAL-12-FSHC5.1	43-02632
		8	A	30	2	AWG24 up to max. AWG22	IP 67 *	SAL-12-FSHC8	43-02614

Male connector, M20x1.5 thread, IP67/IP65

		4	A	250	4	AWG22 up to max. AWG20	IP65/ IP67 **	SAL-12-FSHC4/ A1065	43-02747
		5	A	60	4	AWG22 up to max. AWG20	IP65/ IP67 **	SAL-12-FSHC5/ A1065	43-02748
		5	A	60	4	AWG22 up to max. AWG20	IP65/ IP67 **	SAL-12-FSHC5.1/ A1065	43-02749
		8	A	30	2	AWG24 up to max. AWG22	IP65/ IP67 **	SAL-12-FSHC8/ A1065	43-02750

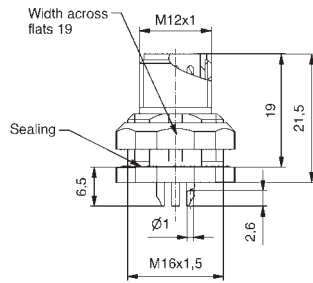
* in mated condition

** in unmated condition IP65; in mated condition IP67

M12x1 SOCKETS

Back panel mounting, solder termination/solder cup

Male connector, M16x1.5 thread

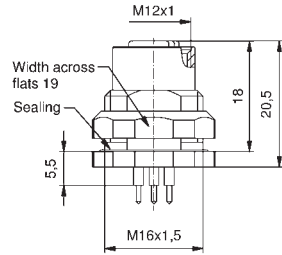


	Number of poles	Coding	Rated voltage [V]	Current rating [A]	Installation height [mm]	Description	Part No.
	4	A	250	4	5,5	SAL-12-FSH4-L	43-02297
	5	A	60	4	5,5	SAL-12-FSH5.1-L	43-02298

M12x1 SOCKETS

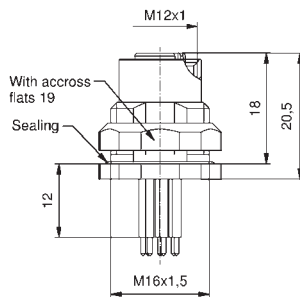

Back panel mounting, dip solder termination

Female connector, M16x1.5 thread, installation height 5.5 mm



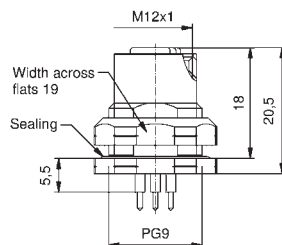
Number of poles	Coding	Rated voltage [V]	Current rating [A]	Installation height [mm]	Description	Part No.
4	A	250	4	5,5	SAL-12-FKH4-P5,5	43-01026
5	A	60	4	5,5	SAL-12-FKH5-P5,5	43-01027
8	A	30	2	5,5	SAL-12-FKH8-P5,5	43-01028

Female connector, M16x1.5 thread, installation height 12 mm



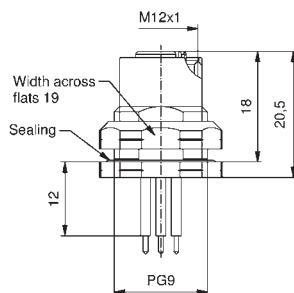

4	A	250	4	12	SAL-12-FKH4-P12	43-01029
5	A	60	4	12	SAL-12-FKH5-P12	43-01030
8	A	30	2	12	SAL-12-FKH8-P12	43-01031

Female connector, PG9 thread, installation height 5.5 mm



4	A	250	4	5,5	SAL-12-FKH4-P5,5-9	43-01059
5	A	60	4	5,5	SAL-12-FKH5-P5,5-9	43-01061
8	A	30	2	5,5	SAL-12-FKH8-P5,5-9	43-01063

Female connector, PG9 thread, installation height 12 mm

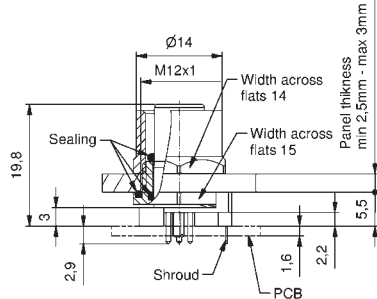


4	A	250	4	12	SAL-12-FKH8-P12-9	43-01060
5	A	60	4	12	SAL-12-FKH5-P12-9	43-01062
8	A	30	2	12	SAL-12-FKH8-P12-9	43-01064

M12x1 SOCKETS

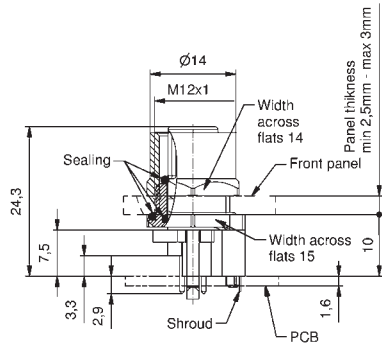
Back panel mounting, dip solder termination

Two-piece female connector, direct circuit board termination, installation height 5.5 mm



Number of poles	Coding	Rated voltage [V]	Current rating [A]	Installation height [mm]	Description	Part No.
4	A	250	4	5,5	SAL-12-FKH4-X5,5	43-01186
4	A	250	4	5,5	SAL-12S-FKH4-X5,5	43-01187 with shroud
5	A	60	4	5,5	SAL-12-FKH5-X5,5	43-01188
5	A	60	4	5,5	SAL-12S-FKH5-X5,5	43-01189 with shroud

Two-piece female connector, direct circuit board termination, installation height 10 mm


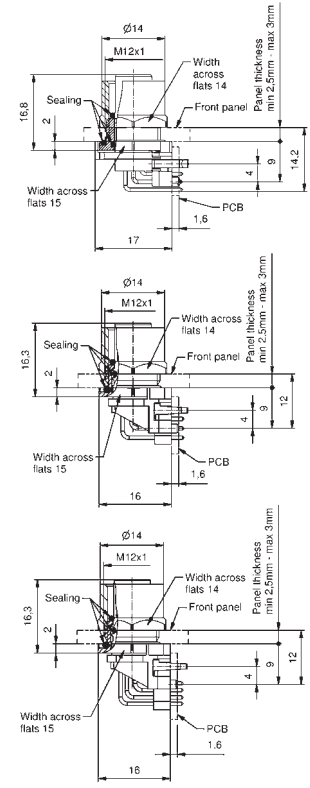


4	A	250	4	10	SAL-12-FKH4-X10	43-01170
4	A	250	4	10	SAL-12S-FKH4-X10	43-01171 with shroud
5	A	60	4	10	SAL-12-FKH5-X10	43-01172
5	A	60	4	10	SAL-12S-FKH5-X10	43-01173 with shroud
8	A	30	2	10	SAL-12-FKH8-X10	43-01334
8	A	30	2	10	SAL-12S-FKH8-X10	43-01335 with shroud


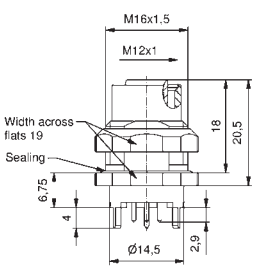
M12x1 SOCKETS

Back panel mounting, dip solder termination

Two-piece female connector angled, direct circuit board termination

		Number of poles	Coding	Rated voltage [V]	Current rating [A]	Installation height [mm]	Description	Part No.	
		4	A	250	4		SAL-12-FKHW4	43-01196	
		4	A	250	4			SAL-12S-FKHW4	43-01197 with shroud
		5	A	60	4			SAL-12-FKHW5	43-01198
		5	A	60	4			SAL-12S-FKHW5	43-01199 with shroud
		8	A	30	2			SAL-12-FKHW8	43-02739
		8	A	30	2			SAL-12S-FKHW8	43-02740 with shroud
		12	A	30	1,5			SAL-12-FKHW12	43-02741
		12	A	30	1,5			SAL-12S-FKHW12	43-02742 with shroud

Female connector with shielding, M16x1.5 thread, installation height 6.75 mm

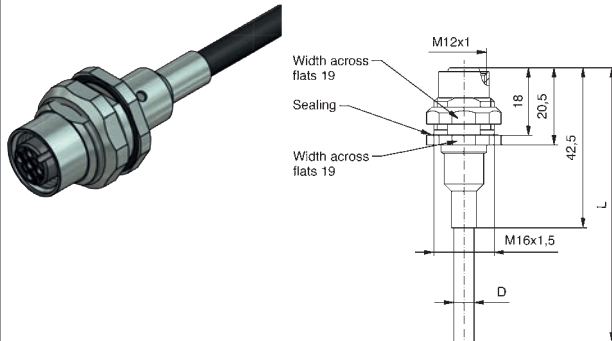
		4	A	250	4	6,75	SAL-12S-FKH4-P6,75	43-01663
		5	A	60	4	6,75	SAL-12S-FKH5-P6,75	43-01664
		8	A	30	2	6,75	SAL-12S-FKH8-P6,75	43-01665

M12x1 SOCKETS

Back panel mounting, with cable, shielded

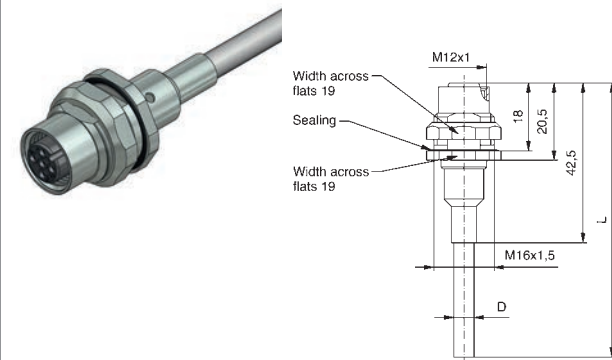
Female connector, M16x1.5 thread, TPU, UL, halogenfree, Li9YC11Y

Contact Assignment



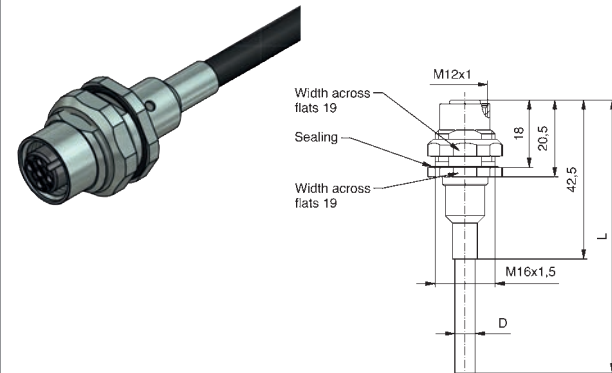
Number of poles	Coding	Rated voltage [V]	Current rating [A]	Wire length = L [m]	Wire cross section [mm ²]	Description	Part No.
4	A	160	4	0,5	0,25	SAL-12S-FKH4-0,5/G2	43-02312
4	A	160	4	1	0,25	SAL-12S-FKH4-1/G2	43-02365
4	A	160	4	2	0,25	SAL-12S-FKH4-2/G2	43-02366

Female connector, M16x1.5 thread, PVC, UL, LiYCY



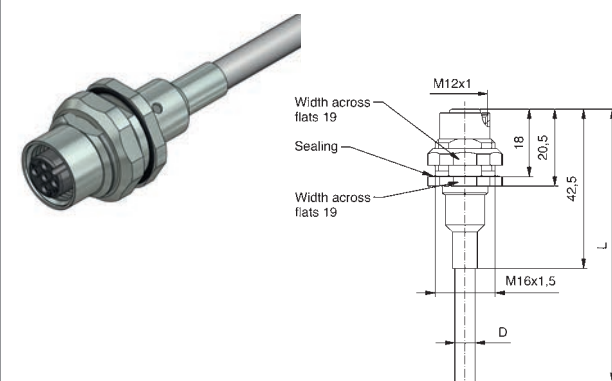
4	A	160	4	0,5	0,25	SAL-12S-FKH4-0,5/G3	43-02313
4	A	160	4	1	0,25	SAL-12S-FKH4-1/G3	43-02367
4	A	160	4	2	0,25	SAL-12S-FKH4-2/G3	43-02368

Female connector, M16x1.5 thread, TPU, UL, halogenfree, Li9YC11Y



5	A	60	4	0,5	0,25	SAL-12S-FKH5.1-0,5/G2	43-02314
5	A	60	4	1	0,25	SAL-12S-FKH5.1-1/G2	43-02369
5	A	60	4	2	0,25	SAL-12S-FKH5.1-2/G2	43-02370

Female connector, M16x1.5 thread, PVC, UL, LiYCY

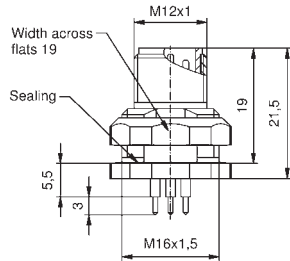


5	A	60	4	0,5	0,25	SAL-12S-FKH5.1-0,5/G3	43-02315
5	A	60	4	1	0,25	SAL-12S-FKH5.1-1/G3	43-02371
5	A	60	4	2	0,25	SAL-12S-FKH5.1-2/G3	43-02372

M12x1 SOCKETS

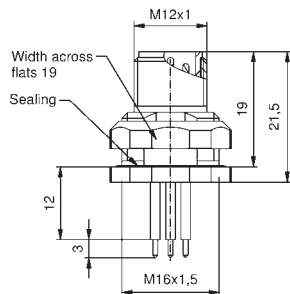

Back panel mounting, dip solder termination

Male connector, M16x1.5 thread, installation height 5.5 mm



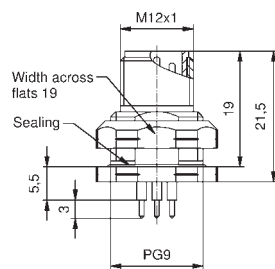
Number of poles	Coding	Rated voltage [V]	Current rating [A]	Installation height [mm]	Description	Part No.
4	A	250	4	5,5	SAL-12-FSH4-P5,5	43-01032
5	A	60	4	5,5	SAL-12-FSH5-P5,5	43-01033
8	A	30	2	5,5	SAL-12-FSH8-P5,5	43-01034

Male connector, M16x1.5 thread, installation height 12 mm



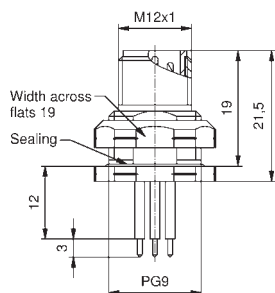

4	A	250	4	12	SAL-12-FSH4-P12	43-01035
5	A	60	4	12	SAL-12-FSH5-P12	43-01036
8	A	30	2	12	SAL-12-FSH8-P12	43-01037

Male connector, PG9 thread, installation height 5.5 mm



4	A	250	4	5,5	SAL-12-FSH4-P5,5-9	43-01065
5	A	60	4	5,5	SAL-12-FSH5-P5,5-9	43-01069
8	A	30	2	5,5	SAL-12-FSH8-P5,5-9	43-01071

Male connector, PG9 thread, installation height 12 mm

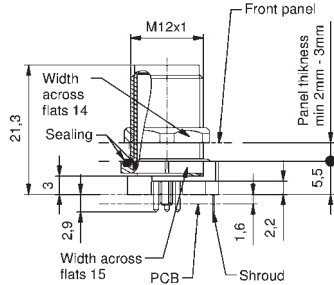


4	A	250	4	12	SAL-12-FSH4-P12-9	43-01066
5	A	60	4	12	SAL-12-FSH5-P12-9	43-01070
8	A	30	2	12	SAL-12-FSH8-P12-9	43-01072

M12x1 SOCKETS

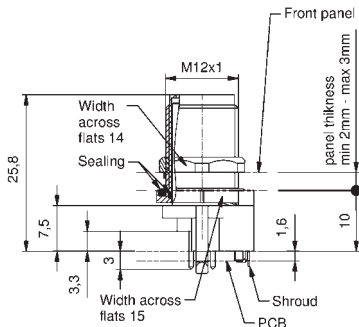
Back panel mounting, dip solder termination

Two-piece male connector, direct circuit board termination, installation height 5.5 mm



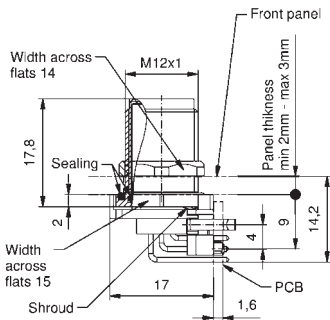

Number of poles	Coding	Rated voltage [V]	Current rating [A]	Installation height [mm]	Description	Part No.
4	A	250	4	5,5	SAL-12-FSH4-X5,5	43-01190
4	A	250	4	5,5	SAL-12S-FSH4-X5,5	43-01191 with shroud
5	A	60	4	5,5	SAL-12-FSH5.1-X5,5	43-01192
5	A	60	4	5,5	SAL-12S-FSH5.1-X5,5	43-01193 with shroud

Two-piece male connector, direct circuit board termination, installation height 10 mm



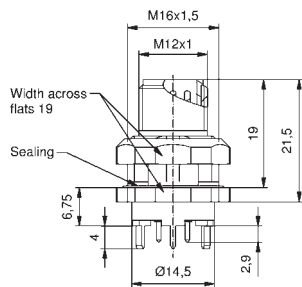
4	A	250	4	10	SAL-12-FSH4-X10	43-01174
4	A	250	4	10	SAL-12S-FSH4-X10	43-01175 with shroud
5	A	60	4	10	SAL-12-FSH5.1-X10	43-01176
5	A	60	4	10	SAL-12S-FSH5.1-X10	43-01177 with shroud

Two-piece male connector, angled, direct circuit board termination



4	A	250	4		SAL-12-FSHW4	43-01204
4	A	250	4		SAL-12S-FSHW4	43-01205 with shroud
5	A	60	4		SAL-12-FSHW5.1	43-01206
5	A	60	4		SAL-12S-FSHW5.1	43-01207 with shroud

Male connector with shielded connection, M16x1,5 thread



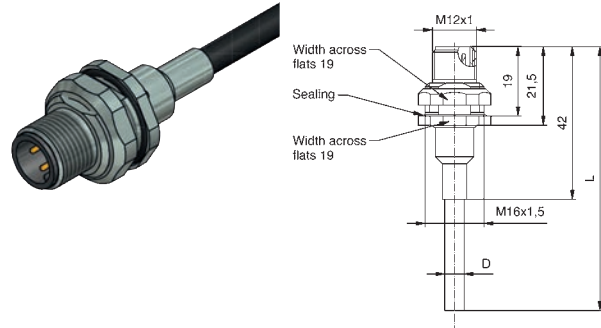
4	A	250	4	6,75	SAL-12S-FSH4-P6,75	43-02204
5	A	60	4	6,75	SAL-12S-FSH5.1-P6,75	43-02205

M12x1 SOCKETS

Back panel mounting with cable, shielded

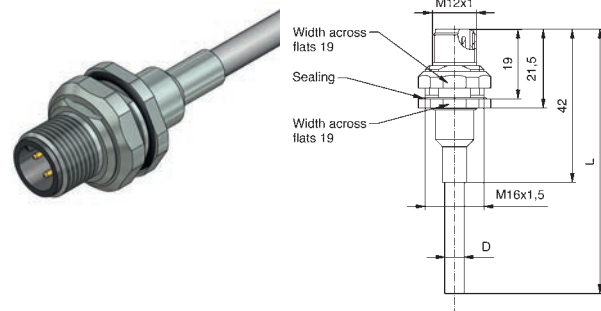
Female connector, M16x1.5 thread, TPU, UL, halogenfree, Li9YC11Y

Contact Assignment



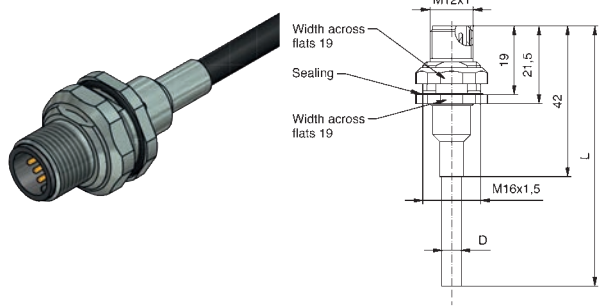
Number of poles	Coding	Rated voltage [V]	Current rating [A]	Wire length = L [m]	Wire cross section [mm ²]	Description	Part No.
4	A	160	4	0,5	0,25	SAL-12S-FSH4-0,5/G2	43-02308
4	A	160	4	1	0,25	SAL-12S-FSH4-1/G2	43-02349
4	A	160	4	2	0,25	SAL-12S-FSH4-2/G2	43-02350

Female connector, M16x1.5 thread, PVC, UL, LiYCY



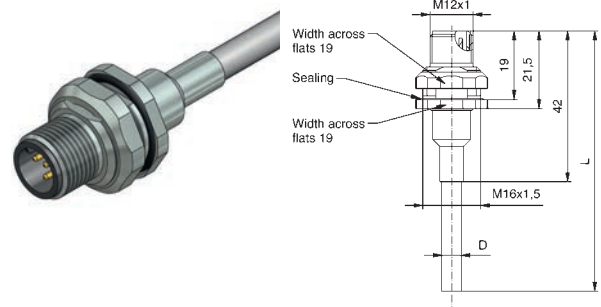
4	A	160	4	0,5	0,25	SAL-12S-FSH4-0,5/G3	43-02309
4	A	160	4	1	0,25	SAL-12S-FSH4-1/G3	43-02351
4	A	160	4	2	0,25	SAL-12S-FSH4-2/G3	43-02352

Female connector, M16x1.5 thread, TPU, UL, halogenfree, Li9YC11Y



5	A	60	4	0,5	0,25	SAL-12S-FSH5.1-0,5/G2	43-02306
5	A	60	4	1	0,25	SAL-12S-FSH5.1-1/G2	43-02353
5	A	60	4	2	0,25	SAL-12S-FSH5.1-2/G2	43-02354

Female connector, M16x1.5 thread, PVC, UL, LiYCY

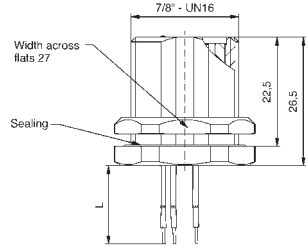



5	A	60	4	0,5	0,25	SAL-12S-FSH5.1-0,5/G3	43-02307
5	A	60	4	1	0,25	SAL-12S-FSH5.1-1/G3	43-02355
5	A	60	4	2	0,25	SAL-12S-FSH5.1-2/G3	43-02356

7/8" SOCKETS

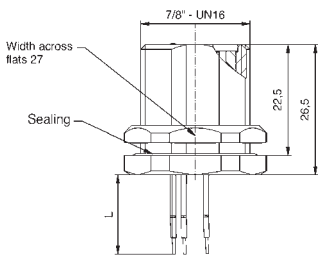

Back panel mounting, wire termination

Male connector, AWG 18



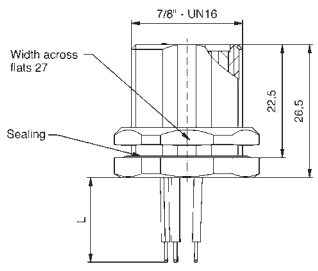

Contact Assignment	Number of poles	Coding	Rated voltage [V]	Current rating [A]	Wire material	Wire cross section [AWG]	Wire length = L [m]	Description	Part No.
PE Pin 2 Pin 3	2+PE		300	8	PVC	18	0,5	SAL-7/8-FSH2PE-0,5	41-40003
Pin 1 Pin 2 Pin 3 Pin 4	4		300	8	PVC	18	0,5	SAL-7/8-FSH4-0,5	41-40004
Pin 1 Pin 2 PE Pin 4 Pin 5	4+PE		300	8	PVC	18	0,5	SAL-7/8-FSH4PE-0,5	41-40005

Male connector, AWG16



PE Pin 2 Pin 3	2+PE		300	12	PVC	16	0,5	SAL-7/8-FSH2PE-0,5/150	41-40012
Pin 1 Pin 2 Pin 3 Pin 4	4		300	12	PVC	16	0,5	SAL-7/8-FSH4-0,5/150	41-40013
Pin 1 Pin 2 PE Pin 4 Pin 5	4+PE		300	12	PVC	16	0,5	SAL-7/8-FSH4PE-0,5/150	41-40014

Male connector, AWG14


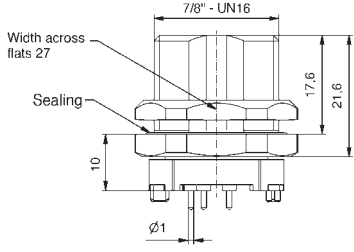



PE Pin 2 Pin 3	2+PE		300	16	PVC	14	0,5	SAL-7/8-FSH2PE-0,5/250	41-40123
Pin 1 Pin 2 PE Pin 4 Pin 5	4+PE		300	16	PVC	14	0,5	SAL-7/8-FSH4PE-0,5/250	41-40124

7/8" SOCKETS

Back panel mounting, dip solder termination

Two-piece female connector, direct circuit board termination, installation height 10 mm

	Number of poles	Coding	Rated voltage [V]	Current rating [A]	Installation height [mm]	Description	Part No.
 	2+PE		300	12	10	SAL-7/8-FSH2PE-X10	41-40048
	4		300	12	10	SAL-7/8-FSH4-X10	41-40049
	4+PE		300	12	10	SAL-7/8-FSH4PE-X10	41-40050



SECTION 4

SOCKETS SMT / THR





SAL M8x1/M12x1 SOCKETS SMT/THR

Nomenclature

S A L - 1 2 - F K - 4 - X 9 / SMT

SAL
Sensor Actor Line

Installation size

8 = M8x1
12 = M12x1

Coding

= A-coding (M12x1), Standard (M8x1)
B = B-coding
D = D-coding
S = A-coding shielded
BS = B-coding shielded

Design

F = Socket
I = Insulation body

Gender

K = Female connector
S = Male connector

Assembly

= Front panel mounting
H = Back panel mounting

Configuration

= Axial
W = Angled

Number of poles

3 = 3-pos. 5 = 5-pos.
4 = 4-pos. 8 = 8-pos.

Type of connection/Installation height

X6 = Dip solder 6 mm X10 = Dip solder 10 mm
X8 = Dip solder 8.2 mm X12 = Dip solder 12.2 mm
X9 = Dip solder 9 mm X13 = Dip solder 13 mm
Xxx = Installation height two-piece socket

Termination

= Manual assembly
SMT = Surface Mount Technology (Reflow Soldering)
THR = Through Hole Reflow (Reflow Soldering)

SAL M8x1 / M12x1 SOCKETS SMT / THR

Product specification

Basic material	
Contact	CuZn
Contact plating	Nickel plated, gold plated
Contact carrier	LCP GF
Soldering sheet	CuZn, Ni/Sn
Socket housing	CuZn, Ni
Sealing	FPM, NBR
Shielding	CuSn, Ni/sel. Sn

Technical Data

Information on the following pages are basing on below mentioned IWEK-standards.

Rated voltage	IEC 61076-2-101 / 104
Current rating	IEC 61076-2-101 / 104
Insulation resistance	IEC 60512
Degree of pollution	IEC 60664-1
Mating cycles	IEC 60512-9a

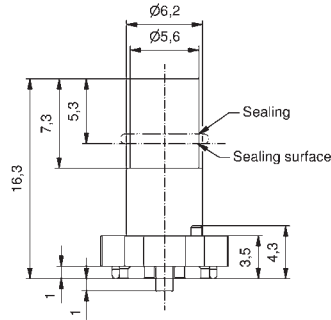
Recommended torque for housing: 1-1.2 Nm

Technical subject to change without notice.

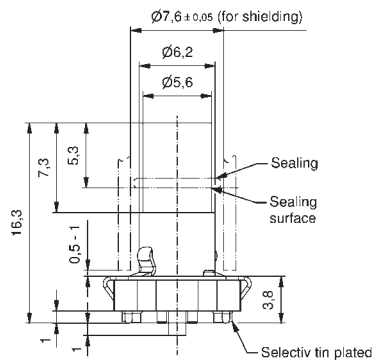
M8x1 SOCKETS SMT

Insulation body

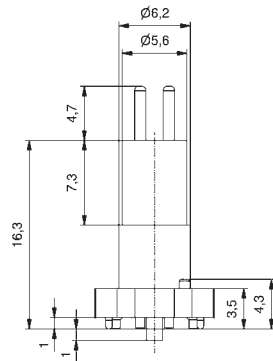
Female connector



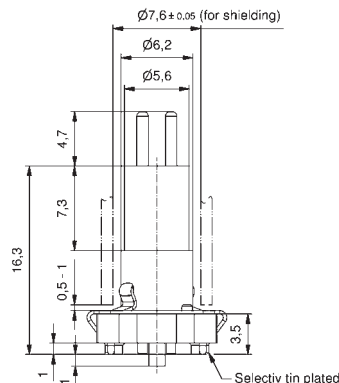
with shielding



Male connector



with shielding

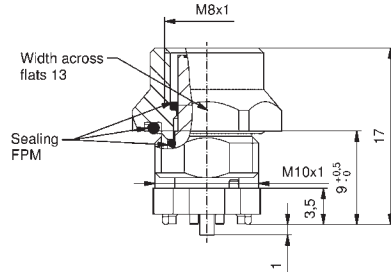


Number of poles	Coding	Rated voltage [V]	Current rating [A]	Description	Part No.
3		50 V AC / 60 V DC	4	SAL-8-1K3/SMT	Reel: 42-01213TR In bulk: 42-01213
4		50 V AC / 60 V DC	4	SAL-8-1K4/SMT	Reel: 42-01217TR In bulk: 42-01217
5	B	30 V AC/DC	3	SAL-8B-1K5/SMT	Reel: 42-01221TR In bulk: 42-01221
8	A	30 V AC/DC	2	SAL-8-1K8/SMT	Reel: 42-01225TR In bulk: 42-01225
3		50 V AC / 60 V DC	4	SAL-8S-1K3/SMT	Reel: 42-01215TR In bulk: 42-01215
4		50 V AC / 60 V DC	4	SAL-8S-1K4/SMT	Reel: 42-01219TR In bulk: 42-01219
5	B	30 V AC/DC	3	SAL-8BS-1K5/SMT	Reel: 42-01223TR In bulk: 42-01223
8	A	30 V AC/DC	2	SAL-8S-1K8/SMT	Reel: 42-01227TR In bulk: 42-01227
3		50 V AC / 60 V DC	4	SAL-8-1S3/SMT	Reel: 42-01214TR In bulk: 42-01214
4		50 V AC / 60 V DC	4	SAL-8-1S4/SMT	Reel: 42-01218TR In bulk: 42-01218
5	B	30 V AC/DC	3	SAL-8B-1S5.1/SMT	Reel: 42-01222TR In bulk: 42-01222
8	A	30 V AC/DC	2	SAL-8-1S8/SMT	Reel: 42-01226TR In bulk: 42-01226
3		50 V AC / 60 V DC	4	SAL-8S-1S3/SMT	Reel: 42-01216TR In bulk: 42-01216
4		50 V AC / 60 V DC	4	SAL-8S-1S4/SMT	Reel: 42-01220TR In bulk: 42-01220
5	B	30 V AC/DC	3	SAL-8BS-1S5.1/SMT	Reel: 42-01224TR In bulk: 42-01224
8	A	30 V AC/DC	2	SAL-8S-1S8/SMT	Reel: 42-01228TR In bulk: 42-01228

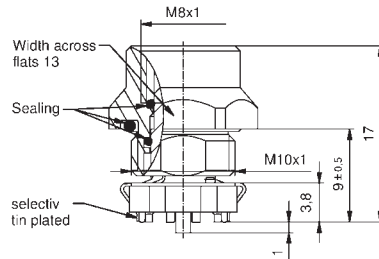
M8x1 SOCKETS SMT

Front panel mounting, installation height 9 mm

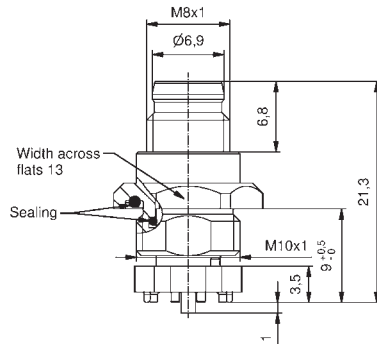
Female connector



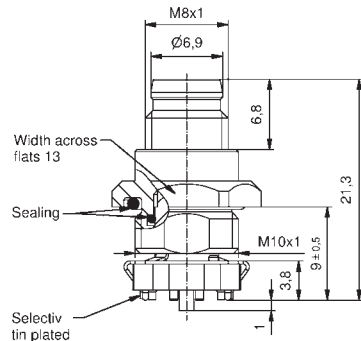
with shielding



Male connector



with shielding

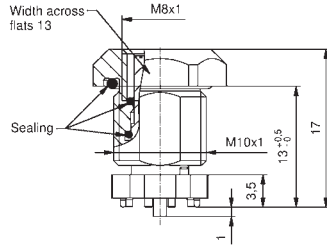


Number of poles	Coding	Rated voltage [V]	Current rating [A]	Installation height [mm]	Description	Part No.
3		50 V AC / 60 V DC	4	9	SAL-8-FK3-X9/ SMT	Reel: 42-01229TR In bulk: 42-01229
4		50 V AC / 60 V DC	4	9	SAL-8-FK4-X9/ SMT	Reel: 42-01245TR In bulk: 42-01245
5	B	30 V AC/DC	3	9	SAL-8B-FK5-X9/ SMT	Reel: 42-01261TR In bulk: 42-01261
8	A	30 V AC/DC	2	9	SAL-8-FK8-X9/ SMT	Reel: 42-01277TR In bulk: 42-01277
3		50 V AC / 60 V DC	4	9	SAL-8S-FK3-X9/ SMT	Reel: 42-01233TR In bulk: 42-01233
4		50 V AC / 60 V DC	4	9	SAL-8S-FK4-X9/ SMT	Reel: 42-01249TR In bulk: 42-01249
5	B	30 V AC/DC	3	9	SAL-8BS-FK5-X9/ SMT	Reel: 42-01265TR In bulk: 42-01265
8	A	30 V AC/DC	2	9	SAL-8S-FK8-X9/ SMT	Reel: 42-01281TR In bulk: 42-01281
3		50 V AC / 60 V DC	4	9	SAL-8-FS3-X9/ SMT	Reel: 42-01237TR In bulk: 42-01237
4		50 V AC / 60 V DC	4	9	SAL-8-FS4-X9/ SMT	Reel: 42-01253TR In bulk: 42-01253
3		50 V AC / 60 V DC	4	9	SAL-8S-FS3-X9/ SMT	Reel: 42-01241TR In bulk: 42-01241
4		50 V AC / 60 V DC	4	9	SAL-8S-FS4-X9/ SMT	Reel: 42-01257TR In bulk: 42-01257

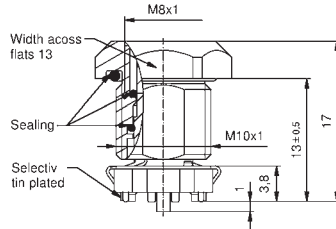
M8x1 SOCKETS SMT

Front panel mounting, installation height 13 mm

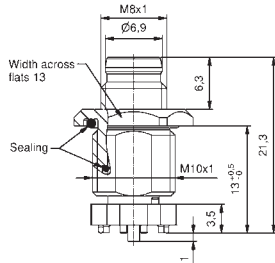
Female connector



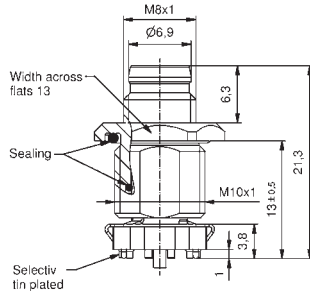
with shielding



Male connector



with shielding

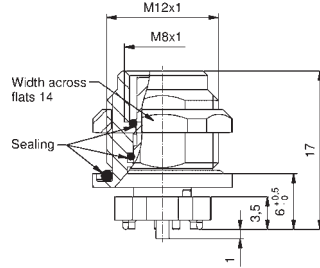


Number of poles	Coding	Rated voltage [V]	Current rating [A]	Installation height [mm]	Description	Part No.
3		50 V AC / 60 V DC	4	13	SAL-8-FK3-X13/ SMT	Reel: 42-01230TR In bulk: 42-01230
4		50 V AC / 60 V DC	4	13	SAL-8-FK4-X13/ SMT	Reel: 42-01246TR In bulk: 42-01246
5	B	30 V AC/DC	3	13	SAL-8B-FK5-X13/ SMT	Reel: 42-01262TR In bulk: 42-01262
8	A	30 V AC/DC	2	13	SAL-8-FK8-X13/ SMT	Reel: 42-01278TR In bulk: 42-01278
3		50 V AC / 60 V DC	4	13	SAL-8S-FK3-X13/ SMT	Reel: 42-01234TR In bulk: 42-01234
4		50 V AC / 60 V DC	4	13	SAL-8S-FK4-X13/ SMT	Reel: 42-01250TR In bulk: 42-01250
5	B	30 V AC/DC	3	13	SAL-8BS-FK5-X13/ SMT	Reel: 42-01266TR In bulk: 42-01266
8	A	30 V AC/DC	2	13	SAL-8S-FK8-X13/ SMT	Reel: 42-01282TR In bulk: 42-01282
3		50 V AC / 60 V DC	4	13	SAL-8-FS3-X13/ SMT	Reel: 42-01238TR In bulk: 42-01238
4		50 V AC / 60 V DC	4	13	SAL-8-FS4-X13/ SMT	Reel: 42-01254TR In bulk: 42-01254
3		50 V AC / 60 V DC	4	13	SAL-8S-FS3-X13/ SMT	Reel: 42-01242TR In bulk: 42-01242
4		50 V AC / 60 V DC	4	13	SAL-8S-FS4-X13/ SMT	Reel: 42-01258TR In bulk: 42-01258

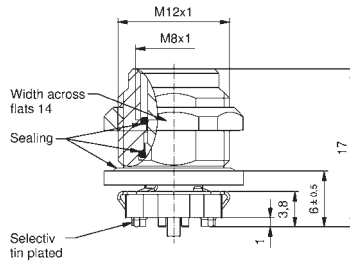
M8x1 SOCKETS SMT

Back panel mounting, installation height 6 mm

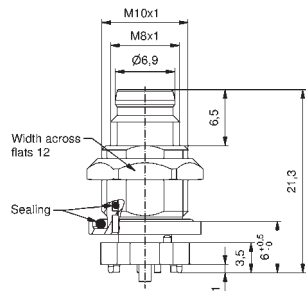
Female connector



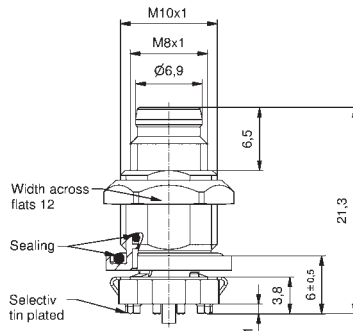
with shielding



Male connector



with shielding

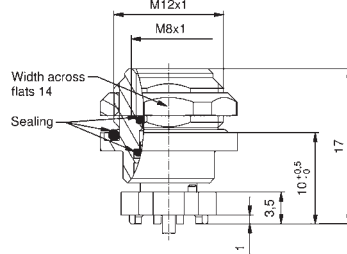


	Number of poles	Coding	Rated voltage [V]	Current rating [A]	Installation height [mm]	Description	Part No.
Female connector	3		50 V AC / 60 V DC	4	6	SAL-8-FKH3-X6/ SMT	Reel: 42-01231TR In bulk: 42-01231
	4		50 V AC / 60 V DC	4	6	SAL-8-FKH4-X6/ SMT	Reel: 42-01247TR In bulk: 42-01247
	5	B	30 V AC/DC	3	6	SAL-8B-FKH5-X6/ SMT	Reel: 42-01263TR In bulk: 42-01263
	8	A	30 V AC/DC	2	6	SAL-8-FKH8-X6/ SMT	Reel: 42-01279TR In bulk: 42-01279
with shielding	3		50 V AC / 60 V DC	4	6	SAL-8S-FKH3-X6/ SMT	Reel: 42-01235TR In bulk: 42-01235
	4		50 V AC / 60 V DC	4	6	SAL-8S-FKH4-X6/ SMT	Reel: 42-01251TR In bulk: 42-01251
	5	B	30 V AC/DC	3	6	SAL-8BS-FKH5-X6/ SMT	Reel: 42-01267TR In bulk: 42-01267
	8	A	30 V AC/DC	2	6	SAL-8S-FKH8-X6/ SMT	Reel: 42-01283TR In bulk: 42-01283
Male connector	3		50 V AC / 60 V DC	4	6	SAL-8-FSH3-X6/ SMT	Reel: 42-01239TR In bulk: 42-01239
	4		50 V AC / 60 V DC	4	6	SAL-8-FSH4-X6/ SMT	Reel: 42-01255TR In bulk: 42-01255
with shielding	3		50 V AC / 60 V DC	4	6	SAL-8S-FSH3-X6/ SMT	Reel: 42-01243TR In bulk: 42-01243
	4		50 V AC / 60 V DC	4	6	SAL-8S-FSH4-X6/ SMT	Reel: 42-01259TR In bulk: 42-01259

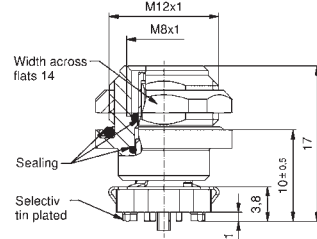
M8x1 SOCKETS SMT

Back panel mounting, installation height 10 mm

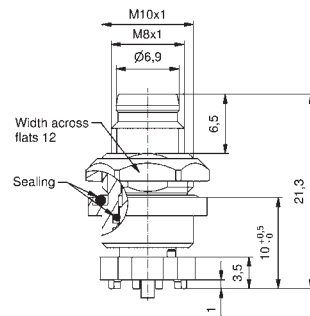
Female connector



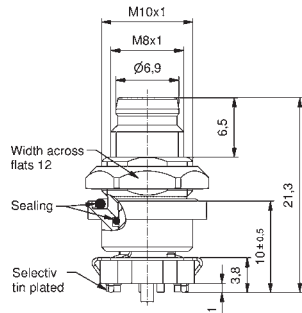
with shielding



Male connector



with shielding

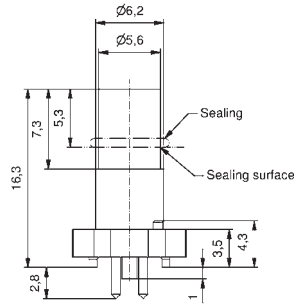


Number of poles	Coding	Rated voltage [V]	Current rating [A]	Installation height [mm]	Description	Part No.
3		50 V AC / 60 V DC	4	10	SAL-8-FKH3-X10/ SMT	Reel: 42-01232TR In bulk: 42-01232
4		50 V AC / 60 V DC	4	10	SAL-8-FKH4-X10/ SMT	Reel: 42-01248TR In bulk: 42-01248
5	B	30 V AC/DC	3	10	SAL-8B-FK5-X10/ SMT	Reel: 42-01264TR In bulk: 42-01264
8	A	30 V AC/DC	2	10	SAL-8-FKH8-X10/ SMT	Reel: 42-01280TR In bulk: 42-01280
3		50 V AC / 60 V DC	4	10	SAL-8S-FKH3-X10/ SMT	Reel: 42-01236TR In bulk: 42-01236
4		50 V AC / 60 V DC	4	10	SAL-8S-FKH4-X10/ SMT	Reel: 42-01252TR In bulk: 42-01252
5	B	30 V AC/DC	3	10	SAL-8BS-FKH5-X10/ SMT	Reel: 42-01268TR In bulk: 42-01268
8	A	30 V AC/DC	2	10	SAL-8S-FKH8-X10/ SMT	Reel: 42-01284TR In bulk: 42-01284
3		50 V AC / 60 V DC	4	10	SAL-8-FSH3-X10/ SMT	Reel: 42-01240TR In bulk: 42-01240
4		50 V AC / 60 V DC	4	10	SAL-8-FSH4-X10/ SMT	Reel: 42-01256TR In bulk: 42-01256
3		50 V AC / 60 V DC	4	10	SAL-8S-FSH3-X10/ SMT	Reel: 42-01244TR In bulk: 42-01244
4		50 V AC / 60 V DC	4	10	SAL-8S-FSH4-X10/ SMT	Reel: 42-01260TR In bulk: 42-01260

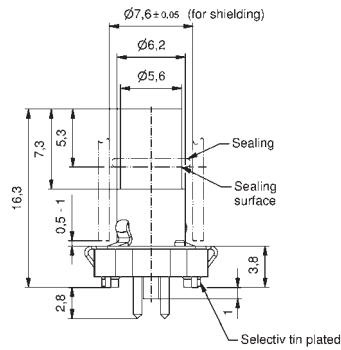
M8x1 SOCKETS THR

Insulation body

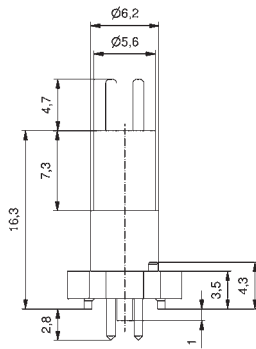
Female connector



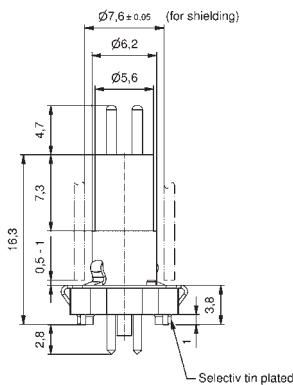
with shielding



Male connector



with shielding

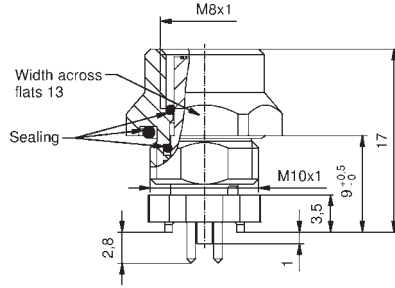


Number of poles	Coding	Rated voltage [V]	Current rating [A]	Description	Part No.
3		50 V AC / 60 V DC	4	SAL-8-1K3/THR	Reel: 42-01389TR In bulk: 42-01389
4		50 V AC / 60 V DC	4	SAL-8-1K4/THR	Reel: 42-01393TR In bulk: 42-01393
5	B	30 V AC/DC	3	SAL-8B-1K5/THR	Reel: 42-01397TR In bulk: 42-01397
8	A	30 V AC/DC	2	SAL-8-1K8/THR	Reel: 42-01401TR In bulk: 42-01401
3		50 V AC / 60 V DC	4	SAL-8S-1K3/THR	Reel: 42-01391TR In bulk: 42-01391
4		50 V AC / 60 V DC	4	SAL-8S-1K4/THR	Reel: 42-01395TR In bulk: 42-01395
5	B	30 V AC/DC	3	SAL-8BS-1K5/THR	Reel: 42-01399TR In bulk: 42-01399
8	A	30 V AC/DC	2	SAL-8S-1K8/THR	Reel: 42-01403TR In bulk: 42-01403
3		50 V AC / 60 V DC	4	SAL-8-IS3/THR	Reel: 42-01390TR In bulk: 42-01390
4		50 V AC / 60 V DC	4	SAL-8-IS4/THR	Reel: 42-01394TR In bulk: 42-01394
5	B	30 V AC/DC	3	SAL-8B-IS5.1/THR	Reel: 42-01398TR In bulk: 42-01398
8	A	30 V AC/DC	2	SAL-8-IS8/THR	Reel: 42-01402TR In bulk: 42-01402
3		50 V AC / 60 V DC	4	SAL-8S-IS3/THR	Reel: 42-01392TR In bulk: 42-01392
4		50 V AC / 60 V DC	4	SAL-8S-IS4/THR	Reel: 42-01396TR In bulk: 42-01396
5	B	30 V AC/DC	3	SAL-8BS-IS5.1/THR	Reel: 42-01400TR In bulk: 42-01400
8	A	30 V AC/DC	2	SAL-8S-IS8/THR	Reel: 42-01404TR In bulk: 42-01404

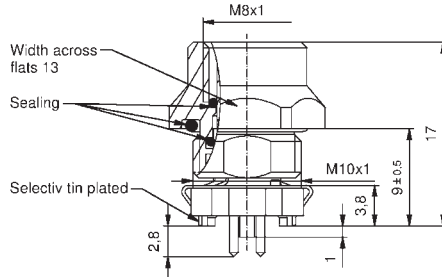
M8x1 SOCKETS THR

Front panel mounting, installation height 9 mm

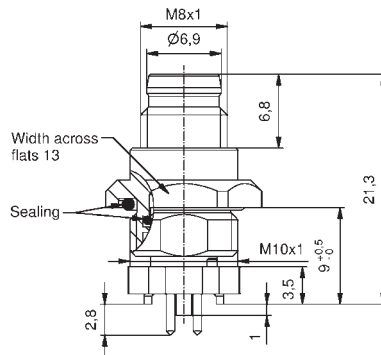
Female connector



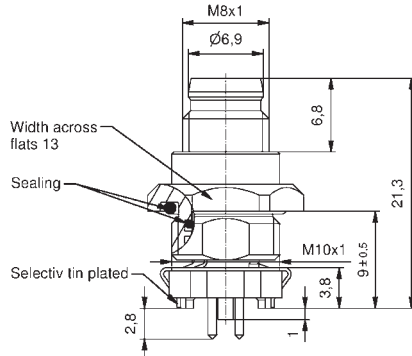
with shielding



Male connector



with shielding

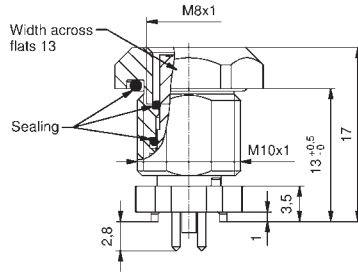


Number of poles	Coding	Rated voltage [V]	Current rating [A]	Installation height [mm]	Description	Part No.
3		50 V AC / 60 V DC	4	9	SAL-8-FK3-X9/ THR	Reel: 42-01293TR In bulk: 42-01293
4		50 V AC / 60 V DC	4	9	SAL-8-FK4-X9/ THR	Reel: 42-01309TR In bulk: 42-01309
5	B	30 V AC/DC	3	9	SAL-8B-FK5-X9/ THR	Reel: 42-01325TR In bulk: 42-01325
8	A	30 V AC/DC	2	9	SAL-8-FK8-X9/ THR	Reel: 42-01341TR In bulk: 42-01341
3		50 V AC / 60 V DC	4	9	SAL-8S-FK3-X9/ THR	Reel: 42-01297TR In bulk: 42-01297
4		50 V AC / 60 V DC	4	9	SAL-8S-FK4-X9/ THR	Reel: 42-01313TR In bulk: 42-01313
5	B	30 V AC/DC	3	9	SAL-8BS-FK5-X9/ THR	Reel: 42-01329TR In bulk: 42-01329
8	A	30 V AC/DC	2	9	SAL-8S-FK8-X9/ THR	Reel: 42-01345TR In bulk: 42-01345
3		50 V AC / 60 V DC	4	9	SAL-8-FS3-X9/ THR	Reel: 42-01301TR In bulk: 42-01301
4		50 V AC / 60 V DC	4	9	SAL-8-FS4-X9/ THR	Reel: 42-01317TR In bulk: 42-01317
3		50 V AC / 60 V DC	4	9	SAL-8S-FS3-X9/ THR	Reel: 42-01305TR In bulk: 42-01305
4		50 V AC / 60 V DC	4	9	SAL-8S-FS4-X9/ THR	Reel: 42-01321TR In bulk: 42-01321

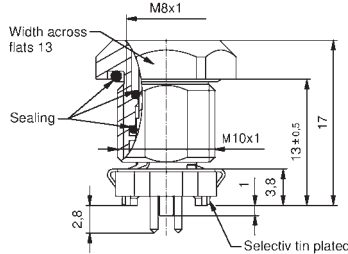
M8x1 SOCKETS THR

Front panel mounting, installation height 13 mm

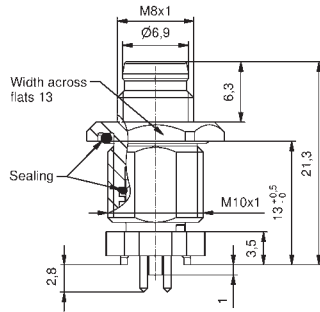
Female connector



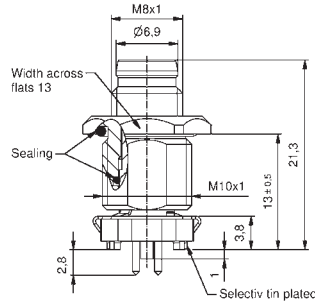
with shielding



Male connector



with shielding

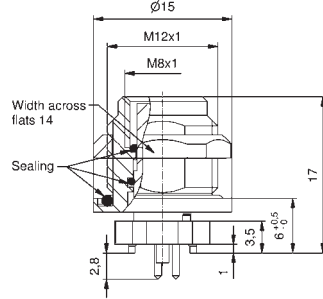


Number of poles	Coding	Rated voltage [V]	Current rating [A]	Installation height [mm]	Description	Part No.
3		50 V AC / 60 V DC	4	13	SAL-8-FK3-X13/ THR	Reel: 42-01294TR In bulk: 42-01294
4		50 V AC / 60 V DC	4	13	SAL-8-FK4-X13/ THR	Reel: 42-01310TR In bulk: 42-01310
5	B	30 V AC/DC	3	13	SAL-8B-FK5-X13/ THR	Reel: 42-01326TR In bulk: 42-01326
8	A	30 V AC/DC	2	13	SAL-8-FK8-X13/ THR	Reel: 42-01342TR In bulk: 42-01342
3		50 V AC / 60 V DC	4	13	SAL-8S-FK3-X13/ THR	Reel: 42-01298TR In bulk: 42-01298
4		50 V AC / 60 V DC	4	13	SAL-8S-FK4-X13/ THR	Reel: 42-01314TR In bulk: 42-01314
5	B	30 V AC/DC	3	13	SAL-8BS-FK5-X13/ THR	Reel: 42-01330TR In bulk: 42-01330
8	A	30 V AC/DC	2	13	SAL-8S-FK8-X13/ THR	Reel: 42-01346TR In bulk: 42-01346
3		50 V AC / 60 V DC	4	13	SAL-8-FS3-X13/ THR	Reel: 42-01302TR In bulk: 42-01302
4		50 V AC / 60 V DC	4	13	SAL-8-FS4-X13/ THR	Reel: 42-01318TR In bulk: 42-01318
3		50 V AC / 60 V DC	4	13	SAL-8S-FS3-X13/ THR	Reel: 42-01306TR In bulk: 42-01306
4		50 V AC / 60 V DC	4	13	SAL-8S-FS4-X13/ THR	Reel: 42-01322TR In bulk: 42-01322

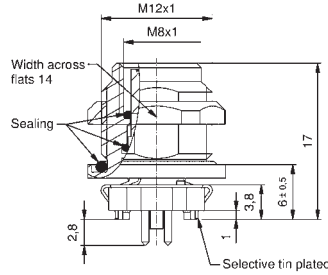
M8x1 SOCKETS THR

Back panel mounting, installation height 6 mm

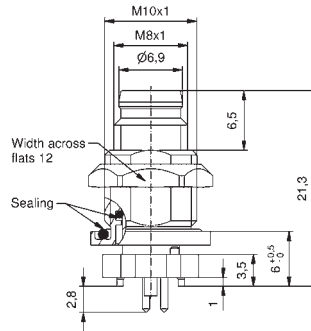
Female connector



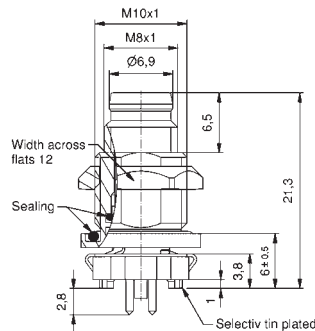
with shielding



Male connector



with shielding

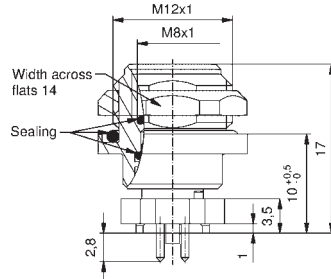


Number of poles	Coding	Rated voltage [V]	Current rating [A]	Installation height [mm]	Description	Part No.
3		50 V AC / 60 V DC	4	6	SAL-8-FKH3-X6/ THR	Reel: 42-01295TR In bulk: 42-01295
4		50 V AC / 60 V DC	4	6	SAL-8-FKH4-X6/ THR	Reel: 42-01311TR In bulk: 42-01311
5	B	30 V AC/DC	3	6	SAL-8B-FKH5-X6/ THR	Reel: 42-01327TR In bulk: 42-01327
8	A	30 V AC/DC	2	6	SAL-8-FKH8-X6/ THR	Reel: 42-01343TR In bulk: 42-01343
3		50 V AC / 60 V DC	4	6	SAL-8S-FKH3-X6/ THR	Reel: 42-01299TR In bulk: 42-01299
4		50 V AC / 60 V DC	4	6	SAL-8S-FKH4-X6/ THR	Reel: 42-01315TR In bulk: 42-01315
5	B	30 V AC/DC	3	6	SAL-8BS-FKH5-X6/ THR	Reel: 42-01331TR In bulk: 42-01331
8	A	30 V AC/DC	2	6	SAL-8S-FKH8-X6/ THR	Reel: 42-01347TR In bulk: 42-01347
3		50 V AC / 60 V DC	4	6	SAL-8-FSH3-X6/ THR	Reel: 42-01303TR In bulk: 42-01303
4		50 V AC / 60 V DC	4	6	SAL-8-FSH4-X6/ THR	Reel: 42-01319TR In bulk: 42-01319
3		50 V AC / 60 V DC	4	6	SAL-8S-FSH3-X6/ THR	Reel: 42-01307TR In bulk: 42-01307
4		50 V AC / 60 V DC	4	6	SAL-8S-FSH4-X6/ THR	Reel: 42-01323TR In bulk: 42-01323

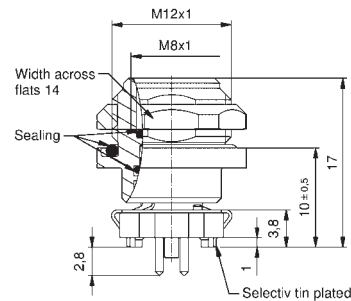
M8x1 EINBAUFLANSCH THR

Back panel mounting, installation height 10 mm

Female connector

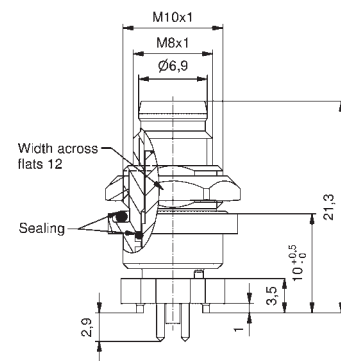


with shielding

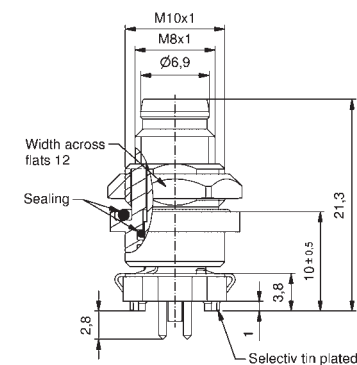


Number of poles	Coding	Rated voltage [V]	Current rating [A]	Installation height [mm]	Description	Part No.
3		50 V AC / 60 V DC	4	10	SAL-8-FKH3-X10/ THR	Reel: 42-01296TR In bulk: 42-01296
4		50 V AC / 60 V DC	4	10	SAL-8-FKH4-X10/ THR	Reel: 42-01312TR In bulk: 42-01312
5	B	30 V AC/DC	3	10	SAL-8B-FKH5-X10/ THR	Reel: 42-01328TR In bulk: 42-01328
8	A	30 V AC/DC	2	10	SAL-8-FKH8-X10/ THR	Reel: 42-01344TR In bulk: 42-01344
3		50 V AC / 60 V DC	4	10	SAL-8S-FKH3-X10/ THR	Reel: 42-01300TR In bulk: 42-01300
4		50 V AC / 60 V DC	4	10	SAL-8S-FKH4-X10/ THR	Reel: 42-01316TR In bulk: 42-01316
5	B	30 V AC/DC	3	10	SAL-8BS-KH5-X10/ THR	Reel: 42-01332TR In bulk: 42-01332
8	A	30 V AC/DC	2	10	SAL-8S-FKH8-X10/ THR	Reel: 42-01348TR In bulk: 42-01348

Male connector



with shielding


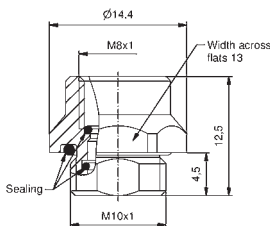

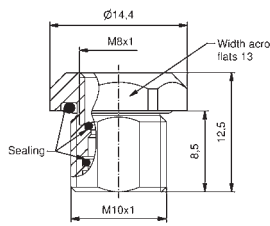

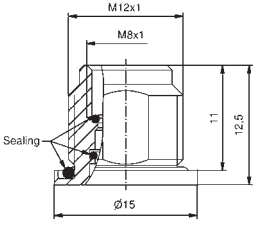

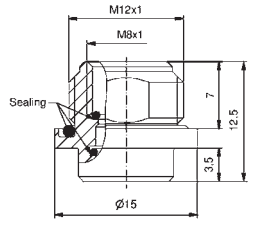


3		50 V AC / 60 V DC	4	10	SAL-8-FSH3-X10/ THR	Reel: 42-01304TR In bulk: 42-01304
4		50 V AC / 60 V DC	4	10	SAL-8-FSH4-X10/ THR	Reel: 42-01320TR In bulk: 42-01320
3		50 V AC / 60 V DC	4	10	SAL-8S-FSH3-X10/ THR	Reel: 42-01308TR In bulk: 42-01308
4		50 V AC / 60 V DC	4	10	SAL-8S-FSH4-X10/ THR	Reel: 42-01324TR In bulk: 42-01324

M8x1 SOCKETS SMT/THR


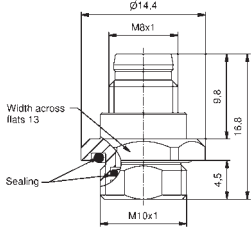

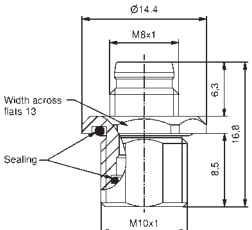

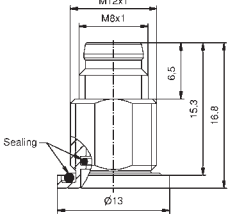

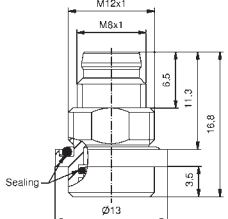

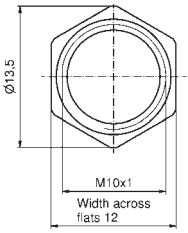

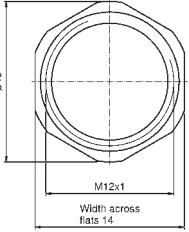
Installation components

Socket housing female

		Front panel mounting	Back panel mounting	Size	Width across flats	Installation height [mm]	Description	Part No.
		✓		M10x1	13	9		42-01481
		✓		M10x1	13	13		42-01482
			✓	M12x1		6		42-01483
		✓		M12x1		10		42-01484

M8x1 SOCKETS SMT/THR

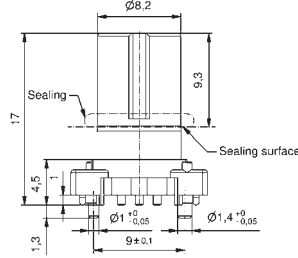
Installation components

Socket housing male		Front panel mounting	Back panel mounting	Size	Width across flats	Installation height [mm]	Description	Part No.
		✓		M10x1	13	9		42-01485
		✓		M10x1	13	13		42-01486
			✓	M10x1		6		42-01487
		✓		M10x1		10		42-01488
Hex nut								
				M10x1	12			42-01508
				M12x1	14			43-01716

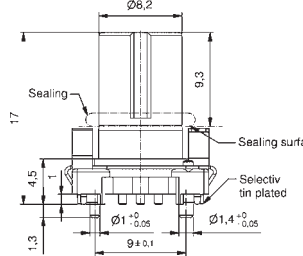
M12x1 SOCKETS SMT

Insulation body

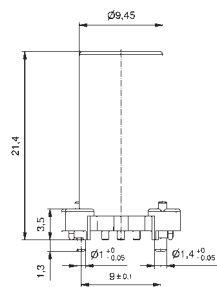
Female connector



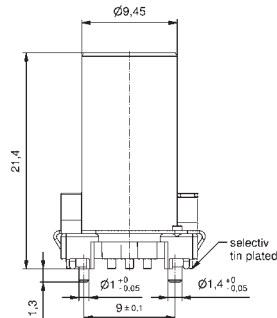
with shielding



Male connector



with shielding

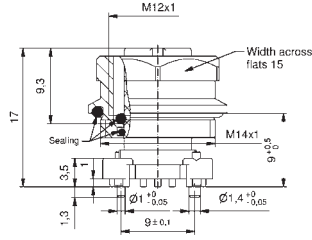


Number of poles	Coding	Rated voltage [V]	Current rating [A]	Description	Part No.
4	A	250	4	SAL-12-1K4-X9/ SMT	Reel: 43-01848TR In bulk: 43-01848
				SAL-12-1K5-X9/ SMT	Reel: 43-01849TR In bulk: 43-01849
				SAL-12-1K8-X9/ SMT	Reel: 43-01965TR In bulk: 43-01965
4	A	250	4	SAL-12S-1K4-X9/ SMT	Reel: 43-01850TR In bulk: 43-01850
				SAL-12S-1K5-X9/ SMT	Reel: 43-01851TR In bulk: 43-01851
				SAL-12S-1K8-X9/ SMT	Reel: 43-02115TR In bulk: 43-02115
	B	30	4	SAL-12B-1K4-X9/ SMT	Reel: 43-02032TR In bulk: 43-02032
				SAL-12B-1K5-X9/ SMT	Reel: 43-02033TR In bulk: 43-02033
				SAL-12D-1K4-X9/ SMT	Reel: 43-02034TR In bulk: 43-02034
5	A	60	4	SAL-12-1S4-X9/ SMT	Reel: 43-02026TR In bulk: 43-02026
				SAL-12-1S5-X9/ SMT	Reel: 43-02027TR In bulk: 43-02027
				SAL-12-1S8-X9/ SMT	Reel: 43-02028TR In bulk: 43-02028
4	A	250	4	SAL-12S-1S4-X9/ SMT	Reel: 43-02118TR In bulk: 43-02118
				SAL-12S-1S5-X9/ SMT	Reel: 43-02119TR In bulk: 43-02119
				SAL-12S-1S8-X9/ SMT	Reel: 43-02120TR In bulk: 43-02120
	B	30	4	SAL-12B-1S4-X9/ SMT	Reel: 43-02030TR In bulk: 43-02030
				SAL-12B-1S5-X9/ SMT	Reel: 43-02031TR In bulk: 43-02031

M12x1 SOCKETS SMT

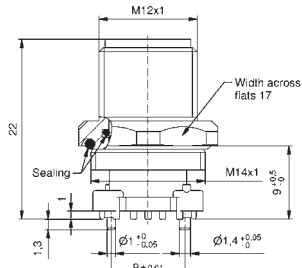
Front panel mounting, installation height 9 mm

Female connector



	Number of poles	Coding	Rated voltage [V]	Current rating [A]	Installation height [mm]	Description	Part No.
Female connector	4	A	250	4	9	SAL-12-FK4-X9/14/SMT	Reel: 43-01852TR In bulk: 43-01852
	5	A	60	4	9	SAL-12-FK5-X9/14/SMT	Reel: 43-01853TR In bulk: 43-01853
	8	A	30	2	9	SAL-12-FK8-X9/14/SMT	Reel: 43-02116TR In bulk: 43-02116
with shielding	4	A	250	4	9	SAL-12S-FK4-X9/14/SMT	Reel: 43-01854TR In bulk: 43-01854
	5	A	60	4	9	SAL-12S-FK5-X9/14/SMT	Reel: 43-01855TR In bulk: 43-01855
	8	A	30	2	9	SAL-12S-FK8-X9/14/SMT	Reel: 43-02117TR In bulk: 43-02117

Male connector

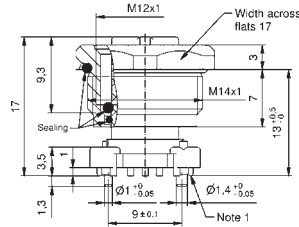


Male connector	4	A	250	4	9	SAL-12-FS4-X9/14/SMT	Reel: 43-02109TR In bulk: 43-02109
	5	A	60	4	9	SAL-12-FS5-X9/14/SMT	Reel: 43-02110TR In bulk: 43-02110
	8	A	30	2	9	SAL-12-FS8-X9/14/SMT	Reel: 43-02111TR In bulk: 43-02111
with shielding	4	A	250	4	9	SAL-12S-FS4-X9/14/SMT	Reel: 43-02112TR In bulk: 43-02112
	5	A	60	4	9	SAL-12S-FS5-X9/14/SMT	Reel: 43-02113TR In bulk: 43-02113
	8	A	30	2	9	SAL-12S-FS8-X9/14/SMT	Reel: 43-02114TR In bulk: 43-02114

M12x1 SOCKETS SMT

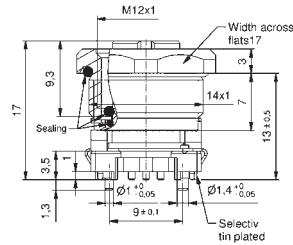
Front panel mounting, installation height 13 mm

Female connector



	Number of poles	Coding	Rated voltage [V]	Current rating [A]	Installation height [mm]	Description	Part No.
Female connector	4	A	250	4	13	SAL-12-FK4-X13/ 14/SMT	Reel: 43-02103TR In bulk: 43-02103
	5	A	60	4	13	SAL-12-FK5-X13/ 14/SMT	Reel: 43-02104TR In bulk: 43-02104
	8	A	30	2	13	SAL-12-FK8-X13/ 14/SMT	Reel: 43-02105TR In bulk: 43-02105
with shielding	4	A	250	4	13	SAL-12S-FK4-X13/ 14/SMT	Reel: 43-02106TR In bulk: 43-02106
	5	A	60	4	13	SAL-12S-FK5-X13/ 14/SMT	Reel: 43-02107TR In bulk: 43-02107
	8	A	30	2	13	SAL-12S-FK8-X13/ 14/SMT	Reel: 43-02108TR In bulk: 43-02108

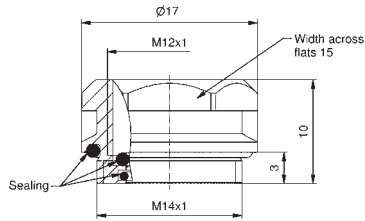
with shielding



M12x1 SOCKETS SMT

Installation components

Socket housing female



Front panel mounting

Size

Width across flats

Installation height [mm]

Description

Part No.

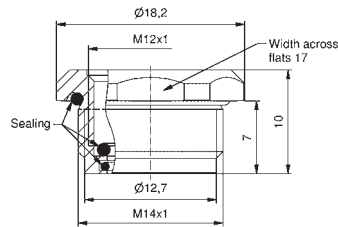
✓

M14x1

15

9

43-02129



✓

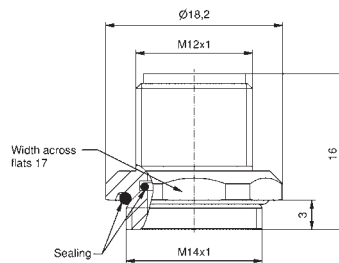
M14x1

17

13

43-02130

Socket housing male



✓

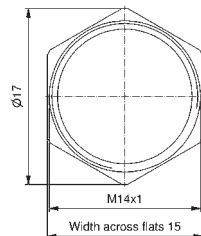
M14x1

17

9

43-02131

Hex nut



15

43-02132

SECTION 5

PANEL PLUGS MALE/FEMALE





SAL M8x1/M12x1 PANEL PLUG MALE/FEMALE

Nomenclature

S A L - 8 - E S T V M 3 - P

SAL
Sensor Actor Line

Installation size
8 = M8x1/∅ 8 mm
12 = M12x1

Coding
= A-coding
S = A-coding shielded

Design
E = Panel Plug

Gender
K = Female connector
S = Male connector

Contact carrier
= Standard
T = Transparent

Type
P = Plastic M8x1
M = Metal/plastic M8x1
VM = Metal M8x1
O = with O-ring M12x1

Number of poles
3 = 3-pos.
4 = 4-pos.
5.1 = 5-pos.
8 = 8-pos.

Type of connection/Installation height
L = Solder cup
P = Dip solder
P3,3 = Dip solder 3.3 mm
Pxx = Installation height one-piece socket

SAL M8x1/M12x1 PANEL PLUG MALE/FEMALE

Product specification

Material	
Contact	CuZn
Contact plating	Nickel plated, gold plated
Contact carrier	PA GF, UL 94 / PA 12 transparent, UL
Sealing	FPM
Socket housing	CuZn, nickel plated
Shielding	CuZn, nickel plated

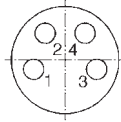
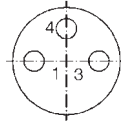
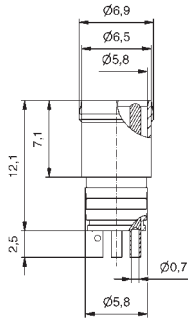
Technical Data	
Information on the following pages are basing on below mentioned IEC-standards.	
Rated voltage	IEC 61076-2-101 / IEC 61076-2-104
Current rating	IEC 61076-2-101 / IEC 61076-2-104
Insulation resistance	IEC 60512
Degree of pollution	IEC 60664-1
Degree of protection	IEC 60529
Mating cycles	IEC 60512-9a

Technical subject to change without notice.

M8x1 PANEL PLUG MALE

Plastic, Solder termination

Male connector, snap-in, plastic dark grey



Number of poles

Coding

Rated voltage [V]

Current rating [A]

Description

Part No.

3

50 V AC / 60 V DC

3

SAL-8-ESP3-L

42-01004

4

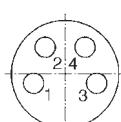
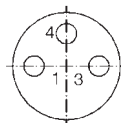
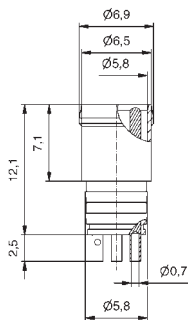
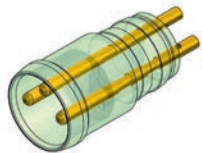
50 V AC / 60 V DC

3

SAL-8-ESP4-L

42-01006

Male connector, snap-in, plastic transparent



3

50 V AC / 60 V DC

3

SAL-8-ESTP3-L

42-01005

4

50 V AC / 60 V DC

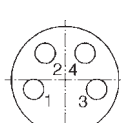
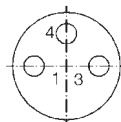
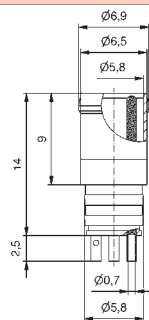

3

SAL-8-ESTP4-L

42-01007

Metal, Solder termination

Male connector, snap-in, metal/plastic transparent



3

50 V AC / 60 V DC

3

SAL-8-ESTM3-L

42-01002

4

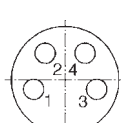
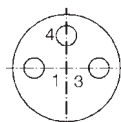
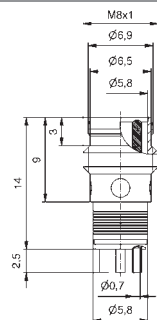
50 V AC / 60 V DC

3

SAL-8-ESTM4-L

42-01003

Male connector, screwable/snap-in, metal



3

50 V AC / 60 V DC

3

SAL-8-ESTVM3-L

42-01008

4

50 V AC / 60 V DC

3

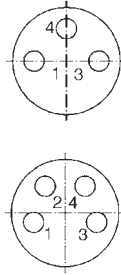
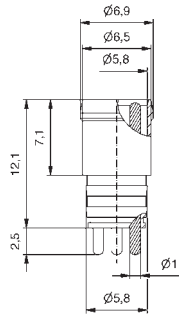
SAL-8-ESTVM4-L

42-01009

M8x1 PANEL PLUG MALE

Plastic, Dip solder termination

Male connector, snap-in, plastic dark grey



Number of poles

Coding

Rated voltage [V]

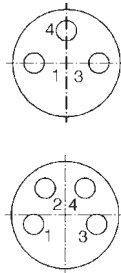
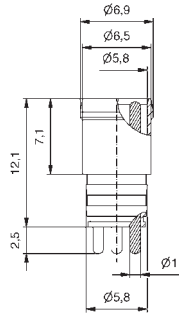
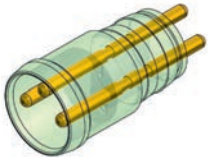
Current rating [A]

Description

Part No.

3		50 V AC / 60 V DC	3	SAL-8-ESP3-P	42-01012
4		50 V AC / 60 V DC	3	SAL-8-ESP4-P	42-01014

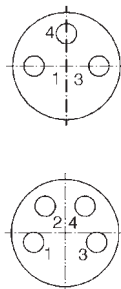
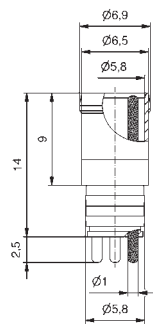
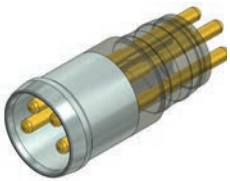
Male connector, snap-in, plastic transparent



3		50 V AC / 60 V DC	3	SAL-8-ESTP3-P	42-01013
4		50 V AC / 60 V DC	3	SAL-8-ESTP4-P	42-01015

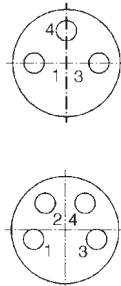
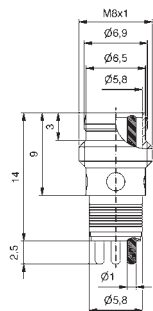
Metal, Dip solder termination

Male connector, snap-in, metal/plastic transparent



3		50 V AC / 60 V DC	3	SAL-8-ESTM3-P	42-01010
4		50 V AC / 60 V DC	3	SAL-8-ESTM4-P	42-01011

Male connector, screwable/snap-in, metal

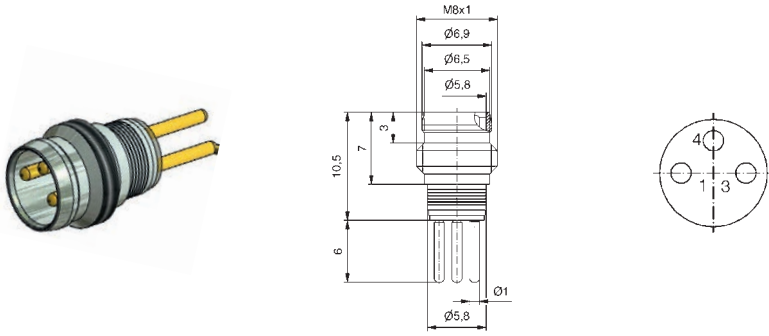


3		50 V AC / 60 V DC	3	SAL-8-ESTVM3-P	42-01016
4		50 V AC / 60 V DC	3	SAL-8-ESTVM4-P	42-01017

M8x1 PANEL PLUG MALE/FEMALE

Panel plug male, Dip solder termination

Male connector, short version, screwable/snap-in, metal



Number of poles

Coding

Rated voltage [V]

Current rating [A]

Description

Part No.

3

50 V AC/ 60 V DC

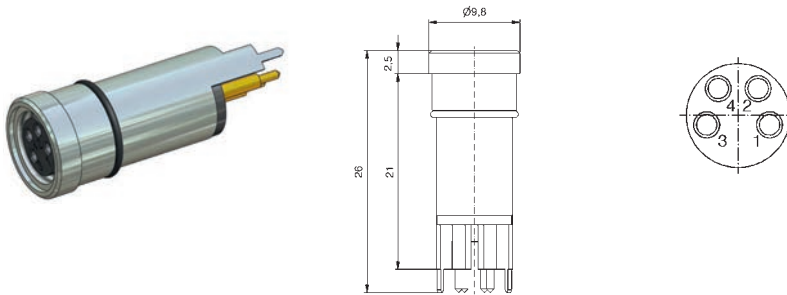
3

SAL-8-ESTVM3-P6

42-01099

Panel plug female, Dip solder termination

Female connector, axial, shielded, metal



4

30

3

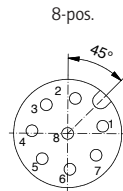
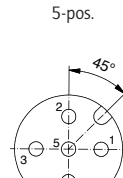
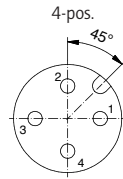
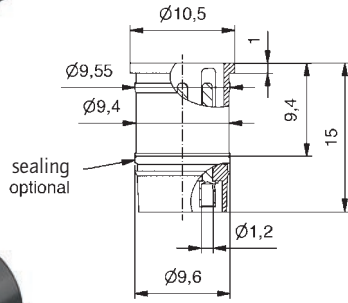
SAL-8S-EKVM4-P

42-01038

M12x1 PANEL PLUG MALE

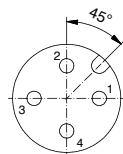
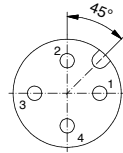
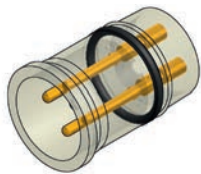
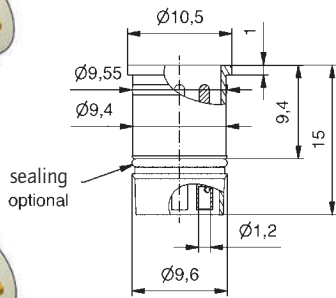
Plastic, Solder termination

Male connector, plastic black



Number of poles	Coding	Rated voltage [V]	Current rating [A]	O-ring	Description	Part No.
4	A	250	4		SAL-12-ES4-L	43-01336
5	A	60	4		SAL-12-ES5.1-L	43-01337
8	A	30	2		SAL-12-ES8-L	43-01637
4	A	250	4	✓	SAL-12-ES04-L	43-01338
5	A	60	4	✓	SAL-12-ES05.1-L	43-01339
8	A	30	2	✓	SAL-12-ES08-L	43-01638

Male connector, with gap for LED, plastic transparent

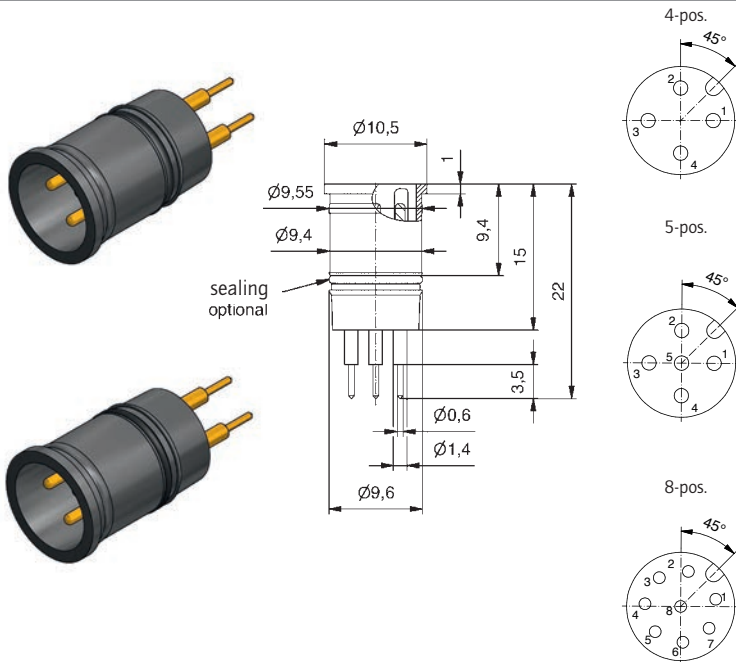


4	A	250	4		SAL-12-EST4-L	43-01682
4	A	250	4	✓	SAL-12-EST04-L	43-01340

M12x1 PANEL PLUG MALE

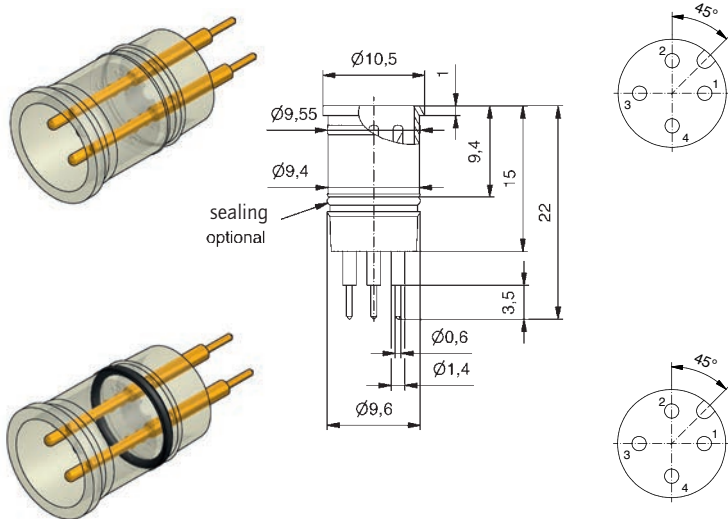
Plastic, Dip solder termination

Male connector, plastic black




Number of poles	Coding	Rated voltage [V]	Current rating [A]	O-ring	Description	Part No.
4	A	250	4		SAL-12-ES4-P	43-01683
5	A	60	4		SAL-12-ES5.1-P	43-01688
8	A	30	2		SAL-12-ES8-P	43-01635
4	A	250	4	✓	SAL-12-ES04-P	43-01699
5	A	60	4	✓	SAL-12-ES05.1-P	43-01700
8	A	30	2	✓	SAL-12-ES08-P	43-01701

Male connector, with gap for LED, plastic transparent




4	A	250	4		SAL-12-EST4-P	43-01636
4	A	250	4	✓	SAL-12-EST04-P	43-01681



SECTION 6

POWER CONNECTORS





SAL M12x1 POWER CONNECTORS OVERMOULDED

Nomenclature

S A L - 1 2 T - R K 4 - 3 / A 2

SAL
Sensor Actor Line

Installation size
12 = M12x1

Coding
SC = S-coding, shielded
T = T-coding

Design
R = Circular connector

Gender
K = Female connector
S = Male connector

Configuration
= Axial

Number of poles
3 = 3-pos.
4 = 4-pos.
2PE = 2-pos. + PE
3PE = 3-pos. + PE

Cable length
XX = Length [m]

Cable quality
A2 = PVC, black
K1 = TPU, black, highflexible, halogenfree, UL
GOA = PVC, shielded, orange, UL
GOB = TPU, shielded, orange, UL

SAL M12x1 POWER CONNECTORS OVERMOULDED

Product specification

Basic material	
Contact	CuZn
Contact plating	Nickel plated, gold plated
Contact carrier	PA6, UL94
Overmould	TPU, UL94, grey
Sealing	FPM
Coupling nut/-screw	GD-Zn, Ni
Shield sleeve	CuZn, Ni

Technical Data	Norm
-----------------------	-------------

Information on the following pages are basing on below mentioned IEC-standards.

Rated voltage	IEC 61076-2-111
Current rating	IEC 61076-2-111
Insulation resistance	IEC 60512
Degree of pollution	IEC 60664-1
Degree of protection	IEC 60529
Mating cycles	IEC 60512-9A

Recommended torque: 0.6 Nm

Technical subject to change without notice.

SAL M12x1 POWER SOCKETS

Nomenclature

S A L - 1 2 T - F K 4 - 0,5

SAL
Sensor Actor Line

Installation size
12 = M12x1

Coding
SC = S-coding
T = T-coding

Design
F = Socket connector

Gender
K = Female connector
S = Male connector

Mounting
= Front panel mounting
H = Back panel mounting
VO = Square flange with sealing

Number of poles
3 = 3-pos.
4 = 4-pos.
2PE = 2-pos. + PE
3PE = 3-pos. + PE

Type of termination
XX = Wire length [m]

SAL M12x1 POWER SOCKETS

Product specification

Basic material	
Contact	CuZn
Contact plating	Nickel plated, gold plated
Contact carrier	PA6, UL94
Sealing	FPM
Socket housing	CuZn, Ni
Counter nut	CuZn, Ni
Sealing compound	Polyurethan-Harz, UL94

Technical Data	Norm
-----------------------	-------------

Information on the following pages are basing on below mentioned IEC-standards.

Rated voltage	IEC 61076-2-111
Current rating	IEC 61076-2-111
Insulation resistance	IEC 60512
Degree of pollution	IEC 60664-1
Degree of protection	IEC 60529
Mating cycles	IEC 60512-9A

Recommended torque: 0.6 Nm

Technical subject to change without notice.

M12x1 POWER CONNECTORS OVERMOULDED T-coding

Female connector axial

PVC, black, LiYY

Contact assignment

Number of poles

Coding

Rated voltage [V]

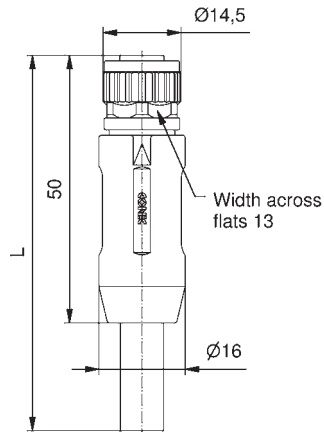

Current rating [A]

Cable length = L [m]

Wire cross section [mm²]

Description

Part No.

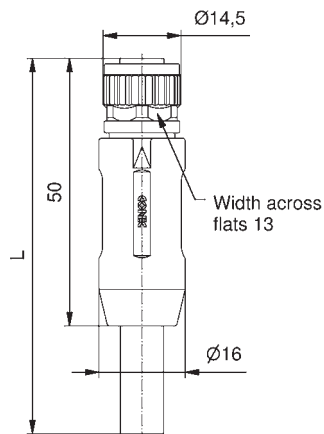


Pin 1 ■
Pin 3 ■
Pin 4 ■

Pin 1 ■
Pin 2 ■
Pin 3 ■
Pin 4 ■

3	T	63	12	1,5	2	SAL-12T-RK3-2/A2	43-19044
					3	SAL-12T-RK3-3/A2	43-19045
					5	SAL-12T-RK3-5/A2	43-19046
					10	SAL-12T-RK3-10/A2	43-19047
4	T	63	12	1,5	2	SAL-12T-RK4-2/A2	43-17132
					3	SAL-12T-RK4-3/A2	43-17133
					5	SAL-12T-RK4-5/A2	43-17134
					10	SAL-12T-RK4-10/A2	43-17135

TPU, black, Li9Y11Y



Pin 1 ■
Pin 3 ■
Pin 4 ■

Pin 1 ■
Pin 2 ■
Pin 3 ■
Pin 4 ■

3	T	63	12	1,5	2	SAL-12T-RK3-2/K1	43-19083
					3	SAL-12T-RK3-3/K1	43-19084
					5	SAL-12T-RK3-5/K1	43-19085
					10	SAL-12T-RK3-10/K1	43-19086
4	T	63	12	1,5	2	SAL-12T-RK4-2/K1	43-17582
					3	SAL-12T-RK4-3/K1	43-17922
					5	SAL-12T-RK4-5/K1	43-17923
					10	SAL-12T-RK4-10/K1	43-17924

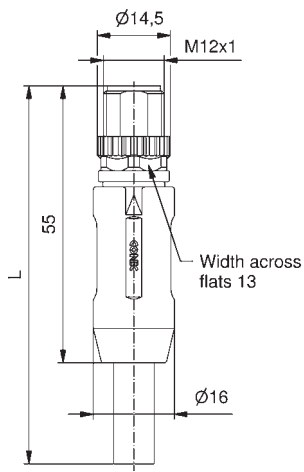

M12x1 POWER CONNECTORS OVERMOULDED T-coding

Male connector axial

PVC, black, LiYY

Contact assignment

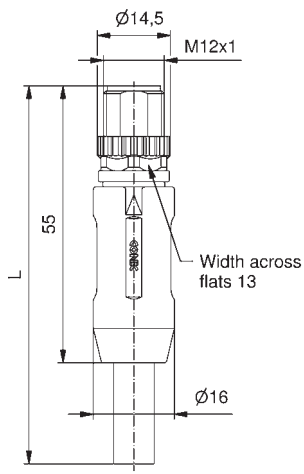
Number of poles	Coding	Rated voltage [V]	Current rating [A]	Cable length = L [m]	Wire cross section [mm ²]	Description	Part No.
3	T	63	12	1,5	2	SAL-12T-RS3-2/A2	43-19048
					3	SAL-12T-RS3-3/A2	43-19049
					5	SAL-12T-RS3-5/A2	43-19050
					10	SAL-12T-RS3-10/A2	43-19051
4	T	63	12	1,5	2	SAL-12T-RS4-2/A2	43-17140
					3	SAL-12T-RS4-3/A2	43-17141
					5	SAL-12T-RS4-5/A2	43-17142
					10	SAL-12T-RS4-10/A2	43-17143



- Pin 1 ■
- Pin 3 ■
- Pin 4 ■

- Pin 1 ■
- Pin 2 ■
- Pin 3 ■
- Pin 4 ■

TPU, black, Li9Y11Y



- Pin 1 ■
- Pin 3 ■
- Pin 4 ■

- Pin 1 ■
- Pin 2 ■
- Pin 3 ■
- Pin 4 ■

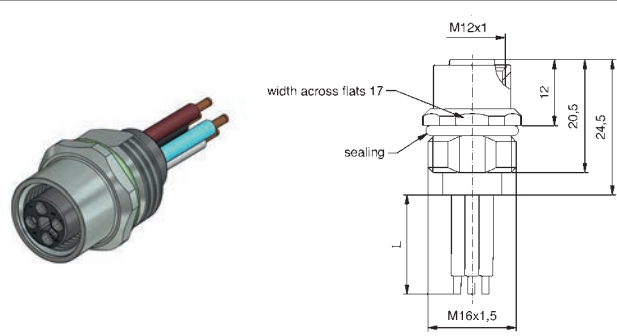
3	T	63	12	1,5	2	SAL-12T-RS3-2/K1	43-19087
					3	SAL-12T-RS3-3/K1	43-19088
					5	SAL-12T-RS3-5/K1	43-19089
					10	SAL-12T-RS3-10/K1	43-19090
4	T	63	12	1,5	2	SAL-12T-RS4-2/K1	43-17581
					3	SAL-12T-RS4-3/K1	43-17930
					5	SAL-12T-RS4-5/K1	43-17931
					10	SAL-12T-RS4-10/K1	43-17932

M12x1 POWER SOCKETS

T-coding

Front panel mounting, wire termination

Female connector M16x1,5 thread

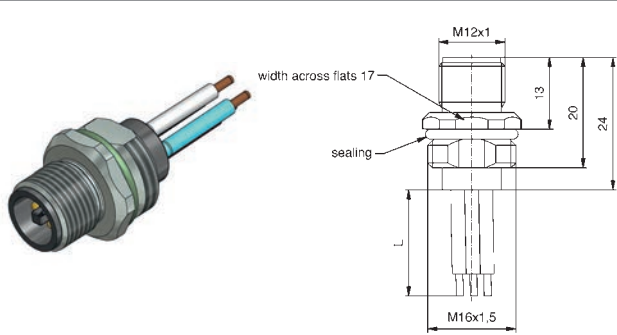


Contact assignment

- Pin 1 ■
- Pin 3 ■
- Pin 4 ■

Number of poles	Coding	Rated voltage [V]	Current rating [A]	Wire material	Wire cross section [AWG]	Wire length = L [m]	Description	Part No.
3	T	63	12	PVC	16	0,5	SAL-12T-FK3-0,5	43-02412
4	T	63	12	PVC	16	0,5	SAL-12T-FK4-0,5	43-02393

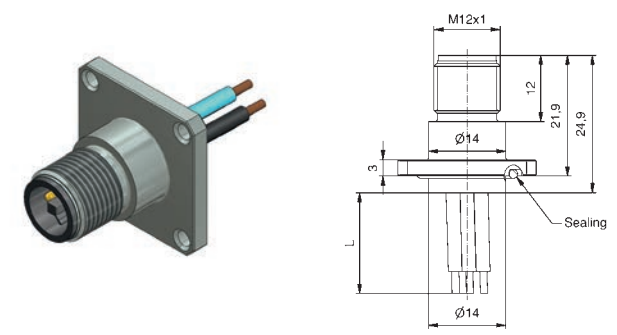
Male connector M16x1,5 thread



- Pin 1 ■
- Pin 3 ■
- Pin 4 ■

3	T	63	12	PVC	16	0,5	SAL-12T-FS3-0,5	43-02413
4	T	63	12	PVC	16	0,5	SAL-12T-FS4-0,5	43-02395

Male connector square flange 26 mm



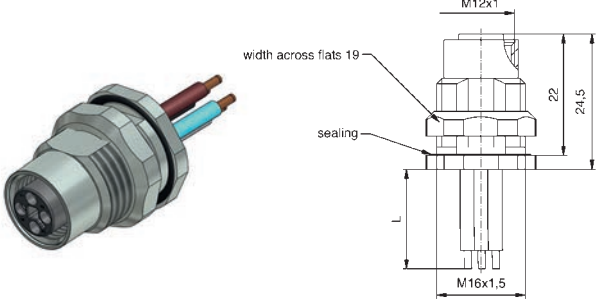







- Pin 1 ■
- Pin 3 ■
- Pin 4 ■

3	T	63	12	PVC	16	0,5	SAL-12T-FSV03-0,5	43-02498
4	T	63	12	PVC	16	0,5	SAL-12T-FSV04-0,5	43-02499

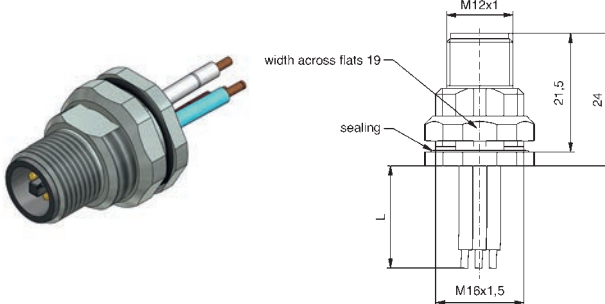







M12x1 POWER SOCKETS T-coding

Back panel mounting, wire termination

Female connector M16x1,5 thread

		Contact assignment	Number of poles	Coding	Rated voltage [V]	Current rating [A]	Wire material	Wire cross section [mm ²]	Wire length = L [m]	Description	Part No.
	Pin 1  Pin 3  Pin 4 		3	T	63	12	PVC	16	0,5	SAL-12T-FKH3-0,5	43-02416
	Pin 1  Pin 2  Pin 3  Pin 4 		4	T	63	12	PVC	16	0,5	SAL-12T-FKH4-0,5	43-02397

Male connector M16x1,5 thread

	Pin 1  Pin 3  Pin 4 		3	T	63	12	PVC	16	0,5	SAL-12T-FSH3-0,5	43-02417
	Pin 1  Pin 2  Pin 3  Pin 4 		4	T	63	12	PVC	16	0,5	SAL-12T-FSH4-0,5	43-02399

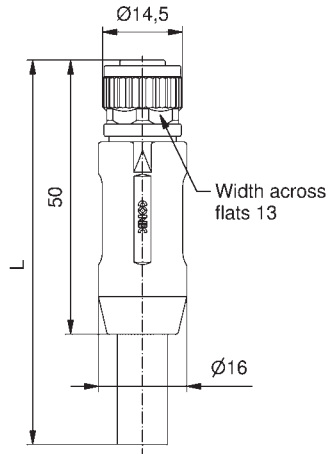
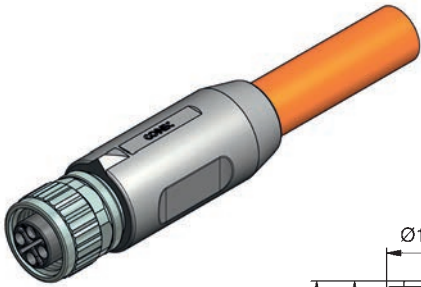
M12x1 POWER CONNECTORS OVERMOULDED
360° shielding, S-coding

Female connector axial

PVC, UL 2570, orange, Li9YCY

Contact assignment

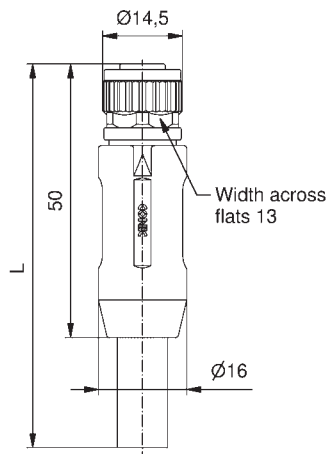
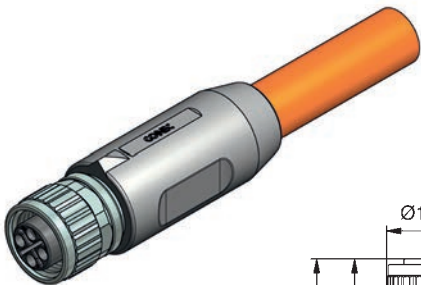
Number of poles	Coding	Rated voltage [V]	Current rating [A]	Cable length = L [m]	Wire cross section [mm ²]	Description	Part No.
2+PE	S	630	12	2	1,5	SAL-12SC-RK2PE-2/ GOA	43-19052
				3		SAL-12SC-RK2PE-3/ GOA	43-19053
				5		SAL-12SC-RK2PE-5/ GOA	43-19054
				10		SAL-12SC-RK2PE-10/ GOA	43-19055
3+PE	S	630	12	2	1,5	SAL-12SC-RK3PE-2/ GOA	43-17116
				3		SAL-12SC-RK3PE-3/ GOA	43-17117
				5		SAL-12SC-RK3PE-5/ GOA	43-17118
				10		SAL-12SC-RK3PE-10/ GOA	43-17119



Note: Voltage may be present only in mated condition.

TPU, UL 21223, orange, Li9YC11Y

2+PE	S	630	12	2	1,5	SAL-12SC-RK2PE-2/ GOB	43-19079
				3		SAL-12SC-RK2PE-3/ GOB	43-19080
				5		SAL-12SC-RK2PE-5/ GOB	43-19081
				10		SAL-12SC-RK2PE-10/ GOB	43-19082
3+PE	S	630	12	2	1,5	SAL-12SC-RK3PE-2/ GOB	43-17913
				3		SAL-12SC-RK3PE-3/ GOB	43-17914
				5		SAL-12SC-RK3PE-5/ GOB	43-17915
				10		SAL-12SC-RK3PE-10/ GOB	43-17916



Note: Voltage may be present only in mated condition.

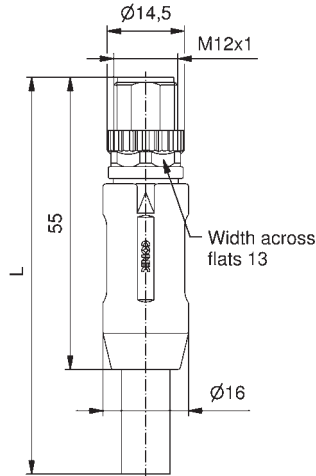
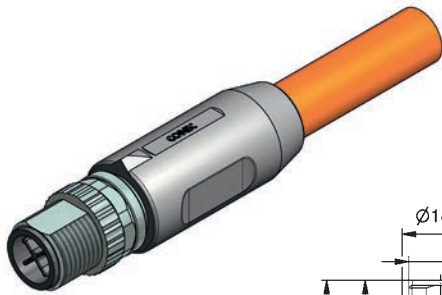
M12x1 POWER CONNECTORS OVERMOULDED

360° shielding, S-coding

Male connector axial

PVC, UL 2570, orange, Li9YCY

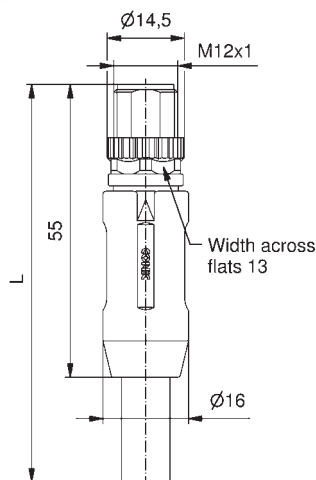
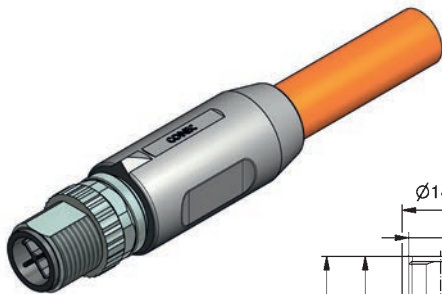
Contact assignment



Note: Voltage may be present only in mated condition.

Number of poles	Coding	Rated voltage [V]	Current rating [A]	Cable length = L [m]	Wire cross section [mm ²]	Description	Part No.
2+PE	S	630	12	2	1,5	SAL-12SC-RS2PE-2/GOA	43-19056
				3		SAL-12SC-RS2PE-3/GOA	43-19057
				5		SAL-12SC-RS2PE-5/GOA	43-19058
				10		SAL-12SC-RS2PE-10/GOA	43-19059
3+PE	S	630	12	2	1,5	SAL-12SC-RS3PE-2/GOA	43-17124
				3		SAL-12SC-RS3PE-3/GOA	43-17125
				5		SAL-12SC-RS3PE-5/GOA	43-17126
				10		SAL-12SC-RS3PE-10/GOA	43-17127

TPU, UL 21223, orange, Li9YC11Y




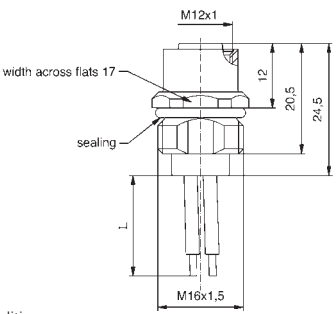







Note: Voltage may be present only in mated condition.

2+PE	S	630	12	2	1,5	SAL-12SC-RS2PE-2/GOB	43-19075
				3		SAL-12SC-RS2PE-3/GOB	43-19076
				5		SAL-12SC-RS2PE-5/GOB	43-19077
				10		SAL-12SC-RS2PE-10/GOB	43-19078
3+PE	S	630	12	2	1,5	SAL-12SC-RS3PE-2/GOB	43-17904
				3		SAL-12SC-RS3PE-3/GOB	43-17905
				5		SAL-12SC-RS3PE-5/GOB	43-17906
				10		SAL-12SC-RS3PE-10/GOB	43-17907


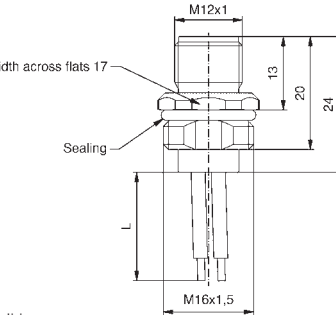







M12x1 POWER SOCKETS S-coding

Front panel mounting, wire termination


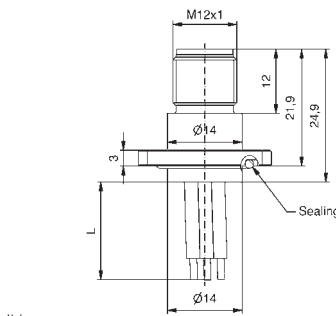







Female connector M16x1,5 thread

		Contact assignment	Number of poles	Coding	Rated voltage [V]	Current rating [A]	Wire material	Wire cross section [AWG]	Wire length = L [m]	Description	Part No.
 Note: Voltage may be present only in mated condition.		Pin 1  Pin 3  PE 	2+PE	S	630	12	PVC	16	0,5	SAL-12SC-FK2PE-0,5	43-02410
		Pin 1  Pin 2  Pin 3  PE 	3+PE	S	630	12	PVC	16	0,5	SAL-12SC-FK3PE-0,5	43-02392

Male connector M16x1,5 thread

 Note: Voltage may be present only in mated condition.		Pin 1  Pin 3  PE 	2+PE	S	630	12	PVC	16	0,5	SAL-12SC-FS2PE-0,5	43-02411
		Pin 1  Pin 2  Pin 3  PE 	3+PE	S	630	12	PVC	16	0,5	SAL-12SC-FS3PE-0,5	43-02394

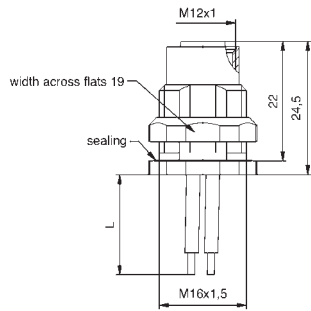

Male connector square flange 26 mm

 Note: Voltage may be present only in mated condition.		Pin 1  Pin 3  PE 	2+PE	S	630	12	PVC	16	0,5	SAL-12SC-FSV02PE-0,5	43-02496
		Pin 1  Pin 2  Pin 3  PE 	3+PE	S	630	12	PVC	16	0,5	SAL-12SC-FSV03PE-0,5	43-02497

M12x1 POWER SOCKETS S-coding

Back panel mounting, wire termination

Female connector M16x1,5 thread



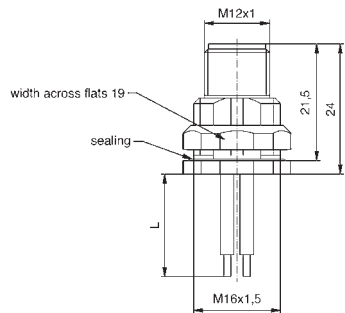

Note: Voltage may be present only in mated condition.

Contact assignment

Pin 1
Pin 3
PE

Number of poles	Coding	Rated voltage [V]	Current rating [A]	Wire material	Wire cross section [AWG]	Wire length = L [m]	Description	Part No.
2+PE	S	630	12	PVC	16	0,5	SAL-12SC-FKH2PE-0,5	43-02414
3+PE	S	630	12	PVC	16	0,5	SAL-12SC-FKH3PE-0,5	43-02396

Male connector M16x1,5 thread




Note: Voltage may be present only in mated condition.


Pin 1
Pin 3
PE

2+PE	S	630	12	PVC	16	0,5	SAL-12SC-FSH2PE-0,5	43-02415
3+PE	S	630	12	PVC	16	0,5	SAL-12SC-FSH3PE-0,5	43-02398

Section 7

HIGH TEMPERATURE CONNECTORS





SAL M12x1 HIGH TEMPERATURE CONNECTORS OVERMOULDED

Nomenclature

S A L - H T - 1 2 - R K W 4 - 3 / S 1

SAL
Sensor Actor Line

Type
HT = High Temperature 125° C

Installation size
12 = M12x1

Coding
= A-coding

Design
R = Circular connector

Gender
K = Female connector
S = Male connector

Configuration
= Axial
W = Angled

Number of poles
3 = 3-pos.
4 = 4-pos.
5 = 5-pos.

Cable length
XX = Length [m]

Cable quality
S1 = TPE, black

SAL M12x1 HIGH TEMPERATURE CONNECTORS OVERMOULDED

Product specification

Basic material	
Contact	CuZn, CuBe
Contact plating	Nickel plated, gold plated
Contact carrier	PBT GF, UL 94
Overmould	Thermoplastic elastomere
Sealing	FPM
Coupling nut/-screw	CuZn, nickel plated

Technical Data

Information on the following pages are basing on below mentioned IEC-standards.

Rated voltage	IEC 61076-2-101
Current rating	IEC 61076-2-101
Insulation resistance	IEC 60512-2
Degree of pollution	IEC 60664-1
Degree of protection	DIN 60529
Mating cycles	IEC 60512-9a

Technical subject to change without notice.

SAL M12x1 HIGH TEMPERATURE SOCKETS

Nomenclature

S A L - H T - 1 2 - F K P 4 - 0,5 - 9

SAL
Sensor Actor Line

Type
HT = High Temperature 125° C

Installation size
12 = M12x1

Coding
= A-coding

Design
F = Socket

Gender
K = Female connector
S = Male connector

Assembly
= Front panel mounting
P = Positioning possible, frontmounting
H = Back panel mounting
VO = Square flange with O-ring

Number of poles
3 = 3-pos.
4 = 4-pos.
5 = 5-pos.

Type of Connection/Installation height
XX = Wire lenght [m]
L = Solder cup
P5,5 = Dip solder ,5 mm
P12 = Dip solder 12 mm
Pxx = Installation height one-piece socket

Screw connection
= M16x1,5
9 = PG9

SAL M12x1 HIGH TEMPERATURE SOCKETS

Product specification

Basic material	
Contact	CuZn, CuBe
Contact plating	Nickel plated, gold plated
Contact carrier	PBT GF, UL 94
Sealing	FPM
Counter nut	CuZn, nickel plated
Socket housing	CuZn, nickel plated
Sealing Compound	Polyurethane-resin, UL 94

Technical Data

Information on the following pages are basing on below mentioned IEC-standards.

Rated voltage	IEC 61076-2-101
Current rating	IEC 61076-2-101
Insulation resistance	IEC 60512
Degree of pollution	IEC 60664-1
Degree of protection	DIN 60529
Mating cycles	IEC 60512-9a

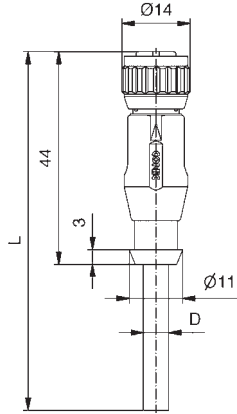
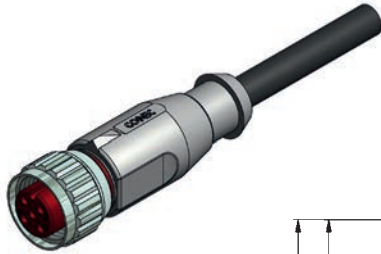
Technical subject to change without notice.

M12x1 HT CONNECTORS OVERMOULDED (up to 125°C)

Female connector axial

TPE, black, Li12Y33X

Contact assignment



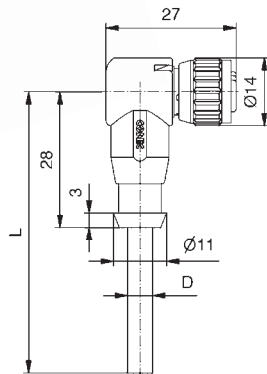

- Pin 1 ■
- Pin 2 ■
- Pin 3 ■
- Pin 4 ■

- Pin 1 ■
- Pin 2 ■
- Pin 3 ■
- Pin 4 ■
- Pin 5 ■

Number of poles	Coding	Rated voltage [V]	Current rating [A]	Cable length = L [m]	Wire cross section [mm ²]	Description	Part No.
4	A	250	4	0,34	2	SAL-HT-12-RK4-2/S1	43-10480
					3	SAL-HT-12-RK4-3/S1	43-10481
					5	SAL-HT-12-RK4-5/S1	43-10482
					10	SAL-HT-12-RK4-10/S1	43-10483
5	A	60	4	0,34	2	SAL-HT-12-RK5-2/S1	43-10484
					3	SAL-HT-12-RK5-3/S1	43-10485
					5	SAL-HT-12-RK5-5/S1	43-10486
					10	SAL-HT-12-RK5-10/S1	43-10487

Female connector angled

TPE, black, Li12Y33X



- Pin 1 ■
- Pin 2 ■
- Pin 3 ■
- Pin 4 ■

- Pin 1 ■
- Pin 2 ■
- Pin 3 ■
- Pin 4 ■
- Pin 5 ■

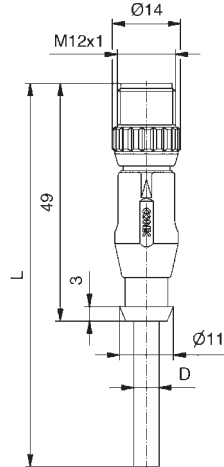
4	A	250	4	0,34	2	SAL-HT-12-RKW4-2/S1	43-10496
					3	SAL-HT-12-RKW4-3/S1	43-10497
					5	SAL-HT-12-RKW4-5/S1	43-10498
					10	SAL-HT-12-RKW4-10/S1	43-10499
5	A	60	4	0,34	2	SAL-HT-12-RKW5-2/S1	43-10500
					3	SAL-HT-12-RKW5-3/S1	43-10501
					5	SAL-HT-12-RKW5-5/S1	43-10502
					10	SAL-HT-12-RKW5-10/S1	43-10503

M12x1 HT CONNECTORS OVERMOULDED (up to 125°C)

Male connector axial

TPE, black, Li12Y33X

Contact assignment



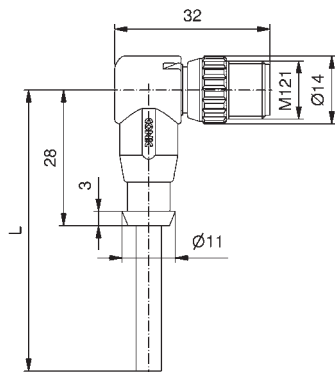
- Pin 1 ■
- Pin 2 ■
- Pin 3 ■
- Pin 4 ■

- Pin 1 ■
- Pin 2 ■
- Pin 3 ■
- Pin 4 ■
- Pin 5 ■

Number of poles	Coding	Rated voltage [V]	Current rating [A]	Cable length = L [m]	Wire cross section [mm ²]	Description	Part No.
4	A	250	4	0,34	2	SAL-HT-12-RS4-2/S1	43-10488
					3	SAL-HT-12-RS4-3/S1	43-10489
					5	SAL-HT-12-RS4-5/S1	43-10490
					10	SAL-HT-12-RS4-10/S1	43-10491
5	A	60	4	0,34	2	SAL-HT-12-RS5-2/S1	43-10492
					3	SAL-HT-12-RS5-3/S1	43-10493
					5	SAL-HT-12-RS5-5/S1	43-10494
					10	SAL-HT-12-RS5-10/S1	43-10495

Male connector angled

TPE, black, Li12Y33X



- Pin 1 ■
- Pin 2 ■
- Pin 3 ■
- Pin 4 ■

- Pin 1 ■
- Pin 2 ■
- Pin 3 ■
- Pin 4 ■
- Pin 5 ■

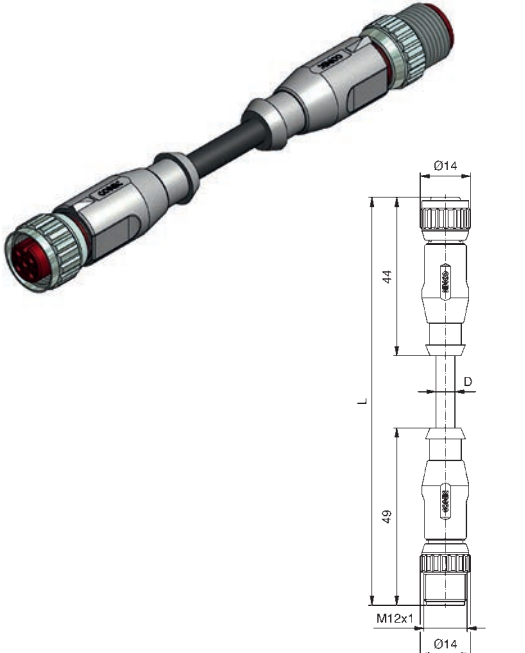
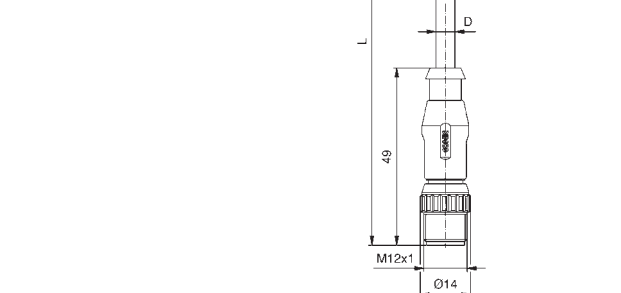
4	A	250	4	0,34	2	SAL-HT-12-RSW4-2/S1 / A1090	43-14783
					3	SAL-HT-12-RSW4-3/S1 / A1090	43-14784
					5	SAL-HT-12-RSW4-5/S1 / A1090	43-14785
					10	SAL-HT-12-RSW4-10/S1 / A1090	43-14786
5	A	60	4	0,34	2	SAL-HT-12-RSW5-2/S1 / A1090	43-14787
					3	SAL-HT-12-RSW5-3/S1 / A1090	43-14788
					5	SAL-HT-12-RSW5-5/S1 / A1090	43-14789
					10	SAL-HT-12-RSW5-10/S1 / A1090	43-14790

M12x1 HT CONNECTORS OVERMOULDED (up to 125 °C)
Connecting cable

Female connector axial
Male connector axial

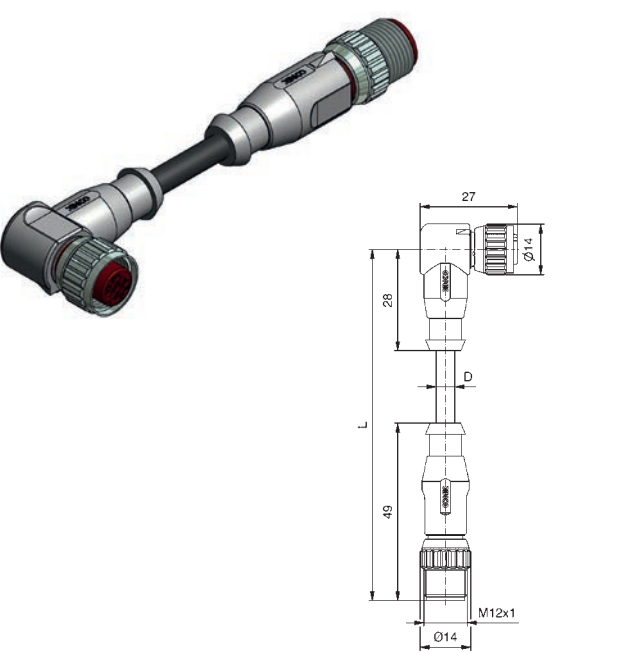
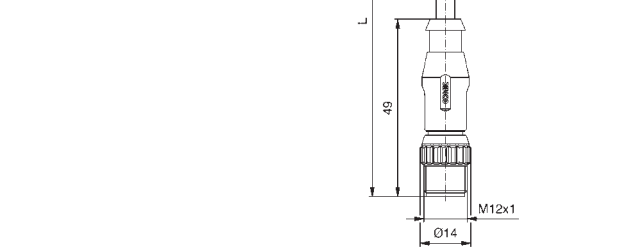
TPE, black, Li12Y33X

Contact assignment

	Number of poles	Coding	Rated voltage [V]	Current rating [A]	Cable length = L [m]	Wire cross section [mm ²]	Description	Part No.
 <p>Pin 1 ■ Pin 2 ■ Pin 3 ■ Pin 4 ■</p>	4	A	250	4	0,34	0,3	SAL-HT-12-RK4-RS4-0,3/S1	43-10900
						0,6	SAL-HT-12-RK4-RS4-0,6/S1	43-10901
						1,5	SAL-HT-12-RK4-RS4-1,5/S1	43-10902
						3	SAL-HT-12-RK4-RS4-3/S1	43-10903
 <p>Pin 1 ■ Pin 2 ■ Pin 3 ■ Pin 4 ■ Pin 5 ■</p>	5	A	60	4	0,34	0,3	SAL-HT-12-RK5-RS5-0,3/S1	43-10904
						0,6	SAL-HT-12-RK5-RS5-0,6/S1	43-10905
						1,5	SAL-HT-12-RK5-RS5-1,5/S1	43-10906
						3	SAL-HT-12-RK5-RS5-3/S1	43-10907

Female connector angled
Male connector axial

TPE, black, Li12Y33X

 <p>Pin 1 ■ Pin 2 ■ Pin 3 ■ Pin 4 ■</p>	4	A	250	4	0,34	0,3	SAL-HT-12-RKW4-RS4-0,3/S1	43-10908
						0,6	SAL-HT-12-RKW4-RS4-0,6/S1	43-10909
						1,5	SAL-HT-12-RKW4-RS4-1,5/S1	43-10910
						3	SAL-HT-12-RKW4-RS4-3/S1	43-10911
 <p>Pin 1 ■ Pin 2 ■ Pin 3 ■ Pin 4 ■ Pin 5 ■</p>	5	A	60	4	0,34	0,3	SAL-HT-12-RKW5-RS5-0,3/S1	43-10912
						0,6	SAL-HT-12-RKW5-RS5-0,6/S1	43-10913
						1,5	SAL-HT-12-RKW5-RS5-1,5/S1	43-10914
						3	SAL-HT-12-RKW5-RS5-3/S1	43-10915

M12x1 HT SOCKETS (up to 125°C)

Front panel mounting, wire termination


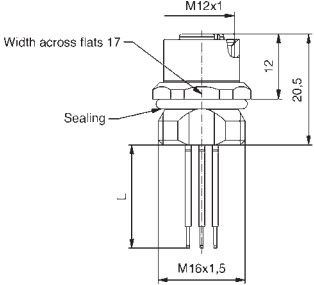














Female connector, M16x1.5 thread

Contact assignment


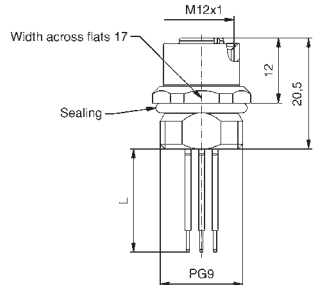














Number of poles	Coding	Rated voltage [V]	Current rating [A]	Wire material	Wire cross section [AWG]	Wire length = L [m]
4	A	250	4	Copolymer	24	0,5
5	A	60	4	Copolymer	24	0,5
5	A	60	4	Copolymer	24	0,5

Description


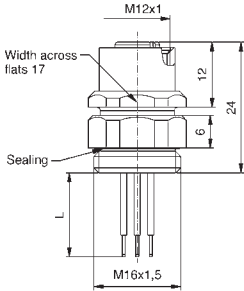














Part No.

 	Pin 1  Pin 2  Pin 3  Pin 4 	SAL-HT-12-FK4-0,5	43-01022
	Pin 1  Pin 2  Pin 3  Pin 4  Pin 5 	SAL-HT-12-FK5-0,5	43-01023
	Pin 1  Pin 2  Pin 3  Pin 4  Pin 5 	SAL-HT-12-FK5.1-0,5	43-01046


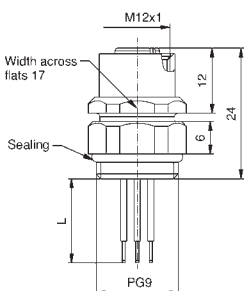














Female connector, PG9 thread

 	Pin 1  Pin 2  Pin 3  Pin 4 	SAL-HT-12-FK4-0,5-9	43-01076
	Pin 1  Pin 2  Pin 3  Pin 4  Pin 5 	SAL-HT-12-FK5-0,5-9	43-01078
	Pin 1  Pin 2  Pin 3  Pin 4  Pin 5 	SAL-HT-12-FK5.1-0,5-9	43-01077

Female connector, M16x1.5 thread, positioning possible

 	Pin 1  Pin 2  Pin 3  Pin 4 	SAL-HT-12-FKP4-0,5	43-01038
	Pin 1  Pin 2  Pin 3  Pin 4  Pin 5 	SAL-HT-12-FKP5-0,5	43-01039
	Pin 1  Pin 2  Pin 3  Pin 4  Pin 5 	SAL-HT-12-FKP5.1-0,5	43-01127

Female connector, PG9 thread, positioning possible

 	Pin 1  Pin 2  Pin 3  Pin 4 	SAL-HT-12-FKP4-0,5-9	43-01112
	Pin 1  Pin 2  Pin 3  Pin 4  Pin 5 	SAL-HT-12-FKP5-0,5-9	43-01113
	Pin 1  Pin 2  Pin 3  Pin 4  Pin 5 	SAL-HT-12-FKP5.1-0,5-9	43-01135

M12x1 HT SOCKETS (up to 125°C)

Front panel mounting, wire termination

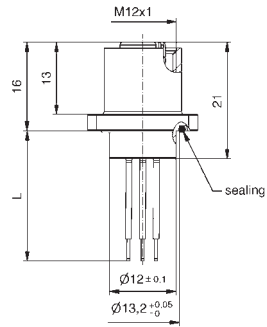

Female connector, Square flange 20x20

Contact assignment

Number of poles	Coding	Rated voltage [V]	Current rating [A]	Wire material	Wire cross section [AWG]	Wire length = L [m]
4	A	250	4	Copolymer	24	0,5
5	A	60	4	Copolymer	24	0,5

Description

Part No.



- Pin 1 ■
- Pin 2 ■
- Pin 3 ■
- Pin 4 ■

- Pin 1 ■
- Pin 2 ■
- Pin 3 ■
- Pin 4 ■
- Pin 5 ■

SAL-HT-12-FV04-0,5-20

43-02324

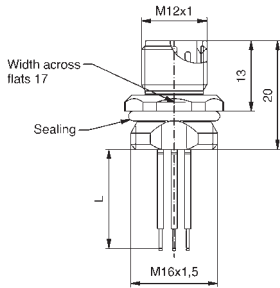

SAL-HT-12-FV05-0,5-20

43-02325

M12x1 HT SOCKETS (up to 125°C)

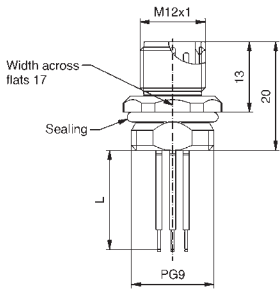

Front panel mounting, wire termination

Male connector, M16x1.5 thread



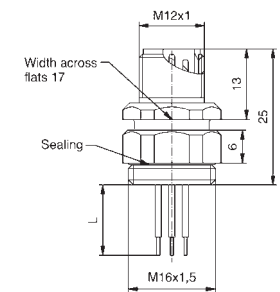

Contact assignment	Number of poles	Coding	Rated voltage [V]	Current rating [A]	Wire material	Wire cross section [AWG]	Wire length = L [m]	Description	Part No.
Pin 1 Pin 2 Pin 3 Pin 4	4	A	250	4	Copolymer	24	0,5	SAL-HT-12-FS4-0,5	43-01024
Pin 1 Pin 2 Pin 3 Pin 4 Pin 5	5	A	60	4	Copolymer	24	0,5	SAL-HT-12-FS5-0,5	43-01025
Pin 1 Pin 2 Pin 3 Pin 4 Pin 5	5	A	60	4	Copolymer	24	0,5	SAL-HT-12-FS5.1-0,5	43-01050

Male connector, PG9 thread



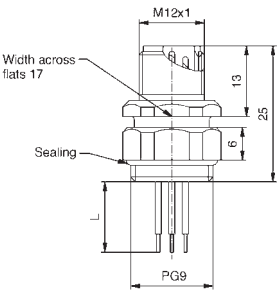

Pin 1 Pin 2 Pin 3 Pin 4	4	A	250	4	Copolymer	24	0,5	SAL-HT-12-FS4-0,5-9	43-01085
Pin 1 Pin 2 Pin 3 Pin 4 Pin 5	5	A	60	4	Copolymer	24	0,5	SAL-HT-12-FS5-0,5-9	43-01087
Pin 1 Pin 2 Pin 3 Pin 4 Pin 5	5	A	60	4	Copolymer	24	0,5	SAL-HT-12-FS5.1-0,5-9	43-01086

Male connector, M16x1.5 thread, positioning possible



Pin 1 Pin 2 Pin 3 Pin 4	4	A	250	4	Copolymer	24	0,5	SAL-HT-12-FSP4-0,5	43-01040
Pin 1 Pin 2 Pin 3 Pin 4 Pin 5	5	A	60	4	Copolymer	24	0,5	SAL-HT-12-FSP5-0,5	43-01041
Pin 1 Pin 2 Pin 3 Pin 4 Pin 5	5	A	60	4	Copolymer	24	0,5	SAL-HT-12-FSP5.1-0,5	43-01128

Male connector, PG9 thread, positioning possible

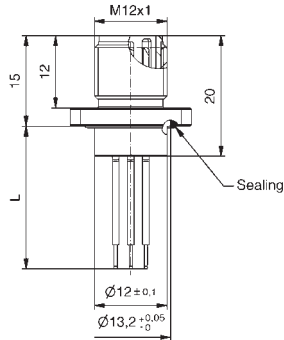



Pin 1 Pin 2 Pin 3 Pin 4	4	A	250	4	Copolymer	24	0,5	SAL-HT-12-FSP4-0,5-9	43-01114
Pin 1 Pin 2 Pin 3 Pin 4 Pin 5	5	A	60	4	Copolymer	24	0,5	SAL-HT-12-FSP5-0,5-9	43-01115
Pin 1 Pin 2 Pin 3 Pin 4 Pin 5	5	A	60	4	Copolymer	24	0,5	SAL-HT-12-FSP5.1-0,5-9	43-01136

M12x1 HT SOCKETS (up to 125 °C)

Front panel mounting, wire termination

Male connector, Square flange 20x20



Pin 1 ■
 Pin 2 ■
 Pin 3 ■
 Pin 4 ■

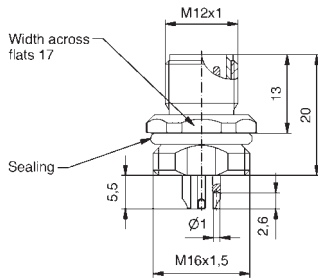
Pin 1 ■
 Pin 2 ■
 Pin 3 ■
 Pin 4 ■
 Pin 5 ■

Contact assignment

Number of poles	Coding	Rated voltage [V]	Current rating [A]	Wire material	Wire cross section [AWG]	Wire length = L [m]	Description	Part No.
4	A	250	4	Copolymer	24	0,5	SAL-HT-12-FSV04-0,5-20	43-02326
5	A	60	4	Copolymer	24	0,5	SAL-HT-12-FSV05-0,5-20	43-02327

Front panel mounting, solder termination

Male connector, M16x1.5 thread



4	A	250	4				SAL-HT-FS4-L	43-02357
5	A	60	4				SAL-HT-FS5.1-L	43-02358

M12x1 HT SOCKETS (up to 125°C)

Back panel mounting, wire termination

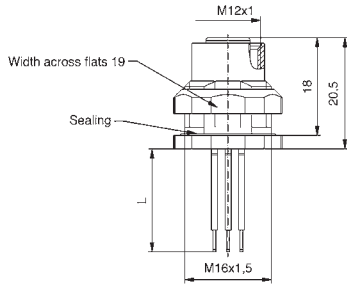

Male connector, M16x1.5 thread

Contact assignment

Number of poles	Coding	Rated voltage [V]	Current rating [A]	Wire material	Wire cross section [AWG]	Wire length = L [m]
4	A	250	4	Copolymer	24	0,5
5	A	60	4	Copolymer	24	0,5
5	A	60	4	Copolymer	24	0,5

Description

Part No.



- Pin 1 ■
- Pin 2 ■
- Pin 3 ■
- Pin 4 ■

- Pin 1 ■
- Pin 2 ■
- Pin 3 ■
- Pin 4 ■
- Pin 5 ■

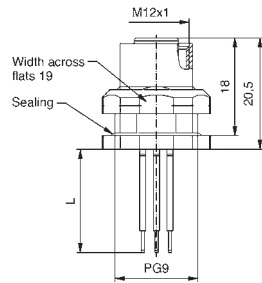

- Pin 1 ■
- Pin 2 ■
- Pin 3 ■
- Pin 4 ■
- Pin 5 ■

Female connector, PG9 thread

4	A	250	4	Copolymer	24	0,5
5	A	60	4	Copolymer	24	0,5
5	A	60	4	Copolymer	24	0,5

Description

Part No.



- Pin 1 ■
- Pin 2 ■
- Pin 3 ■
- Pin 4 ■

- Pin 1 ■
- Pin 2 ■
- Pin 3 ■
- Pin 4 ■
- Pin 5 ■

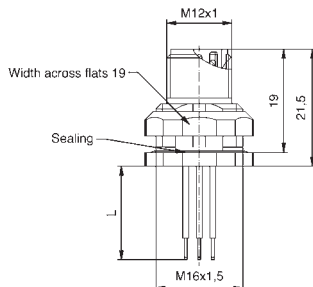

- Pin 1 ■
- Pin 2 ■
- Pin 3 ■
- Pin 4 ■
- Pin 5 ■

Male connector, M16x1.5 thread

4	A	250	4	Copolymer	24	0,5
5	A	60	4	Copolymer	24	0,5
5	A	60	4	Copolymer	24	0,5

Description

Part No.



- Pin 1 ■
- Pin 2 ■
- Pin 3 ■
- Pin 4 ■

- Pin 1 ■
- Pin 2 ■
- Pin 3 ■
- Pin 4 ■
- Pin 5 ■

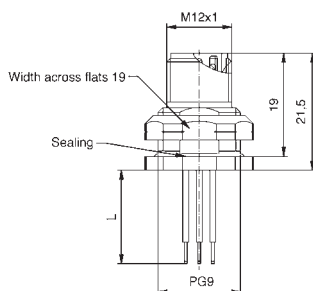
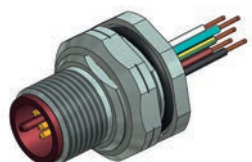
- Pin 1 ■
- Pin 2 ■
- Pin 3 ■
- Pin 4 ■
- Pin 5 ■

Male connector, PG9 thread

4	A	250	4	Copolymer	24	0,5
5	A	60	4	Copolymer	24	0,5
5	A	60	4	Copolymer	24	0,5

Description

Part No.



- Pin 1 ■
- Pin 2 ■
- Pin 3 ■
- Pin 4 ■

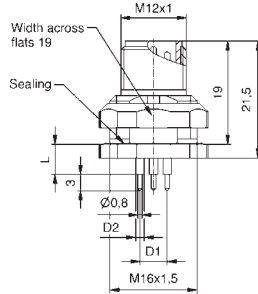

- Pin 1 ■
- Pin 2 ■
- Pin 3 ■
- Pin 4 ■
- Pin 5 ■

- Pin 1 ■
- Pin 2 ■
- Pin 3 ■
- Pin 4 ■
- Pin 5 ■

M12x1 HT SOCKETS (up to 125°C)

Back panel mounting, dip solder termination

Male connector, M16x1,5 thread, installation height 5.5 mm

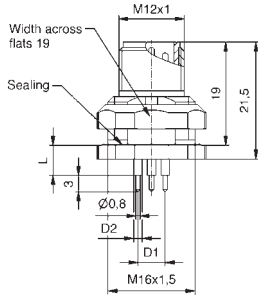



Number of poles	Coding	Rated voltage [V]	Current rating [A]	Installation height [mm]	Description	Part No.
-----------------	--------	-------------------	--------------------	--------------------------	-------------	----------

4	A	250	4	5,5	SAL-HT-12-FSH4-P5,5	43-02316
---	---	-----	---	-----	---------------------	----------

5	A	60	4	5,5	SAL-HT-12-FSH5.1-P5,5	43-02317
---	---	----	---	-----	-----------------------	----------

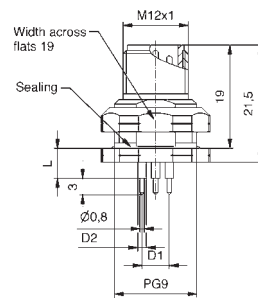
Male connector, M16x1,5 thread, installation height 12 mm



4	A	250	4	12	SAL-HT-12-FSH4-P12	43-02320
---	---	-----	---	----	--------------------	----------

5	A	60	4	12	SAL-HT-12-FSH5.1-P12	43-02321
---	---	----	---	----	----------------------	----------

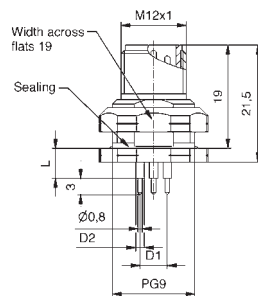

Male connector, PG9 thread, installation height 5.5 mm



4	A	250	4	5,5	SAL-HT-12-FSH4-P5,5-9	43-02318
---	---	-----	---	-----	-----------------------	----------


5	A	60	4	5,5	SAL-HT-12-FH5.1-P5,5-9	43-02319
---	---	----	---	-----	------------------------	----------

Male connector, PG9 thread, installation height 12 mm




4	A	250	4	12	SAL-HT-12-FSH4-P12-9	43-02322
---	---	-----	---	----	----------------------	----------

5	A	60	4	12	SAL-HT-12-FH5.1-P12-9	43-02323
---	---	----	---	----	-----------------------	----------



SECTION 8

FOOD & BEVERAGE CONNECTORS





SAL M8x1 / M12x1 FOOD & BEVERAGE CONNECTORS OVERMOULDED

Nomenclature

S A L - F B - 1 2 - R K W 4 - 2 L - 3 / P 1

SAL
Sensor Actor Line

Type
FB = Food & Beverage

Installation size
8 = M8x1
12 = M12x1

Coding
= A-coding

Design
R = Circular connector

Gender
K = Female connector
S = Male connector

Configuration
= Axial
W = Angled

Number of poles
3 = 3-pos.
4 = 4-pos.
5 = 5-pos.

LED-Display
2L = 2-LED
3L = 3-LED

Cable length
XX = Length [m]

Cable quality
P1 = PP, orange

SAL M8x1 / M12x1 FOOD & BEVERAGE CONNECTORS OVERMOULDED

Product specification

Basic material	
Contact	CuZn
Contact plating	Nickel plated, gold plated
Contact carrier	PP GF, UL 94
Overmould	TPE
Sealing	FPM
Coupling nut/-screw	1.4404 stainless steel

Technical Data		
Information on the following pages are basing on below mentioned IEC-standards.		
	M8	M12
Rated voltage	IEC 61076-2-104	IEC 61076-2-101
Current rating	IEC 61076-2-104	IEC 61076-2-101
Insulation resistance	IEC 60512	IEC 60512-2
Degree of pollution	IEC 60664-1	IEC 60664-1
Degree of protection	DIN 40050-9	DIN 40050-9
Mating cycles	IEC 60512-9a	IEC 60512-9a

Recommended torque M8: 0.4 Nm

Recommended torque M12: 0.6 Nm

Technical subject to change without notice.

SAL M8x1/M12x1 FOOD & BEVERAGE SOCKETS

Nomenclature

S A L - F B - 1 2 - F K P 4 - 0,5 - 9

SAL
Sensor Actor Line

Type
FB = Food & Beverage

Installation size
8 = M8x1
12 = M12x1

Coding
= A-coding

Design
F = Socket

Gender
K = Female connector
S = Male connector

Assembly
= Front panel mounting
P = Positioning possible, Front panel mounting
H = Back panel mounting

Number of poles
3 = 3-pos.
4 = 4-pos.
5 = 5-pos.
8 = 8-pos.

Type of Connection/Installation height
XX = Wire length [m]
P5,5 = Dip solder 5.5 mm
P12 = Dip solder 12 mm
Pxx = Installation height one-piece socket

Screw connection
= M8x0.5 by M8x1
= M16x1.5 by M12x1
9 = PG9 by M12x1

SAL M8x1/M12x1 FOOD & BEVERAGE SOCKETS

Product specification

Basic material	
Contact	CuZn
Contact plating	Nickel plated, gold plated
Contact carrier	PP GF, UL 94
Sealing	FPM
Counter nut	1.4404 stainless steel
Socket housing	1.4404 stainless steel
Sealing compound	Polyurethane-resin, UL 94

Technical Data

Information on the following pages are basing on below mentioned IEC-standards.

	M8	M12
Rated voltage	IEC 61076-2-104	IEC 61076-2-101
Current rating	IEC 61076-2-104	IEC 61076-2-101
Insulation resistance	IEC 60512	IEC 60512
Degree of pollution	IEC 60664-1	IEC 60664-1
Degree of protection	DIN 40050-9	DIN 40050-9
Mating cycles	IEC 60512-9a	IEC 60512-9a

Recommended torque M8: 0.6-0.8 Nm

Recommended torque M12: 1-1.2 Nm

Technical subject to change without notice.

M8x1 F&B CONNECTORS OVERMOULDED

Female connector axial

PP, orange, Li12Y9Y

Contact assignment

Number of poles

Coding

Rated voltage [V]


Current rating [A]

Cable length = L [m]

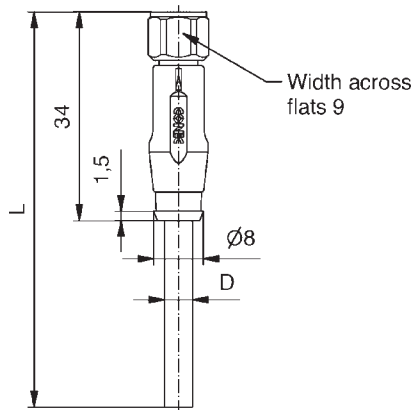
Wire cross section [mm²]

Description

Part No.



Pin 1 ■
Pin 3 ■
Pin 4 ■



Pin 1 ■
Pin 2 ■
Pin 3 ■
Pin 4 ■

3

50 V AC / 60 V DC

3

0,25

SAL-FB-8-RK3-2 / P1

42-10468

SAL-FB-8-RK3-3 / P1

42-10469

SAL-FB-8-RK3-5 / P1

42-10470

SAL-FB-8-RK3-10 / P1

42-10471

SAL-FB-8-RK4-2 / P1

42-10472

SAL-FB-8-RK4-3 / P1

42-10473

SAL-FB-8-RK4-5 / P1

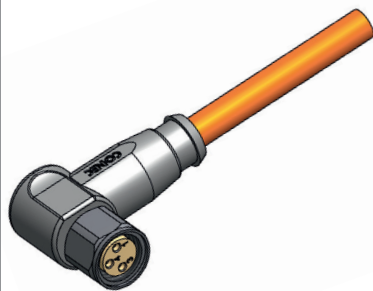
42-10474

SAL-FB-8-RK4-10 / P1

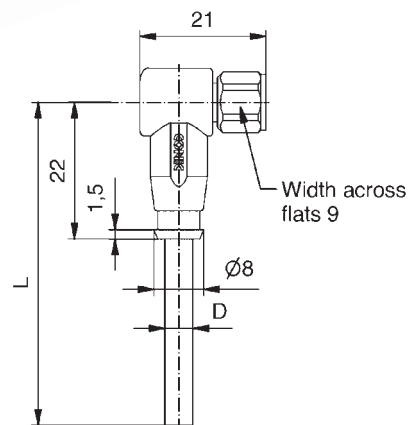
42-10475

Female connector angled

PP, orange, Li12Y9Y



Pin 1 ■
Pin 3 ■
Pin 4 ■



Pin 1 ■
Pin 2 ■
Pin 3 ■
Pin 4 ■

3

50 V AC / 60 V DC

3

0,25

SAL-FB-8-RKW3-2 / P1

42-10484

SAL-FB-8-RKW3-3 / P1

42-10485

SAL-FB-8-RKW3-5 / P1

42-10486

SAL-FB-8-RKW3-10 / P1

42-10487

SAL-FB-8-RKW4-2 / P1

42-10488

SAL-FB-8-RKW4-3 / P1

42-10489

SAL-FB-8-RKW4-5 / P1

42-10490

SAL-FB-8-RKW4-10 / P1

42-10491

4

50 V AC / 60 V DC

3

0,25

M8x1 F&B CONNECTORS OVERMOULDED with LED

Female connector angled, 2-LED

PP, orange, Li12Y9Y

Contact assignment

Number of poles

Coding

Rated voltage [V]

Current rating [A]

Cable length = L [m]

Wire cross section [mm²]

Description

Part No.

	2				0,25	SAL-FB-8-RKW3-2L-2 / P1	42-10500
	3		30	3		SAL-FB-8-RKW3-2L-3 / P1	42-10501
	5					SAL-FB-8-RKW3-2L-5 / P1	42-10502
	10					SAL-FB-8-RKW3-2L-10 / P1	42-10503

Female connector angled, 3-LED

PP, orange, Li12Y9Y

	2				0,25	SAL-FB-8-RKW4-3L-2 / P1	42-10504
	3		30	3		SAL-FB-8-RKW4-3L-3 / P1	42-10505
	5					SAL-FB-8-RKW4-3L-5 / P1	42-10506
	10					SAL-FB-8-RKW4-3L-10 / P1	42-10507

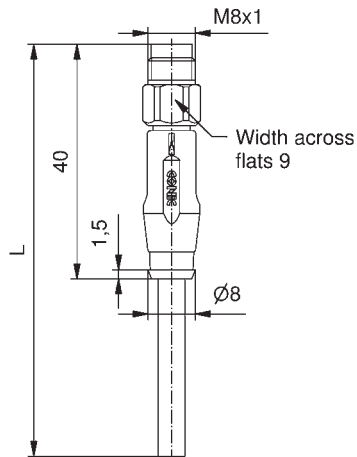
M8x1 F&B CONNECTORS OVERMOULDED

Male connector axial

PP, orange, Li12Y9Y

Contact assignment

Number of poles	Coding	Rated voltage [V]	Current rating [A]	Cable length = L [m]	Wire cross section [mm ²]	Description	Part No.
3		50 V AC / 60 V DC	3	0,25	2	SAL-FB-8-RS3-2 / P1	42-10476
					3	SAL-FB-8-RS3-3 / P1	42-10477
					5	SAL-FB-8-RS3-5 / P1	42-10478
					10	SAL-FB-8-RS3-10 / P1	42-10479
4		50 V AC / 60 V DC	3	0,25	2	SAL-FB-8-RS4-2 / P1	42-10480
					3	SAL-FB-8-RS4-3 / P1	42-10481
					5	SAL-FB-8-RS4-5 / P1	42-10482
					10	SAL-FB-8-RS4-10 / P1	42-10483



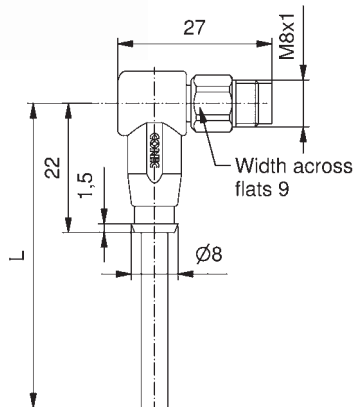

Pin 1 ■
Pin 3 ■
Pin 4 ■

Pin 1 ■
Pin 2 ■
Pin 3 ■
Pin 4 ■

Male connector angled

PP, orange, Li12Y9Y

3		50 V AC / 60 V DC	3	0,25	2	SAL-FB-8-RSW3-2 / P1	42-10492
					3	SAL-FB-8-RSW3-3 / P1	42-10493
					5	SAL-FB-8-RSW3-5 / P1	42-10494
					10	SAL-FB-8-RSW3-10 / P1	42-10495
4		50 V AC / 60 V DC	3	0,25	2	SAL-FB-8-RSW4-2 / P1	42-10496
					3	SAL-FB-8-RSW4-3 / P1	42-10497
					5	SAL-FB-8-RSW4-5 / P1	42-10498
					10	SAL-FB-8-RSW4-10 / P1	42-10499



Pin 1 ■
Pin 3 ■
Pin 4 ■

Pin 1 ■
Pin 2 ■
Pin 3 ■
Pin 4 ■

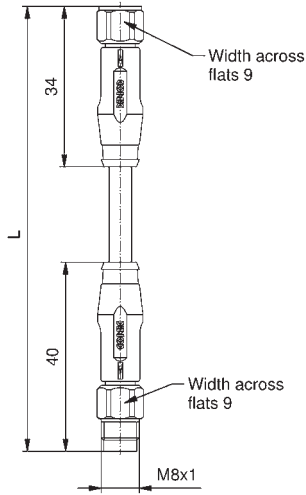
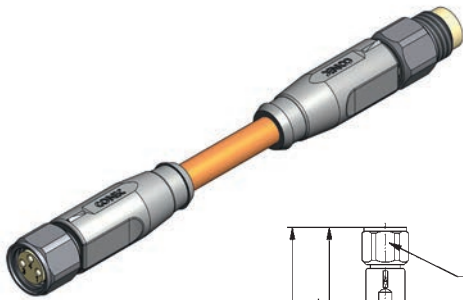
M8x1 F&B CONNECTORS OVERMOULDED
Connecting cable

Female connector axial
Male connector axial

PP, orange, Li12Y9Y

Contact assignment

Number of poles	Coding	Rated voltage [V]	Current rating [A]	Cable length = L [m]	Wire cross section [mm ²]	Description	Part No.
3	50 V AC / 60 V DC	3	0,3	0,25	0,3	SAL-FB-8-RK3-RS3-0,3/P1	42-13198
						SAL-FB-8-RK3-RS3-0,6/P1	42-13199
						SAL-FB-8-RK3-RS3-1,5/P1	42-13010
						SAL-FB-8-RK3-RS3-3/P1	42-13200
4	50 V AC / 60 V DC	3	0,3	0,25	0,3	SAL-FB-8-RK4-RS4-0,3/P1	42-13201
						SAL-FB-8-RK4-RS4-0,6/P1	42-13160
						SAL-FB-8-RK4-RS4-1,5/P1	42-13202
						SAL-FB-8-RK4-RS4-3/P1	42-13203



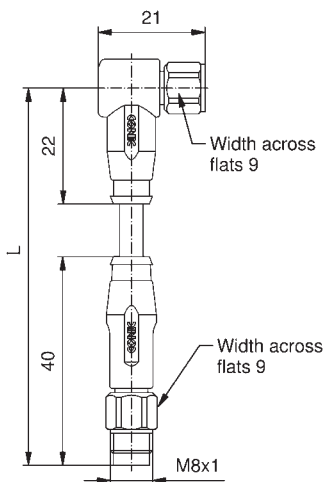
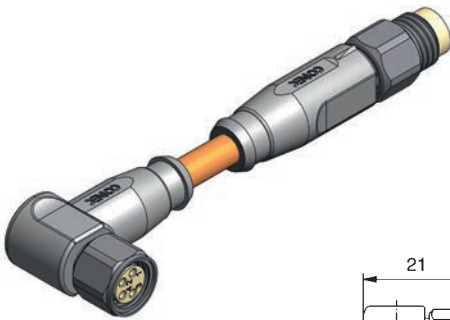
- Pin 1 ■
- Pin 3 ■
- Pin 4 ■

- Pin 1 ■
- Pin 2 ■
- Pin 3 ■
- Pin 4 ■

Female connector angled
Male connector axial

PP, orange, Li12Y9Y

3	50 V AC / 60 V DC	3	0,3	0,25	0,3	SAL-FB-8-RKW3-RS3-0,3/P1	42-13204
						SAL-FB-8-RKW3-RS3-0,6/P1	42-13205
						SAL-FB-8-RKW3-RS3-1,5/P1	42-13206
						SAL-FB-8-RKW3-RS3-3/P1	42-13207
4	50 V AC / 60 V DC	3	0,3	0,25	0,3	SAL-FB-8-RKW4-RS4-0,3/P1	42-13208
						SAL-FB-8-RKW4-RS4-0,6/P1	42-13209
						SAL-FB-8-RKW4-RS4-1,5/P1	42-13210
						SAL-FB-8-RKW4-RS4-3/P1	42-13211



- Pin 1 ■
- Pin 3 ■
- Pin 4 ■

- Pin 1 ■
- Pin 2 ■
- Pin 3 ■
- Pin 4 ■

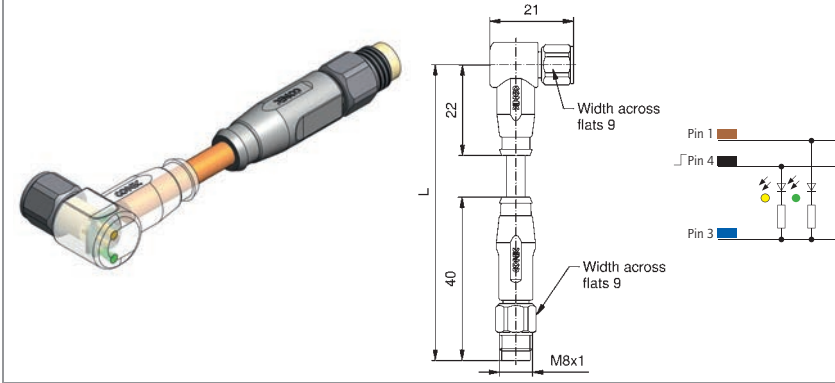
M8x1 F&B CONNECTORS OVERMOULDED
Connecting cable with LED

Female connector angled, 2-fold LED
Male connector axial

PP, orange, Li12Y9Y

Contact assignment

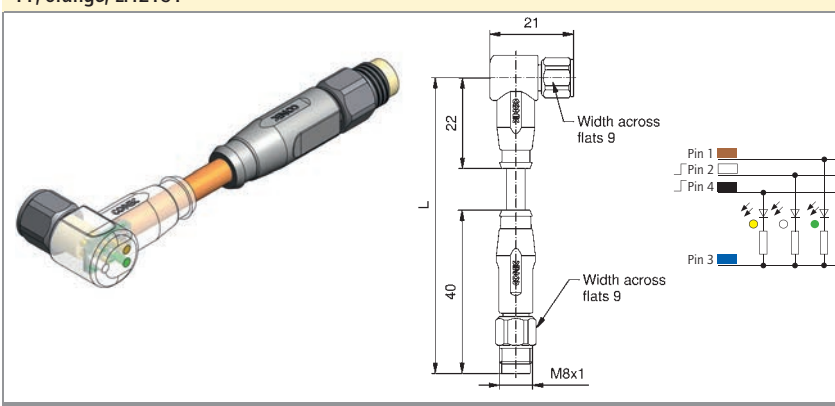
Number of poles	Coding	Rated voltage [V]	Current rating [A]	Cable Length = L [m]	Wire cross section [mm ²]	Description	Part No.
3		30	3	0,3		SAL-FB-8-RKW3-RS3-2L-0,3/P1	42-13212
				0,6		SAL-FB-8-RKW3-RS3-2L-0,6/P1	42-13213
				1,5	0,25	SAL-FB-8-RKW3-RS3-2L-1,5/P1	42-13214
				3		SAL-FB-8-RKW3-RS3-2L-3/P1	42-13215



Female connector angled, 3-fold LED
Male connector axial

PP, orange, Li12Y9Y

Number of poles	Coding	Rated voltage [V]	Current rating [A]	Cable Length = L [m]	Wire cross section [mm ²]	Description	Part No.
3		30	3	0,3		SAL-FB-8-RKW4-RS4-3L-0,3/P1	42-13216
				0,6		SAL-FB-8-RKW4-RS4-3L-0,6/P1	42-13217
				1,5	0,25	SAL-FB-8-RKW4-RS4-3L-1,5/P1	42-13218
				3		SAL-FB-8-RKW4-RS4-3L-3/P1	42-13219



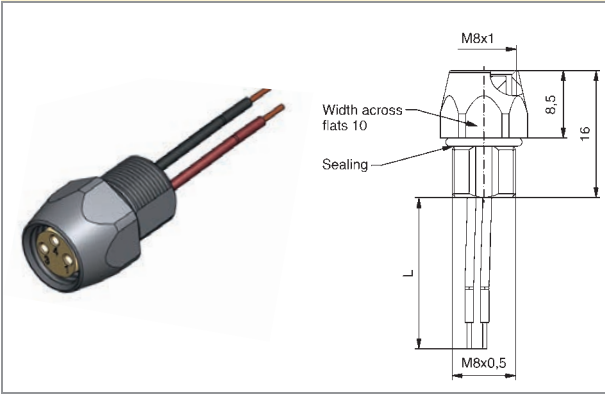
M8x1 F&B SOCKETS

Front panel mounting, wire termination

Female connector, M8x0.5 thread

Contact assignment

Number of poles	Coding	Rated voltage [V]	Current rating [A]	Wire material	Wire cross section [AWG]	Wire Length = L [m]	Description	Part No.
3		50 V AC / 60 V DC	3	PVC	24	0,2	SAL-FB-8-FK3-0,2	42-01018
4		50 V AC / 60 V DC	3	PVC	24	0,2	SAL-FB-8-FK4-0,2	42-01019



- Pin 1 ■
- Pin 3 ■
- Pin 4 ■

- Pin 1 ■
- Pin 2 ■
- Pin 3 ■
- Pin 4 ■

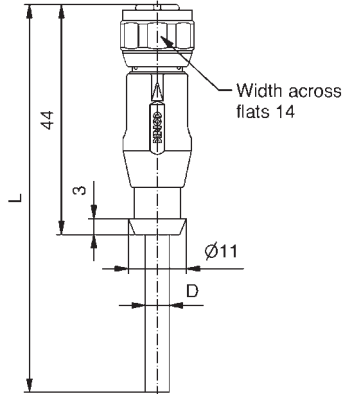
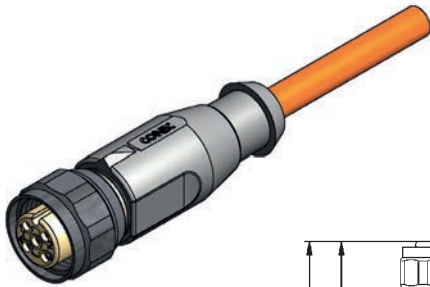
M12x1 F&B CONNECTORS OVERMOULDED

Female connector axial

PP, orange, Li12Y9Y

Contact assignment

Number of poles	Coding	Rated voltage [V]	Current rating [A]	Cable Length = L [m]	Wire cross section [mm ²]	Description	Part No.
4	A	250	4	0,34	2	SAL-FB-12-RK4-2/P1	43-10512
					3	SAL-FB-12-RK4-3/P1	43-10513
					5	SAL-FB-12-RK4-5/P1	43-10514
					10	SAL-FB-12-RK4-10/P1	43-10515
					2	SAL-FB-12-RK5-2/P1	43-10516
5	A	60	4	0,34	3	SAL-FB-12-RK5-3/P1	43-10517
					5	SAL-FB-12-RK5-5/P1	43-10518
					10	SAL-FB-12-RK5-10/P1	43-10519



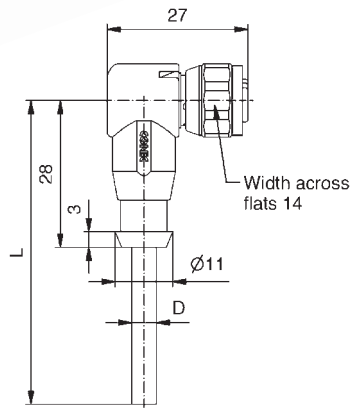

- Pin 1 ■
- Pin 2 ■
- Pin 3 ■
- Pin 4 ■

- Pin 1 ■
- Pin 2 ■
- Pin 3 ■
- Pin 4 ■
- Pin 5 ■

Female connector angled

PP, orange, Li12Y9Y

4	A	250	4	0,34	2	SAL-FB-12-RKW4-2/P1	43-10528
					3	SAL-FB-12-RKW4-3/P1	43-10529
					5	SAL-FB-12-RKW4-5/P1	43-10530
					10	SAL-FB-12-RKW4-10/P1	43-10531
					2	SAL-FB-12-RKW5-2/P1	43-10532
5	A	60	4	0,34	3	SAL-FB-12-RKW5-3/P1	43-10533
					5	SAL-FB-12-RKW5-5/P1	43-10534
					10	SAL-FB-12-RKW5-10/P1	43-10535



- Pin 1 ■
- Pin 2 ■
- Pin 3 ■
- Pin 4 ■

- Pin 1 ■
- Pin 2 ■
- Pin 3 ■
- Pin 4 ■
- Pin 5 ■

M12x1 F&B CONNECTORS OVERMOULDED with LED

Female connector angled, 3-LED

PP, orange, Li12Y9Y

Contact assignment

Number of poles

Coding

Rated voltage [V]

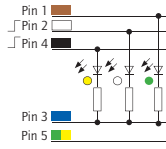
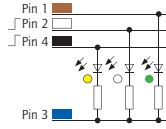
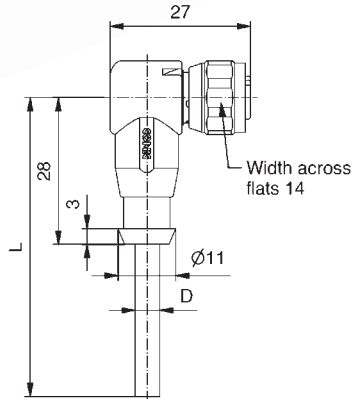
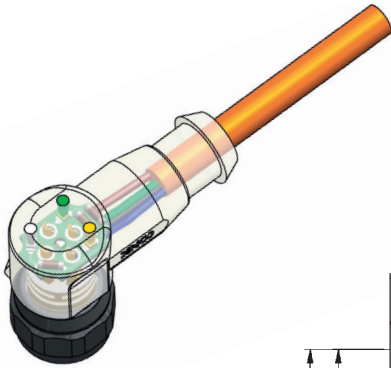
Current rating [A]

Cable length = L [m]

Wire cross section [mm²]

Description

Part No.



Number of poles	Coding	Rated voltage [V]	Current rating [A]	Cable length = L [m]	Wire cross section [mm ²]	Description	Part No.
4	A	30	4	0,34	2	SAL-FB-12-RKW4-3L-2/P1	43-11636
					3	SAL-FB-12-RKW4-3L-3/P1	43-11637
					5	SAL-FB-12-RKW4-3L-5/P1	43-11638
					10	SAL-FB-12-RKW4-3L-10/P1	43-11639
5	A	30	4	0,34	2	SAL-FB-12-RKW5-3L-2/P1	43-11640
					3	SAL-FB-12-RKW5-3L-3/P1	43-11641
					5	SAL-FB-12-RKW5-3L-5/P1	43-11642
					10	SAL-FB-12-RKW5-3L-10/P1	43-11643

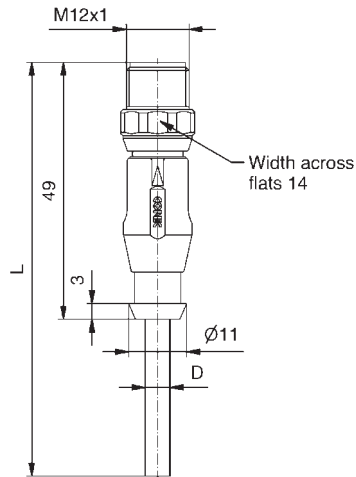
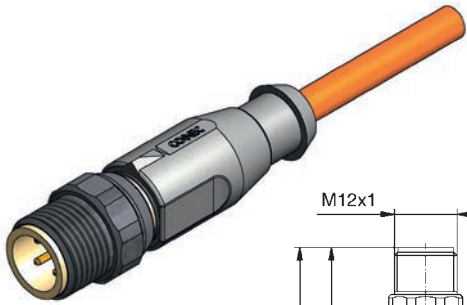
M12x1 F&B CONNECTORS OVERMOULDED

Male connector axial

PP, orange, Li12Y9Y

Contact assignment

Number of poles	Coding	Rated voltage [V]	Current rating [A]	Cable length = L [m]	Wire cross section [mm ²]	Description	Part No.
4	A	250	4	0,34	2	SAL-FB-12-RS4-2/P1	43-10520
					3	SAL-FB-12-RS4-3/P1	43-10521
					5	SAL-FB-12-RS4-5/P1	43-10522
					10	SAL-FB-12-RS4-10/P1	43-10523
					2	SAL-FB-12-RS5-2/P1	43-10524
5	A	60	4	0,34	3	SAL-FB-12-RS5-3/P1	43-10525
					5	SAL-FB-12-RS5-5/P1	43-10526
					10	SAL-FB-12-RS5-10/P1	43-10527



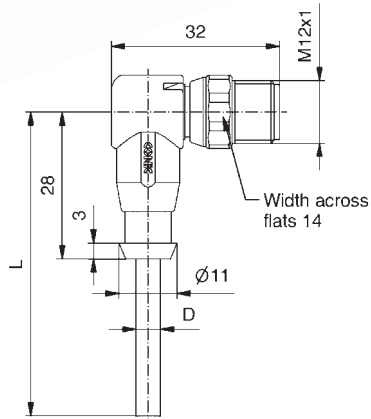
- Pin 1 ■
- Pin 2 ■
- Pin 3 ■
- Pin 4 ■

- Pin 1 ■
- Pin 2 ■
- Pin 3 ■
- Pin 4 ■
- Pin 5 ■

Male connector angled

PP, orange, Li12Y9Y

4	A	250	4	0,34	2	SAL-FB-12-RSW4-2/P1/A1090	43-14824
					3	SAL-FB-12-RSW4-3/P1/A1090	43-14825
					5	SAL-FB-12-RSW4-5/P1/A1090	43-14826
					10	SAL-FB-12-RSW4-10/P1/A1090	43-14827
5	A	60	4	0,34	2	SAL-FB-12-RSW5-2/P1/A1090	43-14828
					3	SAL-FB-12-RSW5-3/P1/A1090	43-14829
					5	SAL-FB-12-RSW5-5/P1/A1090	43-14830
					10	SAL-FB-12-RSW5-10/P1/A1090	43-14831



- Pin 1 ■
- Pin 2 ■
- Pin 3 ■
- Pin 4 ■

- Pin 1 ■
- Pin 2 ■
- Pin 3 ■
- Pin 4 ■
- Pin 5 ■

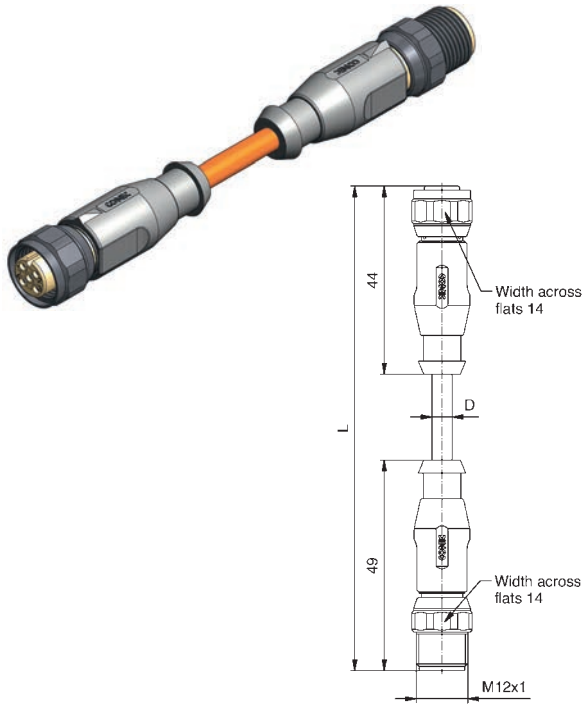
M12X1 F&B CONNECTORS OVERMOULDED
Connecting cable

Female connector axial
Male connector axial

PP, orange, Li12Y9Y

Contact assignment

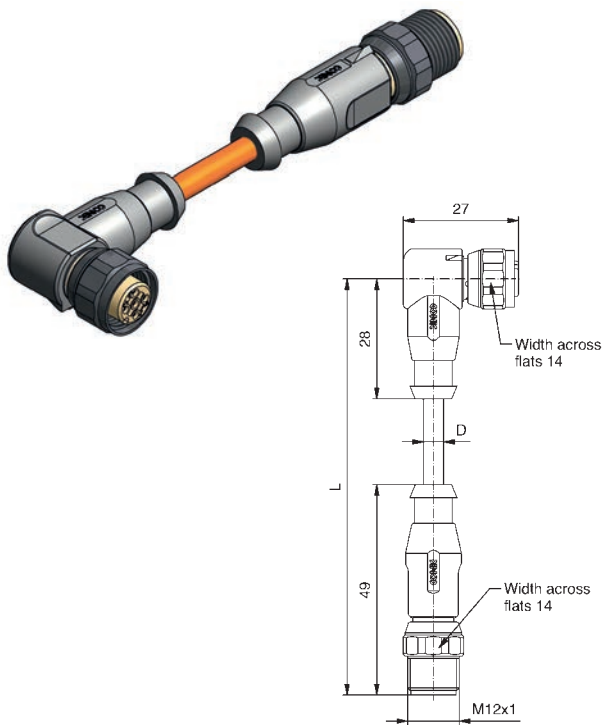
Number of poles	Coding	Rated voltage [V]	Current rating [A]	Cable length = L [m]	Wire cross section [mm ²]	Description	Part No.
4	A	250	4	0,34	0,3	SAL-FB-12-RK4-RS4-0,3/P1	43-10916
					0,6	SAL-FB-12-RK4-RS4-0,6/P1	43-10917
					1,5	SAL-FB-12-RK4-RS4-1,5/P1	43-10918
					3	SAL-FB-12-RK4-RS4-3/P1	43-10919
5	A	60	4	0,34	0,3	SAL-FB-12-RK5-RS5-0,3/P1	43-10920
					0,6	SAL-FB-12-RK5-RS5-0,6/P1	43-10921
					1,5	SAL-FB-12-RK5-RS5-1,5/P1	43-10922
					3	SAL-FB-12-RK5-RS5-3/P1	43-10923



Female connector angled
Male connector axial

PP, orange, Li12Y9Y

Number of poles	Coding	Rated voltage [V]	Current rating [A]	Cable length = L [m]	Wire cross section [mm ²]	Description	Part No.
4	A	250	4	0,34	0,3	SAL-FB-12-RKW4-RS4-0,3/P1	43-10924
					0,6	SAL-FB-12-RKW4-RS4-0,6/P1	43-10925
					1,5	SAL-FB-12-RKW4-RS4-1,5/P1	43-10926
					3	SAL-FB-12-RKW4-RS4-3/P1	43-10927
5	A	60	4	0,34	0,3	SAL-FB-12-RKW5-RS5-0,3/P1	43-10928
					0,6	SAL-FB-12-RKW5-RS5-0,6/P1	43-10929
					1,5	SAL-FB-12-RKW5-RS5-1,5/P1	43-10930
					3	SAL-FB-12-RKW5-RS5-3/P1	43-10931



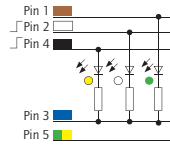
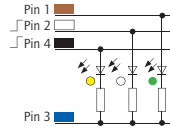
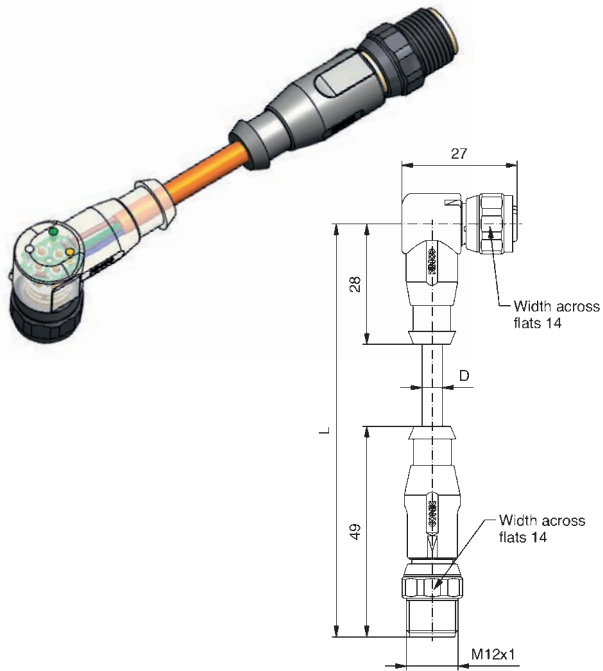
M12x1 F&B CONNECTORS OVERMOULDED
Connecting cable with LED

Female connector angled, 3-LED
Male connector axial

PP, orange, Li12Y9Y

Contact assignment

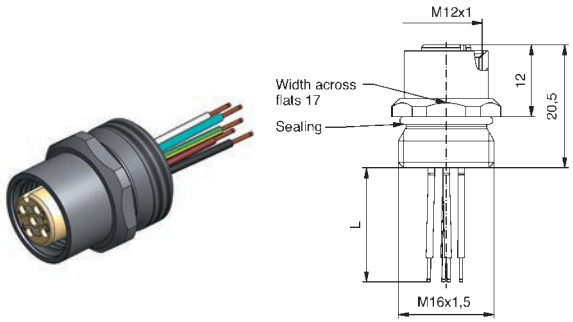
Number of poles	Coding	Rated voltage [V]	Current rating [A]	Cable length = L [m]	Wire cross section [mm ²]	Description	Part No.
4	A	30	4	0,34	0,3	SAL-FB-12-RKW4-RS4-3L-0,3/P1	43-11652
						SAL-FB-12-RKW4-RS4-3L-0,6/P1	43-11653
						SAL-FB-12-RKW4-RS4-3L-1,5/P1	43-11654
						SAL-FB-12-RKW4-RS4-3L-3/P1	43-11655
						<hr/>	
5	A	30	4	0,34	0,3	SAL-FB-12-RKW5-RS5-3L-0,3/P1	43-11656
						SAL-FB-12-RKW5-RS5-3L-0,6/P1	43-11657
						SAL-FB-12-RKW5-RS5-3L-1,5/P1	43-11658
						SAL-FB-12-RKW5-RS5-3L-3/P1	43-11659




















M12x1 F&B SOCKETS

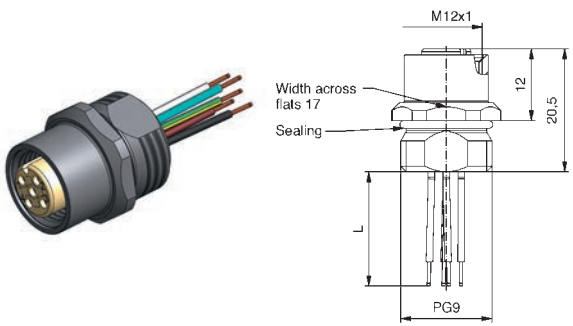
Front panel mounting, wire termination


















Female connector, M16x1.5 thread



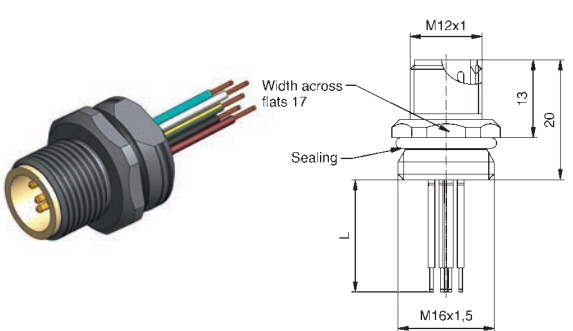
Contact assignment	Number of poles	Coding	Rated voltage [V]	Current rating [A]	Wire material	Wire cross section [AWG]	Wire length = L [m]	Description	Part No.
Pin 1  Pin 2  Pin 3  Pin 4 	4	A	250	4	PVC	24	0,5	SAL-FB-12-FK4-0,5	43-01018
Pin 1  Pin 2  Pin 3  Pin 4  Pin 5 	5	A	60	4	PVC	24	0,5	SAL-FB-12-FK5-0,5	43-01019
Pin 1  Pin 5  Pin 2  Pin 6  Pin 3  Pin 7  Pin 4  Pin 8 	8	A	30	2	PVC	24	0,5	SAL-FB-12-FK8-0,5	43-02823


















Female connector, PG9 thread



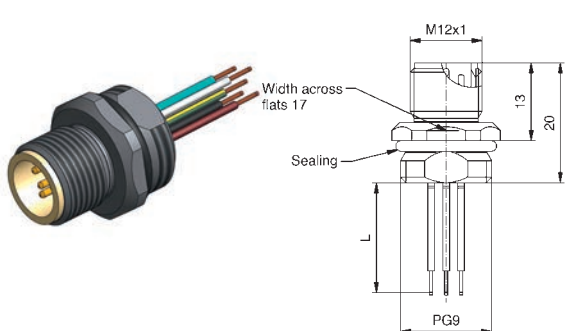
Pin 1  Pin 2  Pin 3  Pin 4 	4	A	250	4	PVC	24	0,5	SAL-FB-12-FK4-0,5-9	43-01103
Pin 1  Pin 2  Pin 3  Pin 4  Pin 5 	5	A	60	4	PVC	24	0,5	SAL-FB-12-FK5-0,5-9	43-01105
Pin 1  Pin 5  Pin 2  Pin 6  Pin 3  Pin 7  Pin 4  Pin 8 	8	A	30	2	PVC	24	0,5	SAL-FB-12-FK8-0,5-9	43-02452


















Male connector, M16x1.5 thread



Pin 1  Pin 2  Pin 3  Pin 4 	4	A	250	4	PVC	24	0,5	SAL-FB-12-FS4-0,5	43-01020
Pin 1  Pin 2  Pin 3  Pin 4  Pin 5 	5	A	60	4	PVC	24	0,5	SAL-FB-12-FS5-0,5	43-01021
Pin 1  Pin 5  Pin 2  Pin 6  Pin 3  Pin 7  Pin 4  Pin 8 	8	A	30	2	PVC	24	0,5	SAL-FB-12-FS8-0,5	43-01233

Male connector, PG9 thread

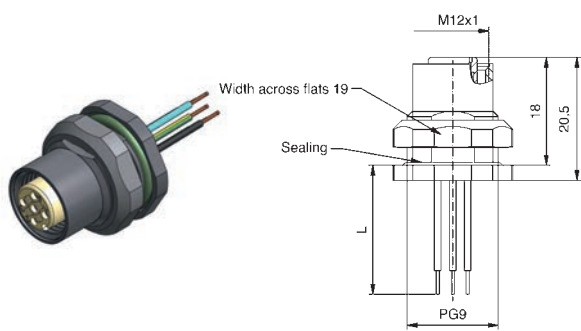


Pin 1  Pin 2  Pin 3  Pin 4 	4	A	250	4	PVC	24	0,5	SAL-FB-12-FS4-0,5-9	43-01106
Pin 1  Pin 2  Pin 3  Pin 4  Pin 5 	5	A	60	4	PVC	24	0,5	SAL-FB-12-FS5-0,5-9	43-01108
Pin 1  Pin 5  Pin 2  Pin 6  Pin 3  Pin 7  Pin 4  Pin 8 	8	A	30	2	PVC	24	0,5	SAL-FB-12-FS8-0,5-9	43-02822

M12x1 F&B SOCKETS

Back panel mounting, wire termination

Female connector, PG9 thread

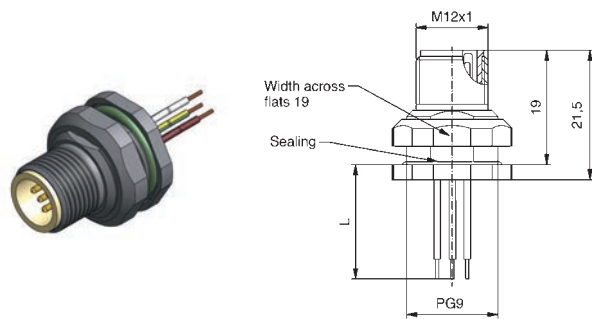


Contact assignment

- Pin 1 ■
- Pin 2 □
- Pin 3 ■
- Pin 4 ■

Number of poles	Coding	Rated voltage [V]	Current rating [A]	Wire material	Wire section [AWG]	Wire length = L [m]	Description	Part No.
4	A	250	4	PVC	24	0,5	SAL-FB-12-FKH4-0,5-9	43-02328
5	A	60	4	PVC	24	0,5	SAL-FB-12-FKH5-0,5-9	43-02329
8	A	30	2	PVC	24	0,5	SAL-FB-12-FKH8-0,5-9	43-02330

Male connector, PG9 thread



- Pin 1 ■
- Pin 2 □
- Pin 3 ■
- Pin 4 ■

- Pin 1 ■
- Pin 2 □
- Pin 3 ■
- Pin 4 ■
- Pin 5 ■

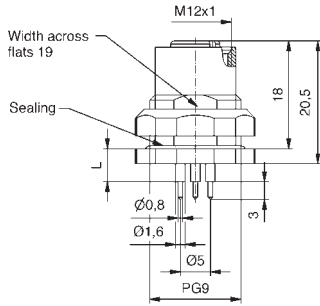

- Pin 1 □
- Pin 2 ■
- Pin 3 ■
- Pin 4 ■
- Pin 5 ■
- Pin 6 ■
- Pin 7 ■
- Pin 8 ■

4	A	250	4	PVC	24	0,5	SAL-FB-12-FSH4-0,5-9	43-02331
5	A	60	4	PVC	24	0,5	SAL-FB-12-FSH5-0,5-9	43-02332
8	A	30	2	PVC	24	0,5	SAL-FB-12-FSH8-0,5-9	43-02333

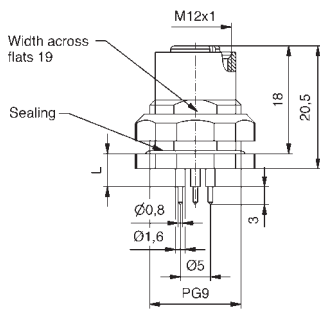
M12x1 F&B SOCKETS

Back panel mounting, dip solder termination

Female connector, PG9 thread

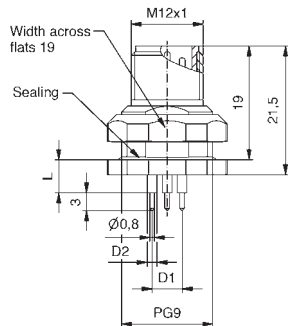



Number of poles	Coding	Rated voltage [V]	Current rating [A]	Installation height [mm]	Description	Part No.
4	A	250	4	5,5	SAL-FB-12-FKH4-P5,5-9	43-01894
5	A	60	4	5,5	SAL-FB-12-FKH5-P5,5-9	43-01896
8	A	30	2	5,5	SAL-FB-12-FKH8-P5,5-9	43-02340

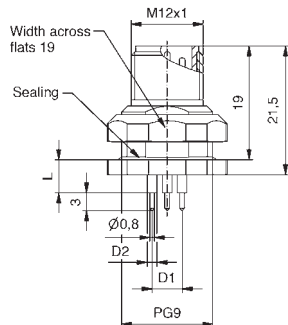



4	A	250	4	12	SAL-FB-12-FKH4-P12-9	43-01895
5	A	60	4	12	SAL-FB-12-FKH5-P12-9	43-01897
8	A	30	2	12	SAL-FB-12-FKH8-P12-9	43-02341

Male connector, PG9 thread




4	A	250	4	5,5	SAL-FB-12-FSH4-P5,5-9	43-02334
5	A	60	4	5,5	SAL-FB-12-FSH5-P5,5-9	43-02335
8	A	30	2	5,5	SAL-FB-12-FSH8-P5,5-9	43-02345




4	A	250	4	12	SAL-FB-12-FSH4-P12-9	43-02336
5	A	60	4	12	SAL-FB-12-FSH4-P12-9	43-02337
8	A	30	2	12	SAL-FB-12-FSH8-P12-9	43-02346

SECTION 9

CONNECTORS FOR BUS SYSTEMS





SAL CONNECTORS OVERMOULDED – PROFIBUS DP/ INDUSTRIAL ETHERNET 100 MHz/ETHERNET 10 GBIT/S

Nomenclature

S A L - 8 B - R K W 4 - 3 / G 4

SAL
Sensor Actor Line

Installation size
8 = M8x1
12 = M12x1
45 = RJ45

Coding
B = B-coding
D = D-coding
S = Standard, shielded (M8x1)
X = X-coding

Design
R = Circular connector
S = Special connector

Gender
K = Female connector
S = Male connector

Configuration
= Axial
W = Angled
A = Termination plug

Number of poles
4 = 4-pos.
8 = 8-pos.

Cable length
XX = Length [m]

Cable quality
G4 = TPU, violet, UL, AWG 22
G5 = PVC, violet, UL, AWG 22
G6 = TPU, green, for drag chain applications, UL, AWG 22
G7 = TPU, violet, for drag chain applications, UL, AWG 23
GG = TPU, waterblue, S-FTP, CAT 6, AWG 26

SAL M8x1 CONNECTORS OVERMOULDED – PROFIBUS DP/ INDUSTRIAL ETHERNET 100 MHz/ETHERNET 10 GBIT/S

Product specification

Basic material	
Contact	CuZn / CuSn
Contact plating	Nickel plated, gold plated
Contact carrier	TPU GF, UL 94 / PA, UL 94 / PPA
Overmould	TPU, UL 94, grey
Sealing	FPM
Coupling nut/-screw	GD-Zn, Ni
Shield sleeve	CuZn, Ni

Technical Data	
Information on the following pages are basing on below mentioned IEC-standards.	
Rated voltage	IEC 61076-2-101 X-coding: IEC 61076-2-109
Current rating	IEC 61076-2-101 X-coding: IEC 61076-2-109
Insulation resistance	IEC 60512
Degree of pollution	IEC 60664-1
Degree of protection	IEC 60529
Mating cycles	IEC 60512-9a

Recommended torque: 0.6 Nm

Technical subject to change without notice.

SAL M12x1/7/8" CONNECTORS OVERMOULDED/ CAN-BUS/DEVICENET

Nomenclature

S A L - D N - 1 2 - R K 4 - 3 / G C

SAL
Sensor Actor Line

BUS
CN = CAN-Bus
DN = DeviceNet

Installation size
12 = M12x1
7/8 = 7/8"

Coding
S = A-coding shielded

Design
R = Circular connector

Gender
K = Female connector
S = Male connector

Configuration
= Axial
W = Angled
A = Termination plug

Number of poles
4 = 4-pos.
5 = 5-pos.

Cable length
XX = Length [m]

Cable quality
GC = PVC, grey, UL
GJ = TPU, violet, UL
GU = PVC, violet

SAL M12x1/7/8" CONNECTORS OVERMOULDED/ CAN-BUS/DEVICENET

Product specification

Basic material	
Contact	CuZn
Contact plating	Nickel plated, gold plated
Contact carrier	TPU, UL 94 / TPU GF, UL 94 / PA UL
Overmould	TPU, UL 94, grey
Sealing	FPM
Coupling nut/-screw	GD-Zn, Ni / CuZn, Ni

Technical Data

Information on the following pages are basing on below mentioned IEC-standards.

	7/8"	M12x1
Rated voltage	IEC 60664-1	IEC 61076-2-101
Overvoltage category	IEC 60664-1 2	
Rated voltage	IEC 60664-1 2.7kV	
Current rating	IEC 60512-3	IEC 61076-2-101
Insulation resistance	IEC 60512	IEC 60512
Degree of pollution	IEC 60664-1	IEC 60664-1
Degree of protection	IEC 60529	IEC 60529
Mating cycles	IEC 60512-9a	IEC 60512-9a

Recommended torque: 0.6 Nm

Technical subject to change without notice.

SAL M12x1 Y-SPLITTER – PROFIBUS DP

Nomenclature

S A L - 1 2 B - R S 5 - 1 2 - R K 5 - 1 2 - R S 5

SAL
Sensor Actor Line

CONNECTION

Installation size
12 = M12x1

Coding
B = B-coding

Design
R = Circular connector

Gender
S = Male connector
K = Female connector

Number of poles
5 = 5-pos.

ALLOCATION

Installation size
12 = M12x1

Design
R = Circular connector

Gender
K = Female connector
S = Male connector

Number of poles
5 = 5-pos.

Installation size
12 = M12x1

Design
R = Circular connector

Gender
S = Male connector
F = Female connector

Number of poles
5 = 5-pos.

SAL M12x1 Y-SPLITTER – PROFIBUS DP

Product specification

Basic material	
Contact	CuZn
Contact plating	Nickel plated, gold plated
Contact carrier	PBT GF, UL 94
Overmould	Thermoplastic elastomere
Sealing	FPM

Technical Data

Information on the following pages are basing on below mentioned IEC-standards.

Rated voltage	IEC 61076-2-101
Current rating	IEC 61076-2-101
Insulation resistance	IEC 60512
Degree of pollution	IEC 60664-1
Degree of protection	IEC 60529
Mating cycles	IEC 60512-9a

Technical subject to change without notice.

SAL M12x1 CONNECTORS FIELD-ATTACHABLE – PROFIBUS DP/ INDUSTRIAL ETHERNET 100 MHz / ETHERNET 10 GBIT/S

Nomenclature

S A L - 1 2 B - R K C 4 - S / 150

SAL
Sensor Actor Line

Installation size
12 = M12x1

Coding
B = B-coding
D = D-coding
X = X-coding

Design
R = Circular connector

Gender
K = Female connector
S = Male connector

Configuration
= Axial

Design
C = Field attachable

Number of poles
4 = 4-pos.
5 = 5-pos.
8 = 8-pos.

Type of connection
S = Screw termination
K = Clamp connection
C = Crimp termination

Terminal cross section
034 = max. AWG 22
150 = max. 1.50 mm²
100 = max. 1.0 mm²

SAL M12x1 CONNECTORS FIELD-ATTACHABLE – PROFIBUS DP/ INDUSTRIAL ETHERNET 100 MHz / ETHERNET 10 GBIT/S

Product specification

Basic material	
Contact	CuZn
Contact plating	Nickel plated, gold plated
Contact carrier	PA6, UL 94
Housing	GD-Zn, Ni
Clamp-/screw contact	Stainless steel, nickel plated
Screw termination	CuZn / Ni, Sn gal.
Cable sealing	Elastomere
Sealing	FPM / NBR
Coupling nut/-screw	GD-Zn, Ni

Technical Data

Information on the following pages are basing on below mentioned IEC-standards.

Rated voltage	IEC 61076-2-101 X-coding = IEC 61076-2-109
Current rating	IEC 61076-2-101 X-coding = IEC 61076-2-109
Insulation resistance	IEC 60512
Degree of pollution	IEC 60664-1
Degree of protection	IEC 60529
Mating cycles	IEC 60512-9a

Recommended torque: 0.6 Nm

Technical subject to change without notice.

SAL M12x1 SOCKETS – PROFIBUS DP/ INDUSTRIAL ETHERNET 100 MHz / ETHERNET 10 GBIT/S

Nomenclature

S A L - 1 2 B - F K P W 4 - 05 - 9 / / SMT

SAL
Sensor Actor Line

Installation size

12 = M12x1
45 = RJ45

Coding

B = B-coding
D = D-coding
X = X-coding

Design

F = Socket
S = Special connector
I = Insulation body

Gender

K = Female connector
S = Male connector

Assembly

= Front panel mounting
P = Positioning possible, Front panel mounting
H = Back panel mounting

Configuration

= Axial
W = Angled
V = Square flange

Number of poles

4 = 4-pos.
8 = 8-pos.

Type of connection/Installation height

P5.5 = Dip solder 5.5 mm	X5.5 = Dip solder 5.5 mm	L = Solder termination
P6.75 = Dip solder 6.75 mm	X7.2 = Dip solder 7.2 mm	
P12 = Dip solder 12 mm	X9 = Dip solder 9 mm	
XX = Wire/Cable length [m]	X10 = Dip solder 10 mm	
	X13 = Dip solder 13 mm	

Pxx = Installation height one-piece socket
Xxx = Installation height two-piece socket

Screw connection

= M16x1.5	20 = Square flange 20 x 20
12 = M12x1	26 = Square flange 26 x 26
9 = PG9	

Cable quality

G4 = TPU, violet, UL, AWG 22
G5 = PVC, violet, UL, AWG 22
G6 = TPU, green, UL, AWG 22

Termination

= manual assembly
SMT = Surface Mount Technology (Reflow Soldering)
THR = Through Hole Reflow (Reflow Soldering)
WD = Wall busting

SAL M12x1 SOCKETS – PROFIBUS DP/ INDUSTRIAL ETHERNET 100 MHz / ETHERNET 10 GBIT/S

Product specification

Basic material	
Contact	CuZn
Contact plating	Nickel plated, gold plated
Contact carrier	PBT GF, UL 94 / PA GF, UL 94, LCP GF
Sealing	FPM / NBR
Counter nut	CuZn, Ni
Socket housing	CuZn, Ni
Sealing compound	Polyurethane-resin, UL 94
Shroud	Spring steel
Shroud surface	Sn gal.

Technical Data

Information on the following pages are basing on below mentioned IEC-standards.

Rated voltage	IEC 61076-2-101 X-coding = IEC 61076-2-109
Current rating	IEC 61076-2-101 X-coding = IEC 61076-2-109
Insulation resistance	IEC 60512
Degree of pollution	IEC 60664-1
Degree of protection	IEC 60529
Mating cycles	IEC 60512-9a

Recommended torque: 1-1.2 Nm

Technical subject to change without notice.

SAL D-SUB

Nomenclature

S A L - D S - S K S W 9 F

SAL
Sensor Actor Line

Installation size
DS = D-SUB

Design
S = Specific

Building
= Without programming interface
K = With programming interface

Configuration
S = Male connector

Configuration
= Axial
W = Angled

Number of poles
9 = 9-pos.

Cable-connection
= Quick connection IDC, inflexible conductor
F = Quick connection IDC, flexible conductor
S = Screw termination

SAL D-SUB

Product specification

Basic material	
Contact D-SUB	CuZn
Contact plating D-SUB	Nickel plated, gold plated
IDC-Contact	CuSn
Housing	Thermoplastic chrome-plated
Technical Data	
Information on the following pages are basing on below mentioned IEC-standards.	
Degree of protection	IEC 60529

Technical subject to change without notice.

SAL M12x1 / 7/8" SOCKETS/CAN-BUS/DEVICENET

Nomenclature

S A L - D N - 1 2 - F K H 4 - 05 / G J

SAL
Sensor Actor Line

BUS
DN = DeviceNet
CN = CAN-Bus

Installation size
12 = M12x1
7/8 = 7/8"

Coding
= A-coding

Design
F = Socket

Gender
K = Female connector
S = Male connector

Assembly
= Front panel mounting
H = Back panel mounting

Configuration
= Axial

Number of poles
4 = 4-pos.
5 = 5-pos.

Length
XX = Wire/Cable length [m]

Cable quality
GJ = TPU, violet, UL

SAL M12x1 / 7/8" SOCKETS / CAN-BUS / DEVICENET

Product specification

Basic material	
Contact	CuZn
Contact plating	Nickel plated, gold plated
Contact carrier	PBT GF, UL 94
Sealing	FPM / NBR
Counter nut	CuZn, Ni
Socket housing	CuZn, Ni
Sealing compound	Polyurethane-resin, UL 94

Technical Data

Information on the following pages are basing on below mentioned IEC-standards.

	7/8"	M12x1
Rated voltage	IEC 60664-1	IEC 61076-2-101
Overvoltage category	IEC 60664-1 2	
Rated voltage	IEC 60664-1 2.7kV	
Current rating	IEC 60512-3	IEC 61076-2-101
Insulation resistance	IEC 60512	IEC 60512
Degree of pollution	IEC 60664-1	IEC 60664-1
Degree of protection	IEC 60529	IEC 60529
Mating cycles	IEC 60512-9a	IEC 60512-9a

Recommended torque: 1.2 Nm

Technical subject to change without notice.

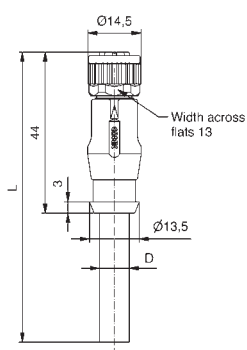
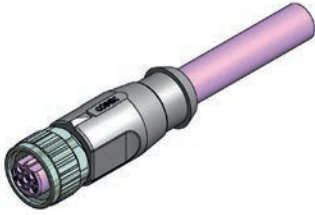
**M12x1 PROFIBUS DP OVERMOULDED
360° Shielding**

Female connector axial

PVC, UL, violet, O2YSY(ST)CY

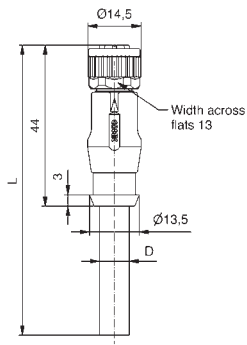
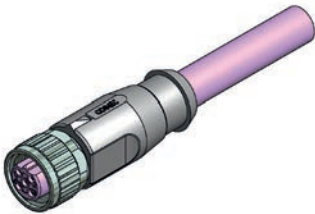
Contact assignment

Number of poles	Coding	Rated voltage [V]	Current rating [A]	Cable length = L [m]	Wire cross section [AWG]	Description	Part No.
4	B	160	4	2 x 22	2	SAL-12B-RK4.1-2/G5	43-11601
					3	SAL-12B-RK4.1-3/G5	43-11602
					5	SAL-12B-RK4.1-5/G5	43-11603
					10	SAL-12B-RK4.1-10/G5	43-11604



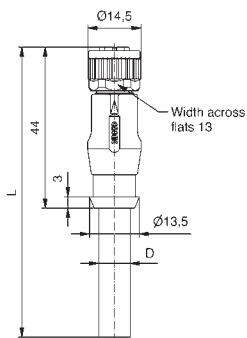
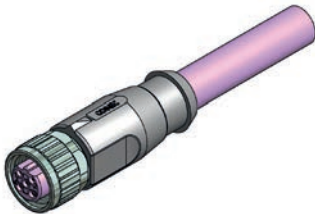
TPU, UL, violet, O2YSH(ST)CH

4	B	160	4	2 x 22	2	SAL-12B-RK4.1-2/G4	43-10932
					3	SAL-12B-RK4.1-3/G4	43-10933
					5	SAL-12B-RK4.1-5/G4	43-10934
					10	SAL-12B-RK4.1-10/G4	43-10935



TPE, UL, highflexible, violet, O2YS(ST)C11Y

4	B	160	4	2 x 23	2	SAL-12B-RK4.1-2/G7	43-11605
					3	SAL-12B-RK4.1-3/G7	43-11606
					5	SAL-12B-RK4.1-5/G7	43-11607
					10	SAL-12B-RK4.1-10/G7	43-11608



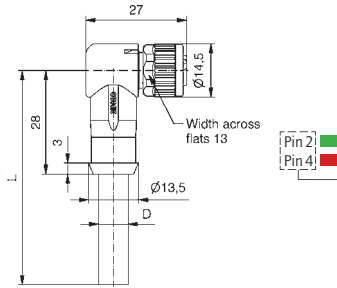
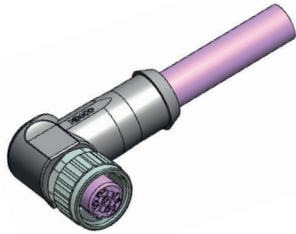
**M12x1 PROFIBUS DP OVERMOULDED
360° Shielding**

Female connector angled

PVC, UL, violet, O2YSY(ST)CY

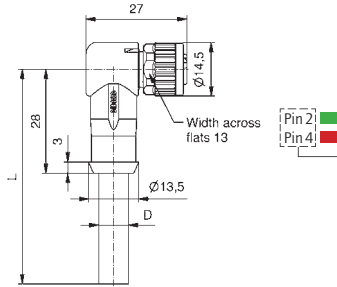
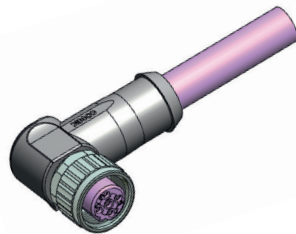
Contact assignment

Number of poles	Coding	Rated voltage [V]	Current rating [A]	Cable length = L [m]	Wire cross section [AWG]					
4	B	160	4	2	2 x 22					
						3	5	10		
									4	10



Description	Part No.
SAL-12B-RKW4.1-2/G5	43-12471
SAL-12B-RKW4.1-3/G5	43-12472
SAL-12B-RKW4.1-5/G5	43-12473
SAL-12B-RKW4.1-10G5	43-12474

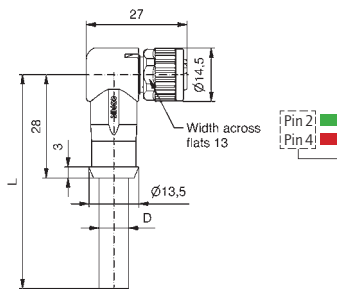
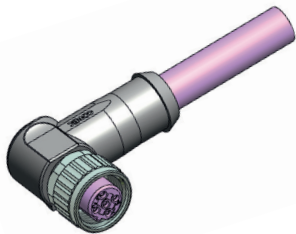
TPU, UL, violet, O2YSH(ST)CH



4	B	160	4	2	2 x 22					
						3	5	10		
									4	10

SAL-12B-RKW4.1-2/G4	43-12475
SAL-12B-RKW4.1-3/G4	43-12476
SAL-12B-RKW4.1-5/G4	43-12477
SAL-12B-RKW4.1-10G4	43-12478

TPE, UL, highflexible, violet, O2YS(ST)C11Y



4	B	160	4	2	2 x 23					
						3	5	10		
									4	10

SAL-12B-RKW4.1-2/G7	43-12479
SAL-12B-RKW4.1-3/G7	43-12480
SAL-12B-RKW4.1-5/G7	43-12481
SAL-12B-RKW4.1-10G7	43-12482

M12x1 PROFIBUS DP OVERMOULDED 360° Shielding

Male connector axial

PVC, UL, violet, O2YSY(ST)CY

Contact assignment

Number of poles

Coding

Rated voltage [V]

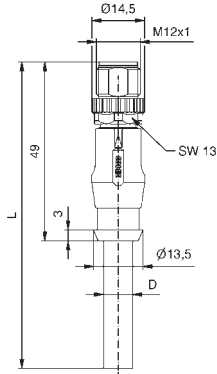

Current rating [A]

Cable length = L [m]

Wire cross section [AWG]

Description

Part No.



4

B

160

4

2

3

5

10

2 x 22

SAL-12B-RS4.1-2/G5

SAL-12B-RS4.1-3/G5

SAL-12B-RS4.1-5/G5

SAL-12B-RS4.1-10/G5

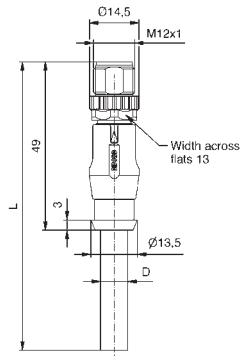

43-11609

43-11610

43-11611

43-11612

TPU, UL, violet, O2YSH(ST)CH



4

B

160

4

2

3

5

10

2 x 22

SAL-12B-RS4.1-2/G4

SAL-12B-RS4.1-3/G4

SAL-12B-RS4.1-5/G4

SAL-12B-RS4.1-10/G4

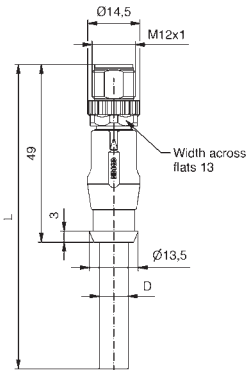

43-10936

43-10937

43-10938

43-10939

TPE, UL, highflexible, violet, O2YS(ST)C11Y



4

B

160

4

2

3

5

10

2 x 23

SAL-12B-RS4.1-2/G7

SAL-12B-RS4.1-3/G7

SAL-12B-RS4.1-5/G7

SAL-12B-RS4.1-10/G7

43-11613

43-11614

43-11615

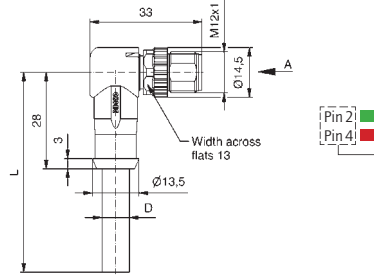
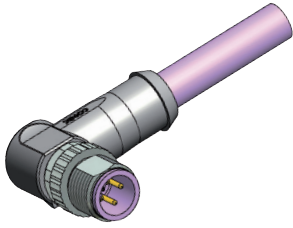
43-11616

**M12x1 PROFIBUS DP OVERMOULDED
360° Shielding**

Male connector angled

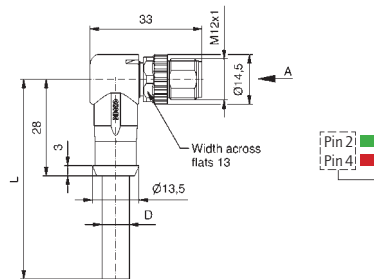
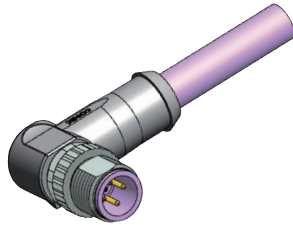
PVC, UL, violet, O2YSY(ST)CY

Contact assignment



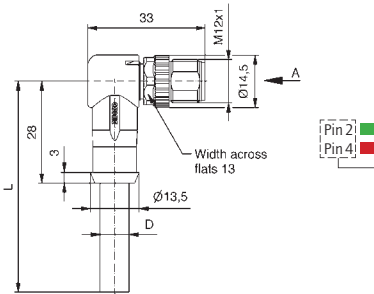
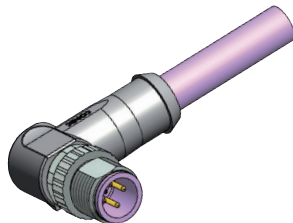
Number of poles	Coding	Rated voltage [V]	Current rating [A]	Cable length = L [m]	Wire cross section [AWG]	Description	Part No.
4	B	160	4	2 x 22	2	SAL-12B-RSW4.1-2 / G5 / A1090	43-14930
					3	SAL-12B-RSW4.1-3 / G5 / A1090	43-14931
					5	SAL-12B-RSW4.1-5 / G5 / A1090	43-14932
					10	SAL-12B-RSW4.1-10 / G5 / A1090	43-14933

TPU, UL, violet, O2YSH(ST)CH



4	B	160	4	2 x 22	2	SAL-12B-RSW4.1-2 / G4 / A1090	43-14934
					3	SAL-12B-RSW4.1-3 / G4 / A1090	43-14935
					5	SAL-12B-RSW4.1-5 / G4 / A1090	43-14936
					10	SAL-12B-RSW4.1-10 / G4 / A1090	43-14937

TPE, UL, highflexible, violet, O2YS(ST)C11Y



4	B	160	4	2 x 23	2	SAL-12B-RSW4.1-2 / G7 / A1090	43-14938
					3	SAL-12B-RSW4.1-3 / G7 / A1090	43-14939
					5	SAL-12B-RSW4.1-5 / G7 / A1090	43-14940
					10	SAL-12B-RSW4.1-10 / G7 / A1090	43-14941

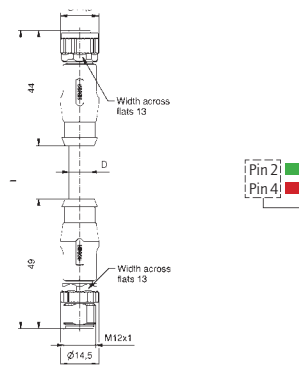
M12x1 PROFIBUS DP OVERMOULDED Connecting cable with 360° Shielding

Female connector axial
Male connector axial

PVC, UL, violet, O2YSY(ST)CY

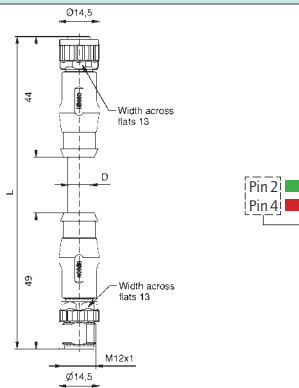
Contact assignment

Number of poles	Coding	Rated voltage [V]	Current rating [A]	Cable length = L [m]	Wire cross section [AWG]	Description	Part No.
4	B	160	4	0,3	2 x 22	SAL-12B-RK4.1-RS4.1-0,3/G5	43-11617
						SAL-12B-RK4.1-RS4.1-0,6/G5	43-11618
						SAL-12B-RK4.1-RS4.1-1,5/G5	43-11619
						SAL-12B-RK4.1-RS4.1-3/G5	43-11620



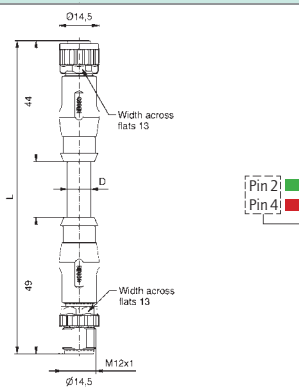
TPU, UL, violet, O2YSH(ST)CH

4	B	160	4	0,3	2 x 22	SAL-12B-RK4.1-RS4.1-0,3/G4	43-10940
						SAL-12B-RK4.1-RS4.1-0,6/G4	43-10941
						SAL-12B-RK4.1-RS4.1-1,5/G4	43-10942
						SAL-12B-RK4.1-RS4.1-3/G4	43-10943



TPE, UL, highflexible, violet, O2YS(ST)C11Y

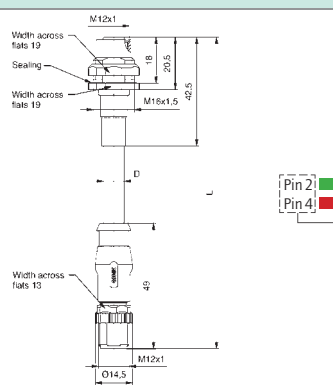
4	B	160	4	0,3	2 x 23	SAL-12B-RK4.1-RS4.1-0,3/G7	43-11228
						SAL-12B-RK4.1-RS4.1-0,6/G7	43-11621
						SAL-12B-RK4.1-RS4.1-1,5/G7	43-11622
						SAL-12B-RK4.1-RS4.1-3/G7	43-11623



Female socket axial, Back panel mounting
Male connector axial, overmoulded

TPU, UL, violet, O2YSH(ST)CH

4	B	160	4	0,5	2 x 22	SAL-12B-FKH4.1-RS4.1-0,5/G4	43-01669
						SAL-12B-FKH4.1-RS4.1-1/G4	43-01670
						SAL-12B-FKH4.1-RS4.1-2/G4	43-01671



**M12x1 PROFIBUS DP OVERMOULDED
360° Shielding**

Termination plug

Male connector axial

Contact assignment

Number of poles

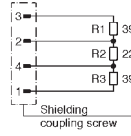
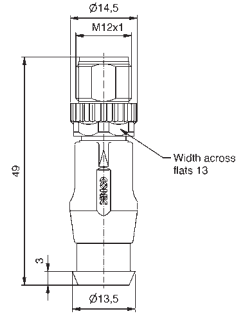

Coding

Rated voltage [V]

Current rating [A]

Description

Part No.



4

B

160

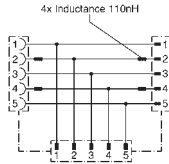
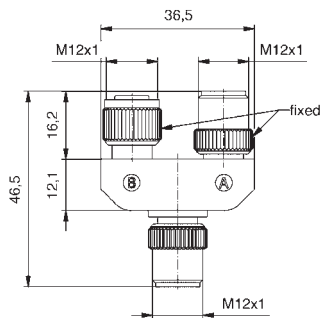
SAL-12B-RSA4.1

43-12483

Y-SPLITTER

Male connector M12x1

Female connector M12x1 – Male connector M12x1



5

B

60

4

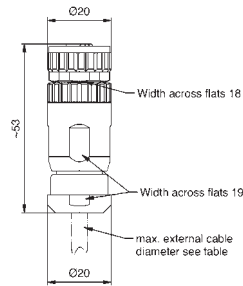

SAL-12B-RS5-RK5-RS5

43-11210

M12x1 PROFIBUS DP FIELD ATTACHABLE 360° Shielding

Screw termination

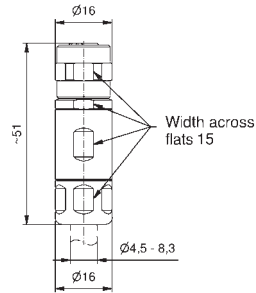
Female connector, axial



Number of poles	Coding	Rated voltage [V]	Current rating [A]	Outer Ø cable [mm]	Wire cross section min-max [mm ²]	Description	Part No.
4	B	250	7,5	4-8	0,25 - 1,50	SAL-12B-RKC4-S/150	43-00292
5	B	60	7,5	4-8	0,25 - 1,50	SAL-12B-RKC5-S/150	43-00293

Crimp termination

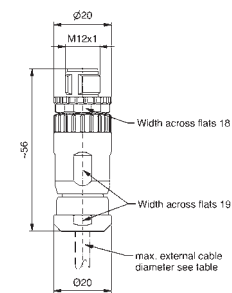

Female connector, axial



4	B	250	4	4,5 - 8,3	0,25 - 1,0	SAL-12B-RKC4-C/100	43-00414
---	---	-----	---	-----------	------------	--------------------	----------

Screw termination

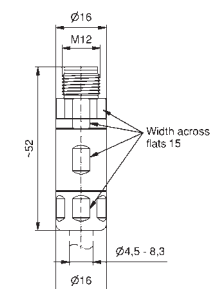
Male connector, axial



4	B	250	7,5	4-8	0,25 - 1,50	SAL-12B-RSC4-S/150	43-00294
5	B	60	7,5	4-8	0,25 - 1,50	SAL-12B-RSC5-S/150	43-00295

Crimp termination

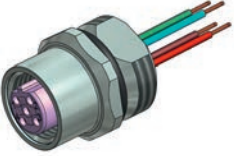
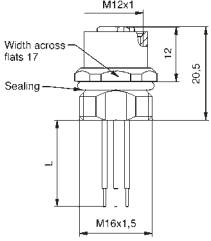
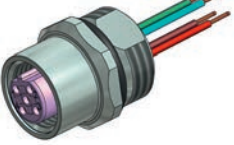
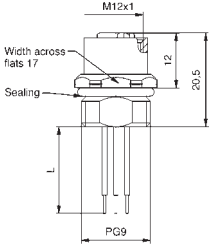

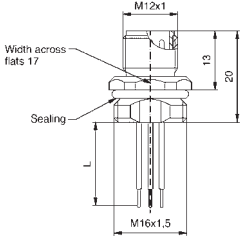
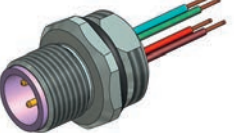
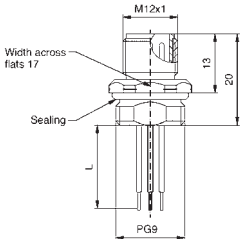
Male connector axial



4	B	250	4	4,5 - 8,3	0,25 - 1,0	SAL-12B-RSC4-C/100	43-00415
---	---	-----	---	-----------	------------	--------------------	----------

M12x1 PROFIBUS DP SOCKETS


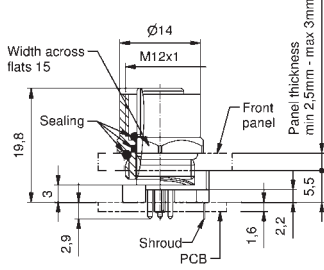
Front panel mounting, Wire termination

		Number of poles	Coding	Rated voltage [V]	Current rating [A]	Wire material	Wire length = L [m]	Wire cross section [AWG]	Description	Part No.	
Female connector, M16x1.5 thread											
		<ul style="list-style-type: none"> Pin 1 ■ Pin 2 ■ Pin 3 ■ Pin 4 ■ 	4	B	250	4	PVC	0,5	22	SAL-12B-FK4.3-0,5	43-01042
			Contact assignment								
Female connector, PG9 thread											
		<ul style="list-style-type: none"> Pin 1 ■ Pin 2 ■ Pin 3 ■ Pin 4 ■ 	4	B	250	4	PVC	0,5	22	SAL-12B-FK4.3-0,5-9	43-01109
			Contact assignment								
Male connector, M16x1.5 thread											
		<ul style="list-style-type: none"> Pin 1 ■ Pin 2 ■ Pin 3 ■ Pin 4 ■ 	4	B	250	4	PVC	0,5	22	SAL-12B-FS4.3-0,5	43-01043
			Contact assignment								
Male connector, PG9 thread											
		<ul style="list-style-type: none"> Pin 1 ■ Pin 2 ■ Pin 3 ■ Pin 4 ■ 	4	B	250	4	PVC	0,5	22	SAL-12B-FS4.3-0,5-9	43-01110
			Contact assignment								

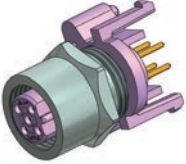
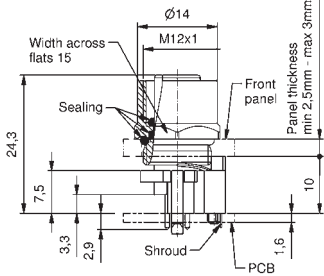
M12x1 PROFIBUS DP SOCKETS

Front panel mounting, Dip solder termination

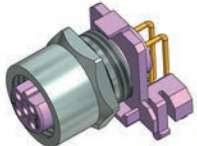
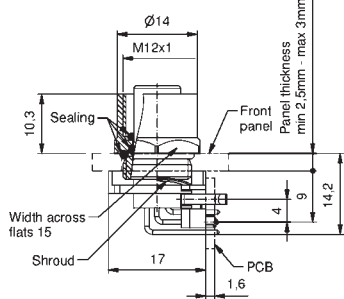
Two-piece female connector, axial with shroud, installation height 5.5 mm

	Number of poles	Coding	Rated voltage [V]	Current rating [A]	Installation height [mm]	Description	Part No.
 	4	B	250	4	5,5	SAL-12B-FK4-X5,5	43-01216

Two-piece female connector, axial with shroud, installation height 10 mm

 	4	B	250	4	10	SAL-12B-FK4-X10	43-01212
---	---	---	-----	---	----	-----------------	----------

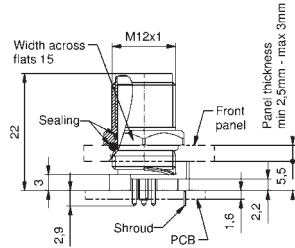
Two-piece female connector, angled with shroud

 	4	B	250	4		SAL-12B-FKW4	43-01224
---	---	---	-----	---	--	--------------	----------

M12x1 PROFIBUS DP SOCKETS

Front panel mounting, Dip solder termination

Two-piece male connector, axial with shroud, installation height 5.5 mm



Number of poles

Coding

Rated voltage [V]

Current rating [A]

Installation height [mm]

Description

Part No.

4

B

250

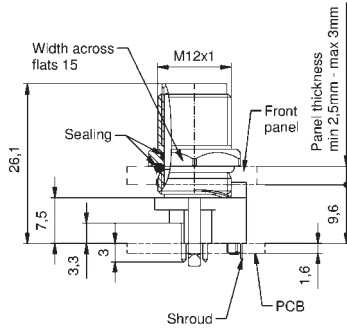

4

5,5

SAL-12B-FS4-X5,5

43-01218

Two-piece male connector, axial with shroud, installation height 10 mm



4

B

250

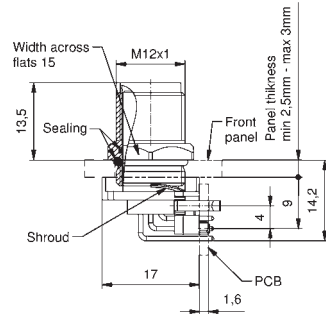
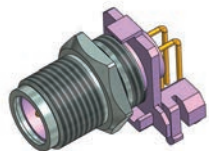
4

10

SAL-12B-FS4-X10

43-01214

Two-piece male connector, angled with shroud



4

B

250

4

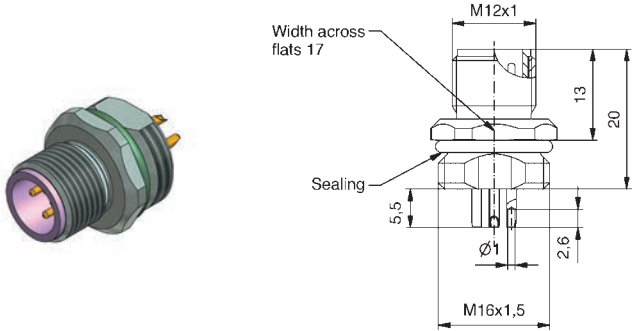
SAL-12B-FSW4

43-01226

M12x1 PROFIBUS DP SOCKETS

Front panel mounting, Solder termination/Solder cup

Male connector, M16x1.5 thread



Number of poles

Coding

Rated voltage [V]

Current rating [A]

Installation height [mm]

Description

Part No.

4

B

250

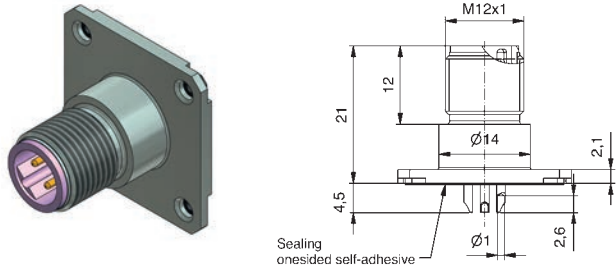
4

5,5

SAL-12B-FS4-L

43-02296

Male connector, square flange 26 mm



4

B

250

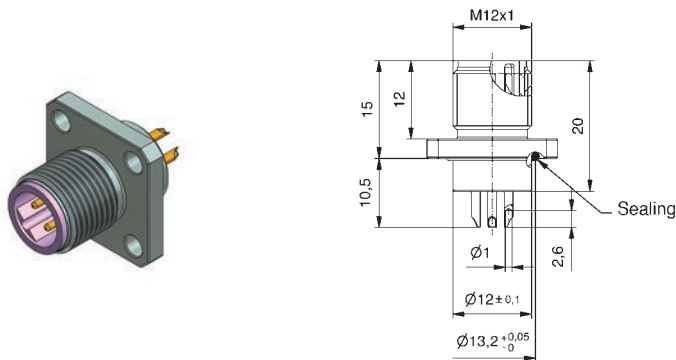
4

4,5

SAL-12B-FSV4-L-26

43-02305

Male connector, square flange 20 mm



4

B

250

4

10,5

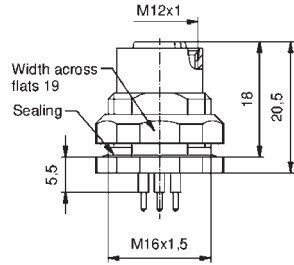
SAL-12B-FSV04-L-20

43-02302

M12x1 PROFIBUS DP SOCKETS

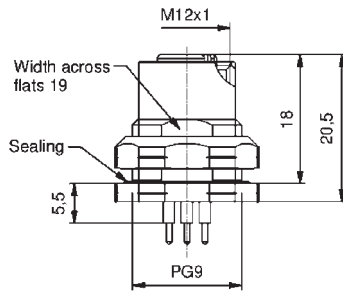
Back panel mounting, Dip solder termination

Female connector, M16x1.5 thread



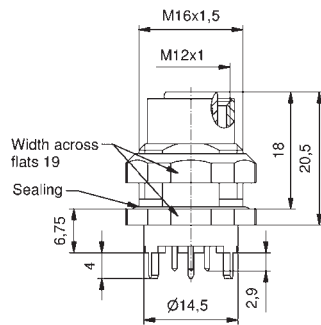
Number of poles	Coding	Rated voltage [V]	Current rating [A]	Installation height [mm]	Description	Part No.
4	B	250	4	5,5	SAL-12B-FKH4-P5,5	43-01123
4	B	250	4	12	SAL-12B-FKH4-P12	43-01124

Female connector, PG9 thread



4	B	250	4	5,5	SAL-12B-FKH4-P5,5-9	43-01249
4	B	250	4	12	SAL-12B-FKH4-P12-9	43-01250

Female connector with shielded connection, M16x1.5 thread

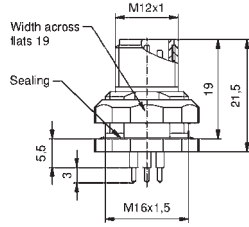



4	B	250	4	6,75	SAL-12B-FKH4-P6,75	43-01689
---	---	-----	---	------	--------------------	----------

M12x1 PROFIBUS DP SOCKETS

Back panel mounting, Dip solder termination

Male connector, M16x1.5 thread



Number of poles

Coding

Rated voltage [V]

Current rating [A]

Installation height [mm]

Description

Part No.

4

B

250

4

5,5

SAL-12B-FSH4-P5,5

43-01125

4

B

250

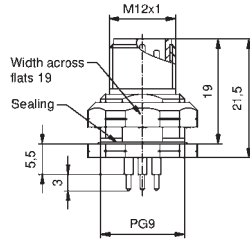
4

12

SAL-12B-FSH4-P12

43-01126

Male connector, PG9 thread



4

B

250

4

5,5

SAL-12B-FSH4-P5,5-9

43-01251

4

B

250

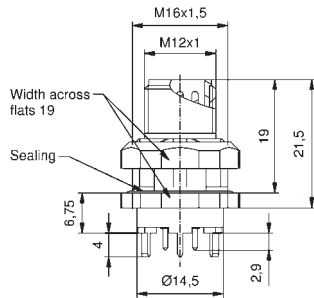
4

12

SAL-12B-FSH4-P12-9

43-01252

Male connector with shielded connection, M16x1.5 thread



4

B

250

4

6,75

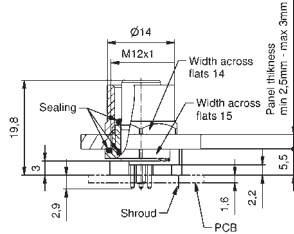
SAL-12B-FSH4-P6,75

43-02207

M12x1 PROFIBUS DP SOCKETS with shroud

Back panel mounting, Dip solder termination

Two-piece female connector, axial with shroud, installation height 5.5 mm



Number of poles

Coding

Rated voltage [V]

Current rating [A]

Installation height [mm]

Description

Part No.

4

B

250

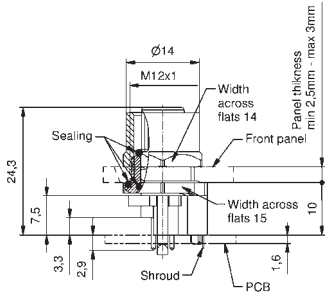

4

5,5

SAL-12B-FKH4-X5,5

43-01217

Two-piece female connector, axial with shroud, installation height 10 mm



4

B

250

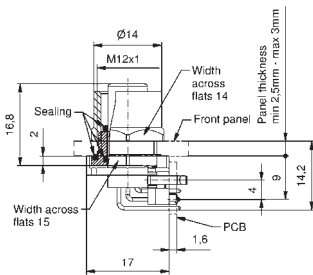
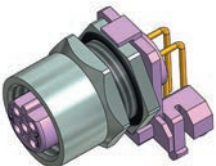
4

10

SAL-12B-FKH4-X10

43-01213

Two-piece female connector, angled with shroud



4

B

250

4

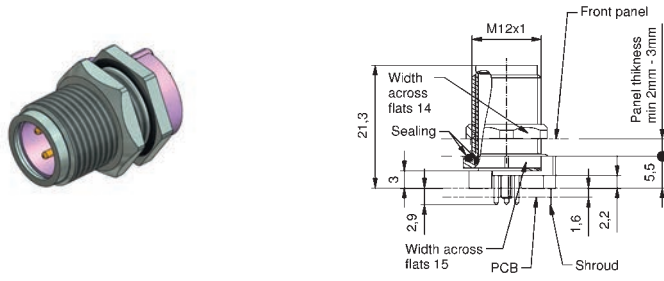
SAL-12B-FKHW4

43-01225

M12x1 PROFIBUS DP SOCKETS with shroud

Back panel mounting, Dip solder termination

Two-piece male connector, axial with shroud, installation height 5.5 mm



Number of poles

Coding

Rated voltage [V]

Current rating [A]

Installation height [mm]

Description

Part No.

4

B

250

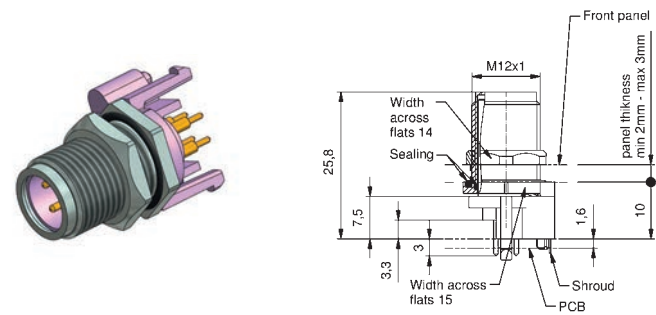
4

5,5

SAL-12B-FSH4-X5,5

43-01219

Two-piece male connector, axial with shroud, installation height 10 mm



4

B

250

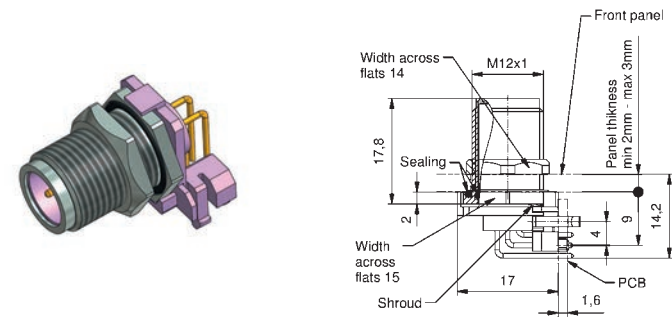
4

10

SAL-12B-FSH4-X10

43-01215

Two-piece male connector, angled with shroud



4

B

250

4

SAL-12B-FSHW4

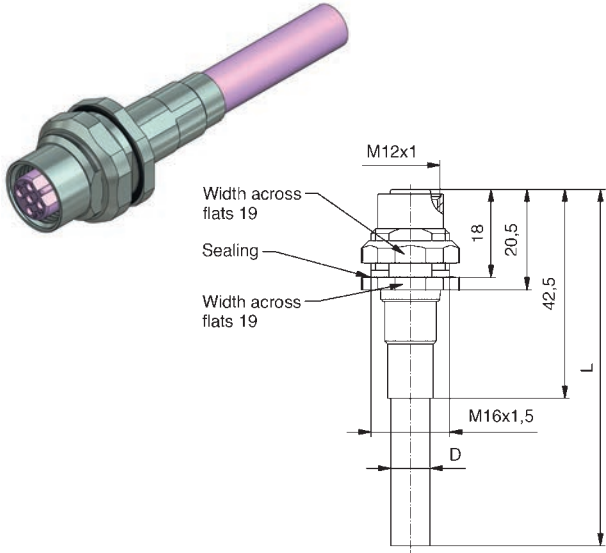
43-01227

M12x1 PROFIBUS DP SOCKETS 360° Shielding

Back panel mounting with cable

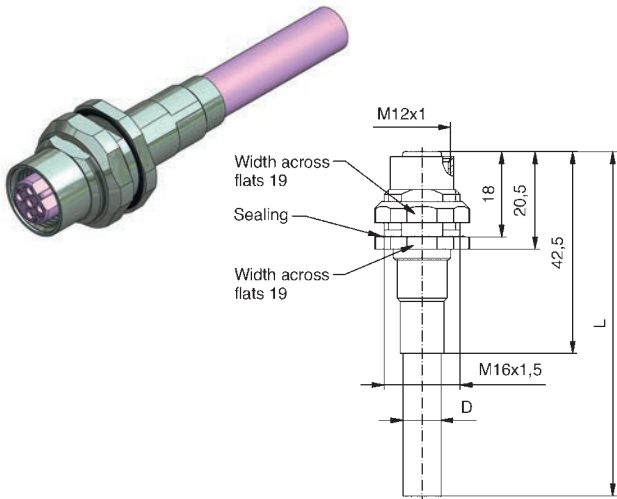
Female connector, M16x1.5 thread, PVC, UL, violet, O2YSY(ST)CY

Contact assignment



Number of poles	Coding	Rated voltage [V]	Current rating [A]	Cable length = L [m]	Wire cross section [AWG]	Description	Part No.
4	B	160	4	0,5	2 x 22	SAL-12B-FKH4.1-0,5/ G5	43-01654
4	B	160	4	1	2 x 22	SAL-12B-FKH4.1-1/ G5	43-01655
4	B	160	4	2	2 x 22	SAL-12B-FKH4.1-2/ G5	43-01656

Female connector, M16x1.5 thread, TPU, UL, violet, O2YSH(ST)CH



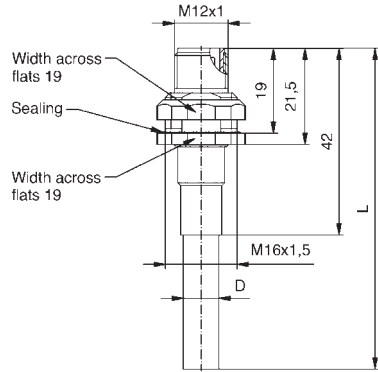
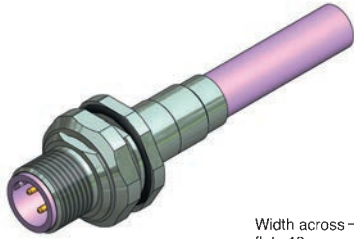
4	B	160	4	0,5	2 x 22	SAL-12B-FKH4.1-0,5/ G4	43-01648
4	B	160	4	1	2 x 22	SAL-12B-FKH4.1-1/ G4	43-01649
4	B	160	4	2	2 x 22	SAL-12B-FKH4.1-2/ G4	43-01650

M12x1 PROFIBUS DP SOCKETS 360° Shielding

Back panel mounting with cable

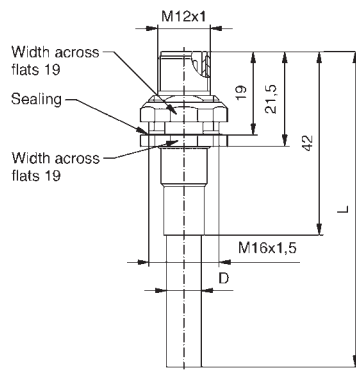
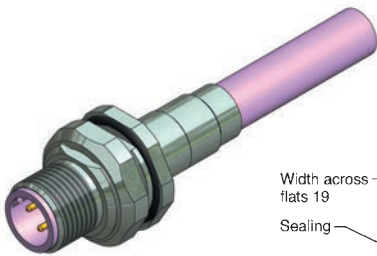
Male connector, M16x1.5 thread, PVC, UL, violet, O2YSY(ST)CY

Contact assignment



Number of poles	Coding	Rated voltage [V]	Current rating [A]	Cable length = L [m]	Wire cross section [AWG]	Description	Part No.
4	B	160	4	0,5	2 x 22	SAL-12B-FSH4.1-0,5/ G5	43-01657
4	B	160	4	1	2 x 22	SAL-12B-FSH4.1-1/ G5	43-01658
4	B	160	4	2	2 x 22	SAL-12B-FSH4.1-2/ G5	43-01659


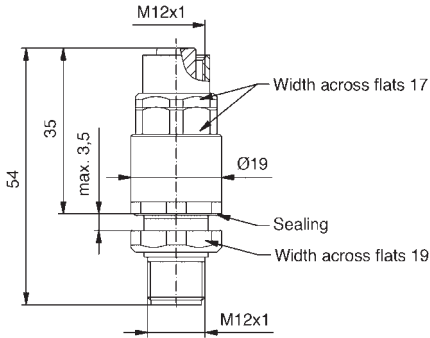
Male connector, M16x1.5 thread, TPU, UL, violet, O2YSH(ST)CH



4	B	160	4	0,5	2 x 22	SAL-12B-FSH4.1-0,5/ G4	43-01651
4	B	160	4	1	2 x 22	SAL-12B-FSH4.1-1/ G4	43-01652
4	B	160	4	2	2 x 22	SAL-12B-FSH4.1-2/ G4	43-01653

M12x1 PROFIBUS DP
Lead through for switch case

FlanschMale connector (inflexible)
Female socket (flexible)

		Number of poles	Coding	Rated voltage [V]	Current rating [A]	Cable length = L [m]	Wire cross section [AWG]	Description	Part No.
		4	B	250	4			SAL-12B-FSH4-FKP4-WD	43-01693

D-SUB – M12x1 PROFIBUS DP Connecting cable

D-SUB Male connector 9-pos., angled with programming interface
Male connector/Female connector M12x1 axial, 4-pos.

PVC, UL, violet, O2YSY(ST)CY

Contact assignment

Number of poles

Coding

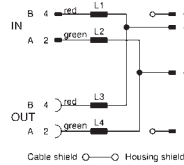
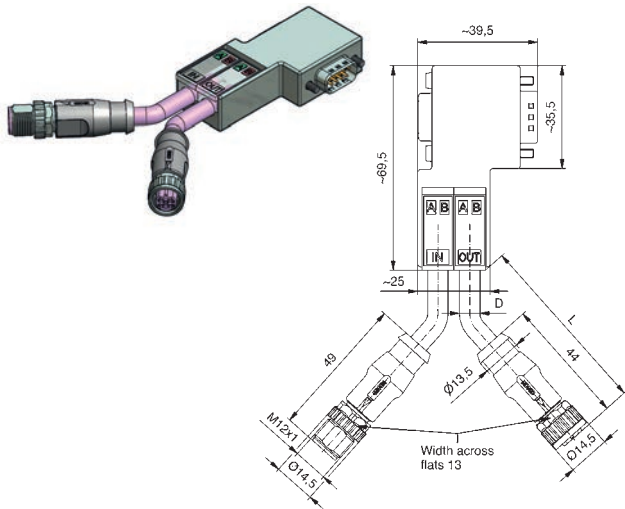
Rated voltage [V]

Cable length = L [m]

Wire cross section [AWG]

Description

Part No.



0,5

SAL-DS-SKSW9.1-12B-RS4.1-RK4.1-0,5/G5

43-11756

1

2 x 22

SAL-DS-SKSW9.1-12B-RS4.1-RK4.1-1/G5

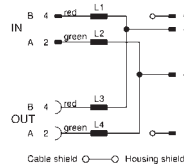
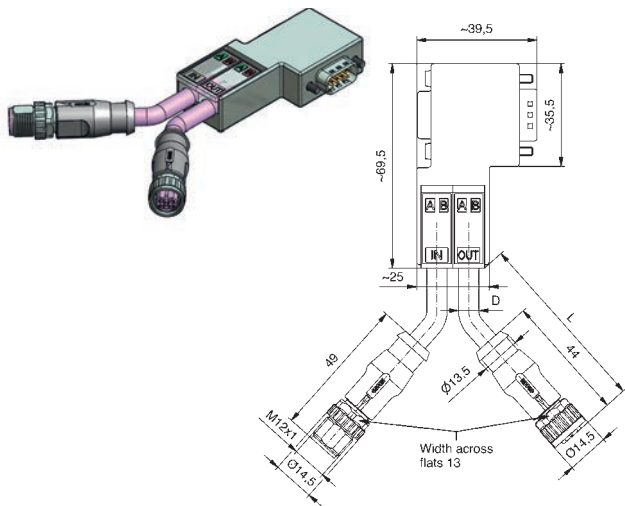
43-11757

2

SAL-DS-SKSW9.1-12B-RS4.1-RK4.1-2/G5

43-11758

TPU, UL, violet, O2YSH(ST)CH



0,5

SAL-DS-SKSW9.1-12B-RS4.1-RK4.1-0,5/G4

43-11753

1

2 x 22

SAL-DS-SKSW9.1-12B-RS4.1-RK4.1-1/G4

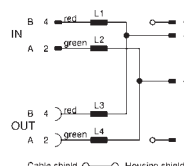
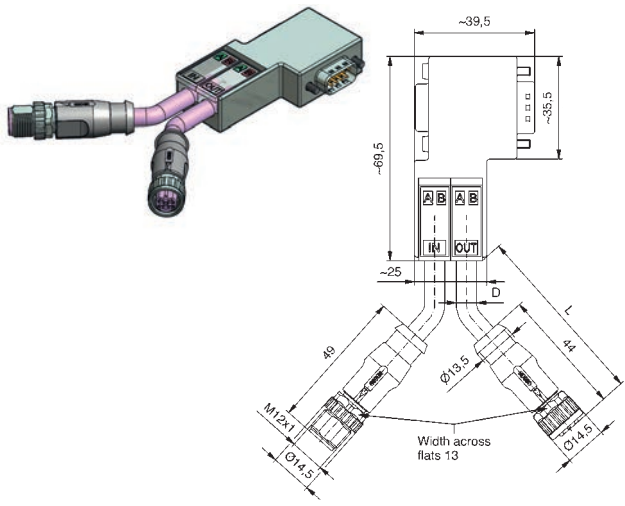
43-11754

2

SAL-DS-SKSW9.1-12B-RS4.1-RK4.1-2/G4

43-11755

TPE, UL, highflexible, violet, O2YS(ST)C11Y



0,5

SAL-DS-SKSW9.1-12B-RS4.1-RK4.1-0,5/G7

43-11759

1

2 x 23

SAL-DS-SKSW9.1-12B-RS4.1-RK4.1-1/G7

43-11760

2

SAL-DS-SKSW9.1-12B-RS4.1-RK4.1-2/G7

43-11761

D-SUB – M12x1 PROFIBUS DP Connecting cable

D-SUB Male connector 9-pos., angled with programming interface
Male connector M12x1 axial, 4-pos.

PVC, UL, violet, O2YSY(ST)CY

Contact assignment

Number of poles

Coding

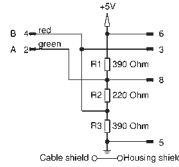
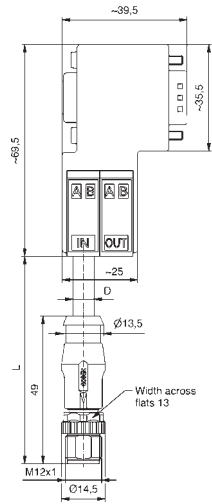
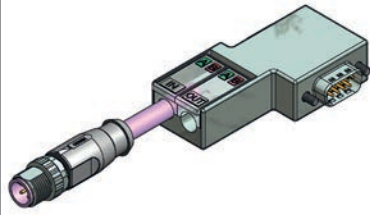
Rated voltage [V]

Cable length = L [m]

Wire cross section [AWG]

Description

Part No.



9/4

B

4,75 - 5,25 V DC

3

2 x 22

SAL-DS-SKSW9-12B-RS4.1-2/G5

43-11747

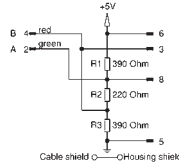
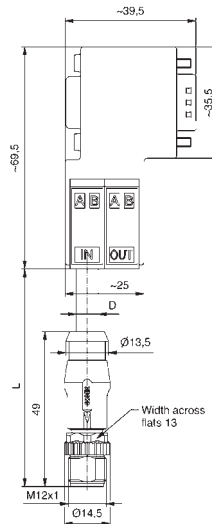
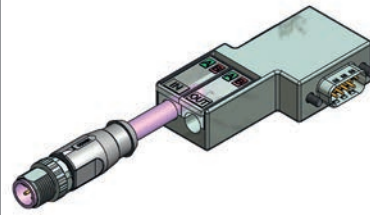
SAL-DS-SKSW9-12B-RS4.1-3/G5

43-11748

SAL-DS-SKSW9-12B-RS4.1-5/G5

43-11749

TPU, UL, violet, O2YSH(ST)CH



9/4

B

4,75 - 5,25 V DC

3

2 x 22

SAL-DS-SKSW9-12B-RS4.1-2/G4

43-11744

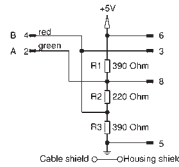
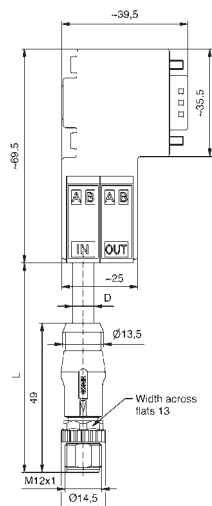
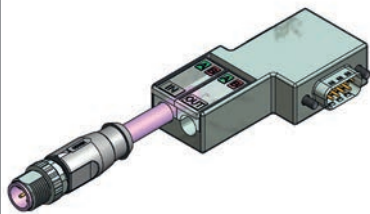
SAL-DS-SKSW9-12B-RS4.1-3/G4

43-11745

SAL-DS-SKSW9-12B-RS4.1-5/G4

43-11746

TPE, UL, highflexible, violet, O2YS(ST)C11Y



9/4

B

4,75 - 5,25 V DC

3

2 x 23

SAL-DS-SKSW9-12B-RS4.1-2/G7

43-11750

SAL-DS-SKSW9-12B-RS4.1-3/G7

43-11751

SAL-DS-SKSW9-12B-RS4.1-5/G7

43-11752

D-SUB – M12x1 PROFIBUS DP Connecting cable

D-SUB Male connector 9-pos., angled with programming interface
Female connector M12x1 axial, 4-pos.

PVC, UL, violet, O2YSY(ST)CY

Contact assignment

Number of poles

Coding

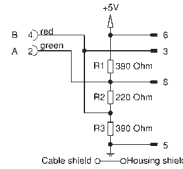
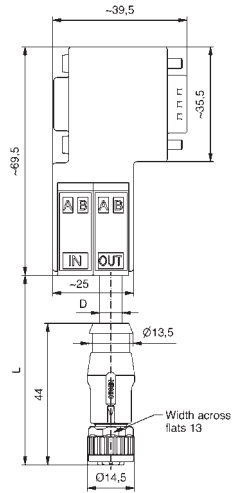
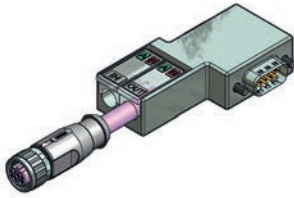
Rated voltage [V]

Cable length = L [m]

Wire cross section [AWG]

Description

Part No.



9/4

B

4,75 - 5,25 V DC

2

2 x 22

SAL-DS-SKSW9-12B-RK4.1-2 / G5

43-11738

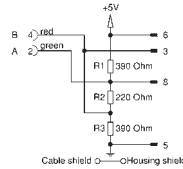
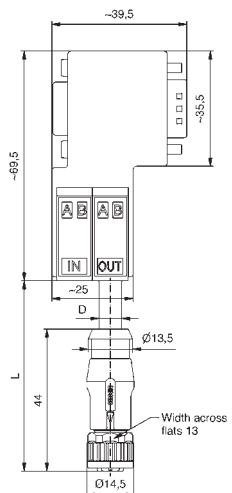
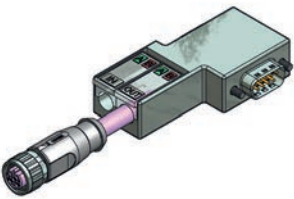
SAL-DS-SKSW9-12B-RK4.1-3 / G5

43-11739

SAL-DS-SKSW9-12B-RK4.1-5 / G5

43-11740

TPU, UL, violet, O2YSH(ST)CH



9/4

B

4,75 - 5,25 V DC

2

2 x 22

SAL-DS-SKSW9-12B-RK4.1-2 / G4

43-11735

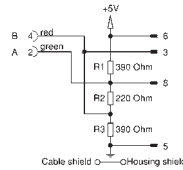
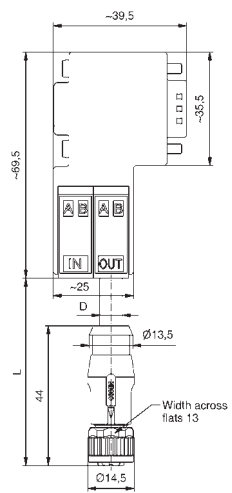
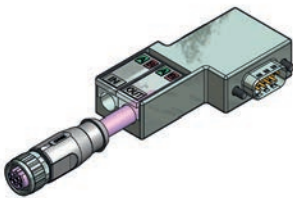
SAL-DS-SKSW9-12B-RK4.1-3 / G4

43-11736

SAL-DS-SKSW9-12B-RK4.1-5 / G4

43-11737

TPE, UL, highflexible, violet, O2YS(ST)C11Y



9/4

B

4,75 - 5,25 V DC

2

2 x 23

SAL-DS-SKSW9-12B-RK4.1-2 / G7

43-11741

SAL-DS-SKSW9-12B-RK4.1-3 / G7

43-11742

SAL-DS-SKSW9-12B-RK4.1-5 / G7

43-11743

SOCKETS FÜR BUS-SYSTEMS
D-SUB auf M12x1 – Profibus DP Connecting cable

D-SUB Male connector 9-pos., angled with programming interface
 Female socket, M12x1, axial 4-pos. Back panel mounting

TPU, UL, violet, O2YSH(ST)CH

Contact assignment

Number of poles

Coding

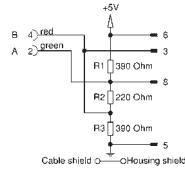
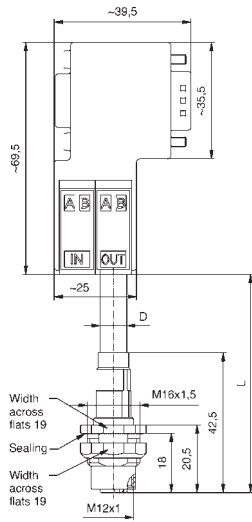
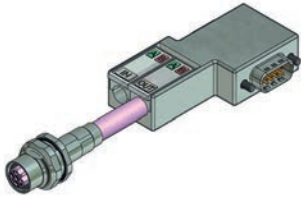
Rated voltage [V]

Cable length = L [m]

Wire cross section [AWG]

Description

Part No.



9/4

B

160 V

1

2 x 22

SAL-DS-SKSW9-12B-FKH4.1-0,5 / G4

43-01675

SAL-DS-SKSW9-12B-FKH4.1-1 / G4

43-01676

SAL-DS-SKSW9-12B-FKH4.1-2 / G4

43-01677

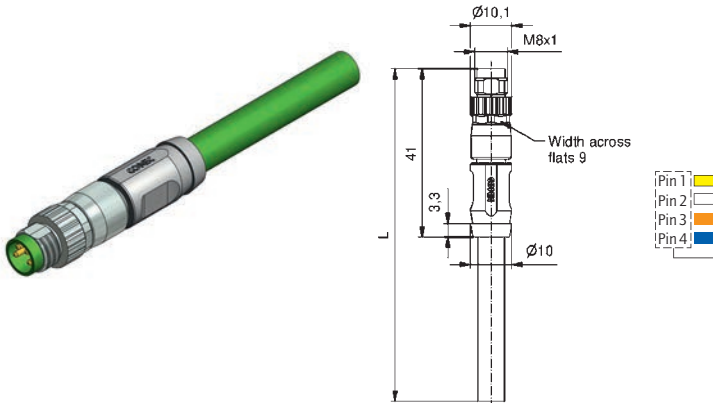
M8x1 INDUSTRIAL ETHERNET 100MHz OVERMOULDED 360° Shielding

Male connector axial

TPU, UL, halogenfree, green, Cat 5e

Contact assignment

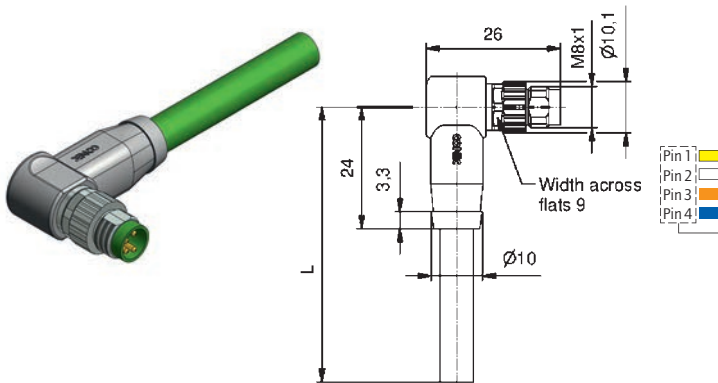
Number of poles	Coding	Rated voltage [V]	Current rating [A]	Cable length = L [m]	Wire cross section [AWG]	Description	Part No.
4		30	3	4 x 22	2	SAL-8S-RS4.2-2/ G6/034	42-13469
					3	SAL-8S-RS4.2-3/ G6/034	42-13470
					5	SAL-8S-RS4.2-5/ G6/034	42-13471
					10	SAL-8S-RS4.2-10/ G6/034	42-13472



Male connector angled

TPU, UL, halogenfree, green, Cat 5e

4		30	3	4 x 22	2	SAL-8S-RSW4.2-2/ G6/034	42-13473
					3	SAL-8S-RSW4.2-3/ G6/034	42-13474
					5	SAL-8S-RSW4.2-5/ G6/034	42-13475
					10	SAL-8S-RSW4.2-10/ G6/034	42-13476



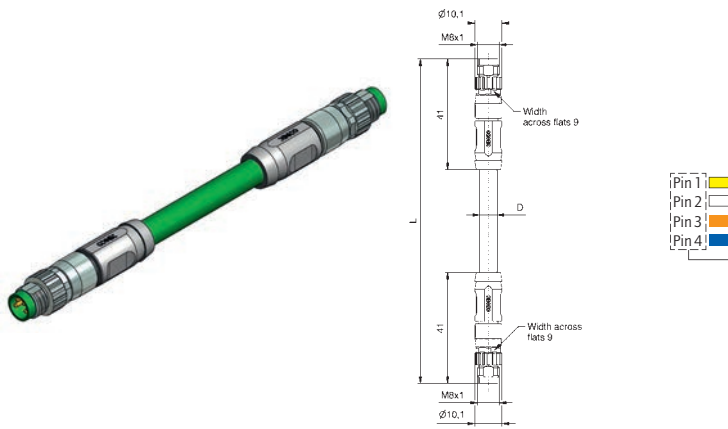
M8x1 INDUSTRIAL ETHERNET 100MHz OVERMOULDED Connecting cable with 360° Shielding

Male connector axial
Male connector axial

TPU, UL, halogenfree, green, Cat 5e

Contact assignment

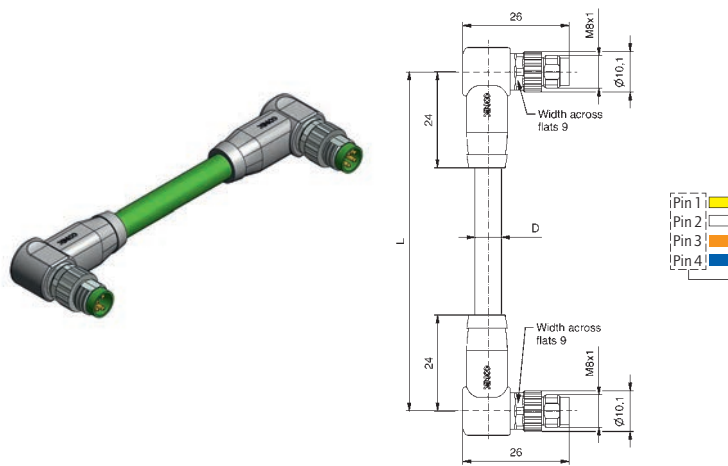
Number of poles	Coding	Rated voltage [V]	Current rating [A]	Cable length = L [m]	Wire cross section [AWG]	Description	Part No.
4		30	3	4 x 22		SAL-8S-RS4.2-RS4.2-1/G6/034	42-13477
						SAL-8S-RS4.2-RS4.2-2/G6/034	42-13478
						SAL-8S-RS4.2-RS4.2-5/G6/034	42-13479
						SAL-8S-RS4.2-RS4.2-10G6/034	42-13480



Male connector angled
Male connector angled

TPU, UL, halogenfree, green, Cat 5e

Number of poles	Coding	Rated voltage [V]	Current rating [A]	Cable length = L [m]	Wire cross section [AWG]	Description	Part No.
4		30	3	4 x 22		SAL-8S-RSW4.2-RSW4.2-1/G6/034	42-13481
						SAL-8S-RSW4.2-RSW4.2-2/G6/034	42-13482
						SAL-8S-RSW4.2-RSW4.2-5/G6/034	42-13483
						SAL-8S-RSW4.2-RSW4.2-10/G6/034	42-13484

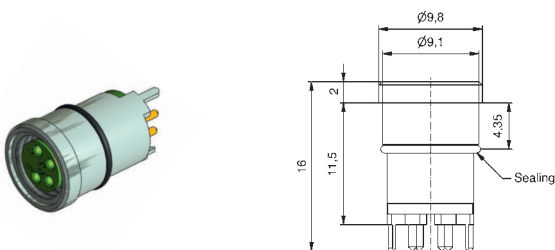


M8x1 INDUSTRIAL ETHERNET 100MHz Socket

Front panel mounting, Dip solder termination

Female connector axial, shielded

Number of poles	Coding	Rated voltage [V]	Current rating [A]	Installation height [mm]	Description	Part No.
4		30	3	16	SAL-8D-EKVM4-P16	42-01052



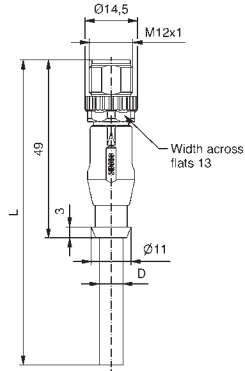
M12X1 INDUSTRIAL ETHERNET 100MHz OVERMOULDED 360° Shielding

Male connector axial

TPU, UL, halogenfree, green, Cat 5e

Contact assignment

Number of poles	Coding	Rated voltage [V]	Current rating [A]	Cable length = L [m]	Wire cross section [AWG]	Description	Part No.
4	D	160	4	4 x 22	2	SAL-12D-RS4.2-2 / G6	43-10944
					3	SAL-12D-RS4.2-3 / G6	43-10945
					5	SAL-12D-RS4.2-5 / G6	43-10946
					10	SAL-12D-RS4.2-10 / G6	43-10947

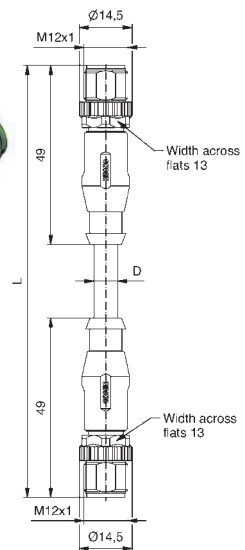


M12X1 INDUSTRIAL ETHERNET 100MHz Connecting cable with 360° Shielding

Male connector axial
Male connector axial

TPU, UL, halogenfree, green, Cat 5e

4	D	160	4	4 x 22	0,3	SAL-12D-RS4.2-RS4.2-0,3 / G6	43-10948
					0,6	SAL-12D-RS4.2-RS4.2-0,6 / G6	43-10949
					1,5	SAL-12D-RS4.2-RS4.2-1,5 / G6	43-10950
					3	SAL-12D-RS4.2-RS4.2-3 / G6	43-10951



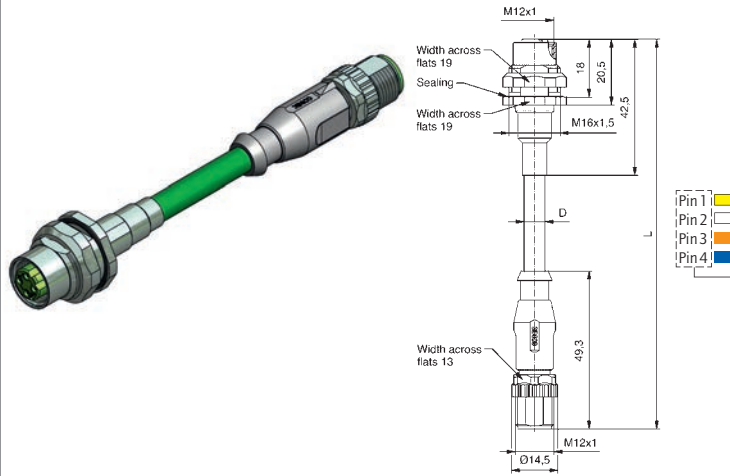
M12x1 - RJ45 INDUSTRIAL ETHERNET 100MHz
Connecting cable with 360° Shielding

Female socket Back panel mounting
Male connector axial

TPU, UL, halogenfree, green, Cat 5e

Contact assignment

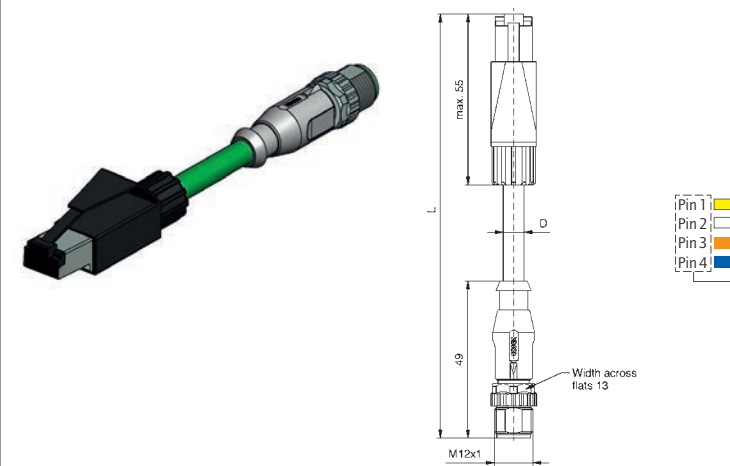
Number of poles	Coding	Rated voltage [V]	Current rating [A]	Cable length = L [m]	Wire cross section [AWG]	Description	Part No.
4	D	160	4	1	4 x 22	SAL-12D-FKH4.2-RS4.2-0,5 / G6	43-01672
						SAL-12D-FKH4.2-RS4.2-1 / G6	43-01673
						SAL-12D-FKH4.2-RS4.2-2 / G6	43-01674



Male connector RJ45 field attachable
Male connector M12x1 axial, overmoulded

TPU, UL, halogenfree, green, Cat 5e

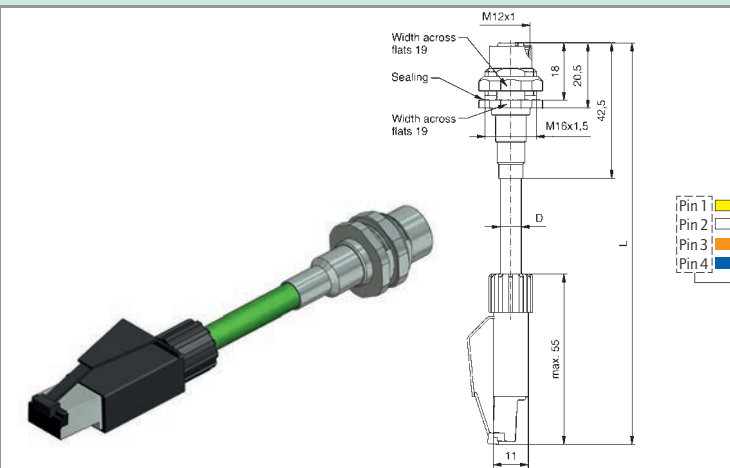
4	D	48	350 mA	4 x 22	SAL-45-SS4-12D-RS4.2-0,3 / G6	43-12484
					SAL-45-SS4-12D-RS4.2-0,6 / G6	43-12485
					SAL-45-SS4-12D-RS4.2-1,5 / G6	43-10996
					SAL-45-SS4-12D-RS4.2-3 / G6	43-10997



Male connector RJ45 field attachable
Female socket, Back panel mounting

TPU, UL, halogenfree, green, Cat 5e

4	D	48	350 mA	4 x 22	SAL-45-SS4-12D-FKH4.2-0,5 / G6	43-01678
					SAL-45-SS4-12D-FKH4.2-1 / G6	43-01679
					SAL-45-SS4-12D-FKH4.2-2 / G6	43-01680



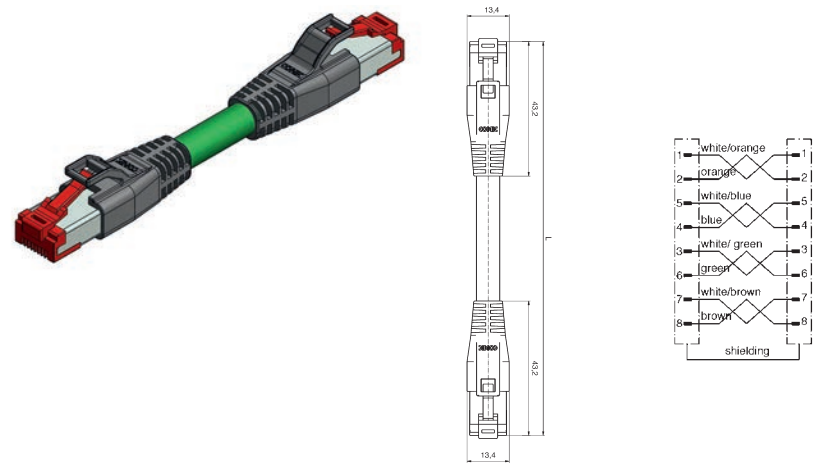
RJ45 INDUSTRIAL ETHERNET 100 MHz, AWG 24
Connecting cable , overmoulded

Male connector RJ45 axial
Male connector RJ45 axial

PVC, UL, green, Cat 5e

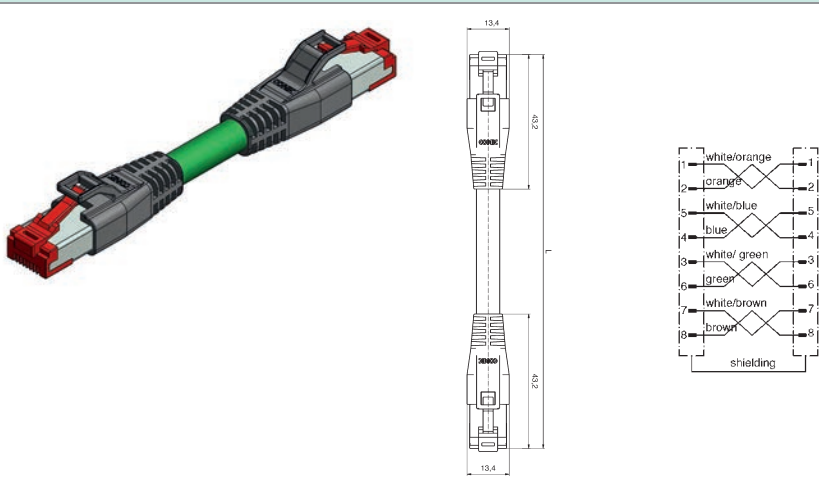
Contact assignment

Number of poles	Rated voltage [V]	Current rating [A]	Cable length = L [m]	Wire cross section [AWG]	Description	Part No.
8	125	1	0,3	4 x 2 x 24	RJ-45-RS8.31- RS8.31-0,3/GAJ/025	17-500720
					RJ-45-RS8.31- RS8.31-0,6/GAJ/025	17-500721
					RJ-45-RS8.31- RS8.31-1,5/GAJ/025	17-500722
					RJ-45-RS8.31- RS8.31-3/GAJ/025	17-500723



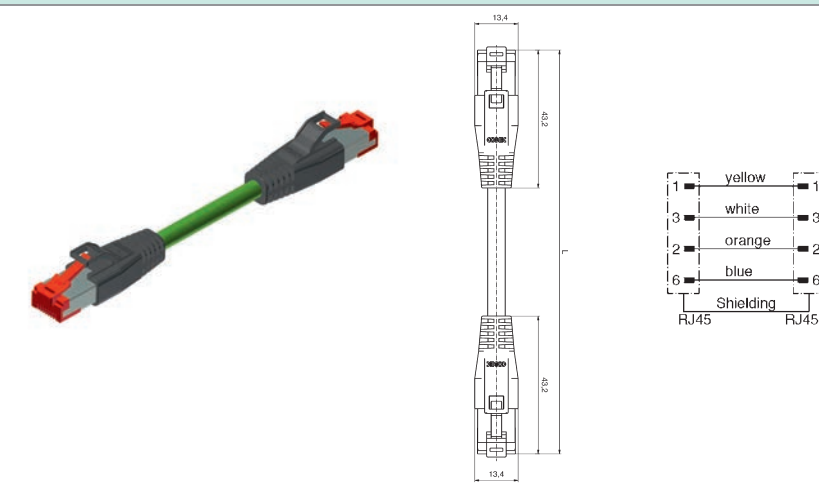
TPU, UL, green, Cat 5e

8	125	1	0,3	4 x 2 x 24	RJ-45-RS8.31- RS8.31-0,3/GAF/025	17-500724
					RJ-45-RS8.31- RS8.31-0,6/GAF/025	17-500725
					RJ-45-RS8.31- RS8.31-1,5/GAF/025	17-500726
					RJ-45-RS8.31- RS8.31-3/GAF/025	17-500727



TPU, green, cULus 20236, Cat 5e

4	125	1	1	4 x 1 x 24	RJ-45S-RS8.36- RS8.36-1/GAF/025	17-140013
					RJ-45S-RS8.36- RS8.36-2/GAF/025	17-140023
					RJ-45S-RS8.36- RS8.36-5/GAF/025	17-140033
					RJ-45S-RS8.36- RS8.36-10/GAF/025	17-140043



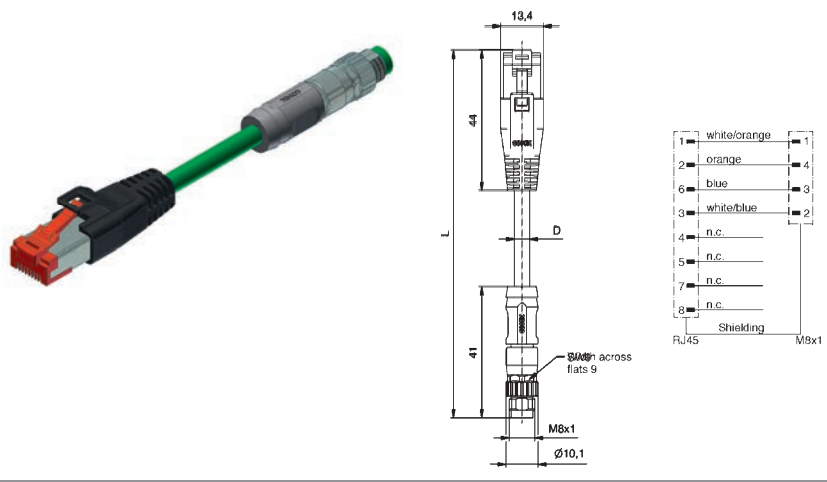
RJ45 – INDUSTRIAL ETHERNET 100 MHz, AWG 26
Connecting cable, overmoulded

Male connector M8x1 axial
Male connector M8x1 axial

TPU, green, cULus 20236, Cat 5e

Contact assignment


Number of poles	Coding	Rated voltage [V]	Current rating [A]	Cable length = L [m]	Wire cross section [AWG]	Description	Part No.
4	D	30	1	0,3	4 x 26	SAL-45S-RS8.33-8D-RS4.24-0,3/GD/014	42-13316
						SAL-45S-RS8.33-8D-RS4.24-1,5/GD/014	42-13317



Male connector RJ45 axial
Male connector M12x1 axial

TPU, green, cULus 20236, Cat 5e

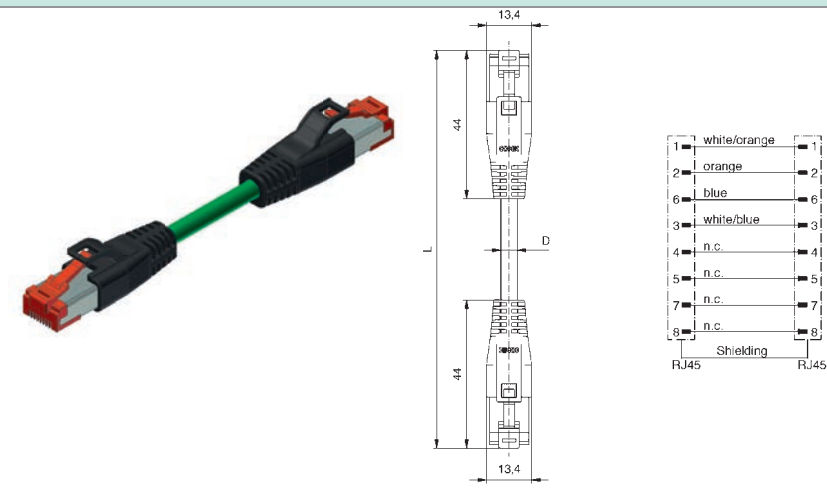
4	D	30	1	0,3	4 x 26	SAL-45S-RS8.33-12D-RS4.24-0,3/GD/014	43-18908
						SAL-45S-RS8.33-12D-RS4.24-1,5/GD/014	43-18909



Male connector RJ45 axial
Male connector RJ45 axial

TPU, green, cULus 20236, Cat 5e


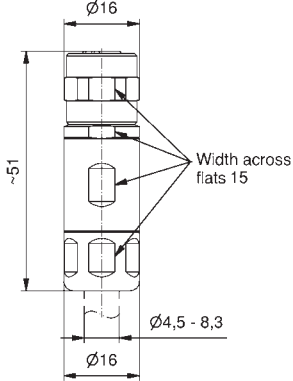
4	D	30	1	0,3	4 x 26	RJ-45S-RS8.33-RS8.33-0,3/GD/014	43-18910
						RJ-45S-RS8.33-RS8.33-1,5/GD/014	43-18911




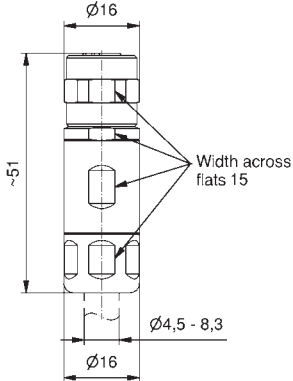
**M12x1 INDUSTRIAL ETHERNET 100MHz FIELD ATTACHABLE
360° Shielding**

Crimp termination

Female connetor axial


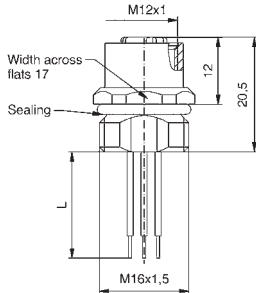
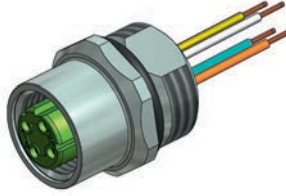
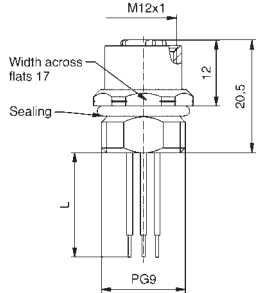
		Number of poles	Coding	Rated voltage [V]	Current rating [A]	Outer Ø cable [mm]	Wire cross section min-max [mm ²]	Description	Part No.
		4	D	250	4	4,5 - 8,3	0,25 - 1,0	SAL-12D-RKC4-C/100	43-00416

Male connector axial

		4	D	250	4	4,5 - 8,3	0,25 - 1,0	SAL-12D-RSC4-C/100	43-00417
--	--	---	---	-----	---	-----------	------------	--------------------	----------

M12x1 INDUSTRIAL ETHERNET 100MHz Sockets

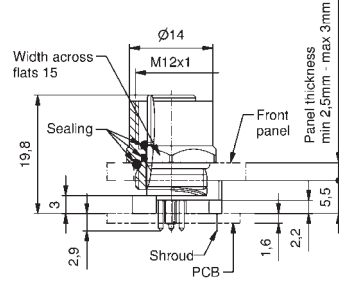
Front panel mounting, Wire termination

Female connector, M16x1.5 thread		Contact assignment	Number of poles	Coding	Rated voltage [V]	Current rating [A]	Wire material	Wire cross section [AWG]	Wire length = l [mm]	Description	Part No.
  <p>Pin 1 ■ Pin 2 ■ Pin 3 ■ Pin 4 ■</p>			4	D	250	4	PVC	22	0,5	SAL-12D-FK4.2-0,5	43-01044
Female connector, PG9 thread											
  <p>Pin 1 ■ Pin 2 ■ Pin 3 ■ Pin 4 ■</p>			4	D	250	4	PVC	22	0,5	SAL-12D-FK4.2-0,5-9	43-01111

M12x1 INDUSTRIAL ETHERNET 100MHz Sockets

Front panel mounting, Dip solder termination

Two-piece female connector, axial with shroud, installation height 5.5 mm



Number of poles

Coding

Rated voltage [V]

Current rating [A]

Installation height [mm]

Description

Part No.

4

D

250

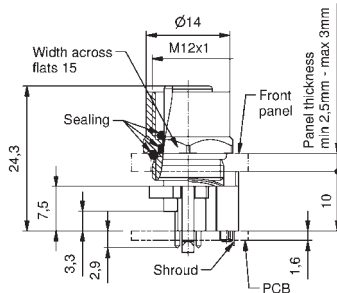

4

5,5

SAL-12D-FK4-X5,5

43-01222

Two-piece female connector, axial with shroud, installation height 10 mm



4

D

250

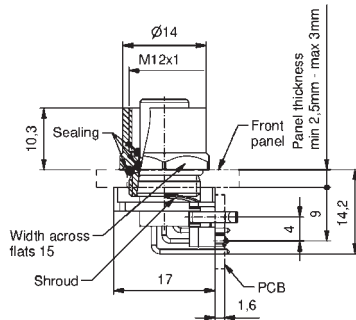

4

10

SAL-12D-FK4-X10

43-01220

Two-piece female connector, angled with shroud



4

D

250

4

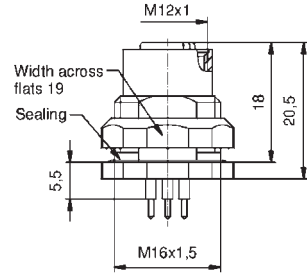
SAL-12D-FKW4

43-01228

M12x1 INDUSTRIAL ETHERNET 100MHz Sockets

Back panel mounting, Dip solder termination

Female connector, M16x1.5 thread



Number of poles

Coding

Rated voltage [V]

Current rating [A]

Installation height [mm]

Description

Part No.

4

D

250

4

5,5

SAL-12D-FKH4-P5,5

43-01157

4

D

250

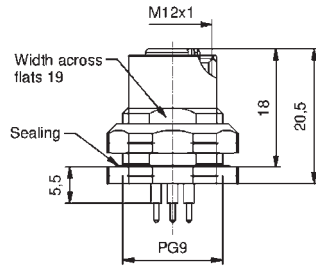
4

12

SAL-12D-FKH4-P12

43-01118

Female connector, PG9 thread



4

D

250

4

5,5

SAL-12D-FKH4-P5,5-9

43-01236

4

D

250

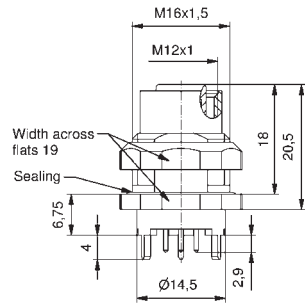
4

12

SAL-12D-FKH4-P12-9

43-01248

Female connector with shielded connection, M16x1.5 thread



4

D

250

4

6,75

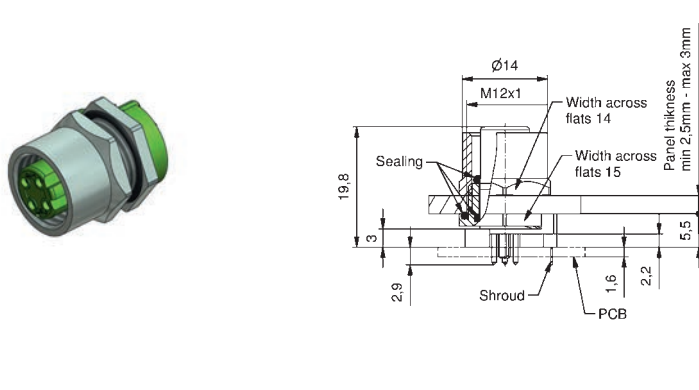
SAL-12D-FKH4-P6,75

43-01690

M12x1 INDUSTRIAL ETHERNET 100MHz Sockets

Back panel mounting, Dip solder termination

Two-piece female connector, axial with shroud, installation height 5,5 mm



Number of poles

Coding

Rated voltage [V]

Current rating [A]

Installation height [mm]

Description

Part No.

4

D

250

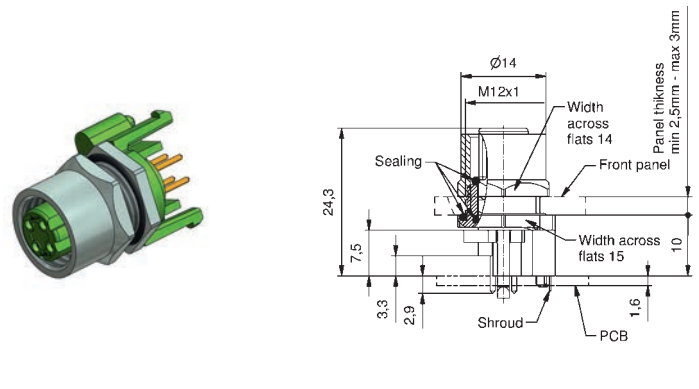
4

5,5

SAL-12D-FKH4-X5,5

43-01223

Two-piece female connector, axial with shroud, installation height 10 mm



4

D

250

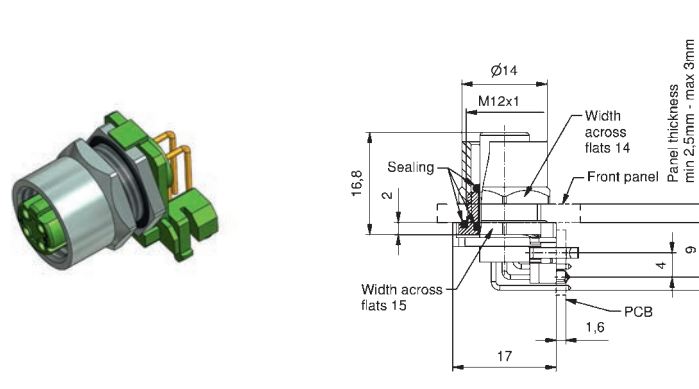
4

10

SAL-12D-FKH4-X10

43-01221

Two-piece female connector, angled with shroud



4

D

250

4

SAL-12D-FKHW4

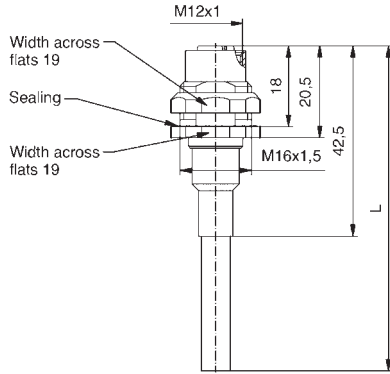

43-01229

M12x1 INDUSTRIAL ETHERNET 100MHz
Sockets with 360° shielding

Back panel mounting with cable

Female connector M16x1.5 thread, TPU, UL, halogenfree, green, Cat 5e

Contact assignment



- Pin 1 ■
- Pin 2 ■
- Pin 3 ■
- Pin 4 ■


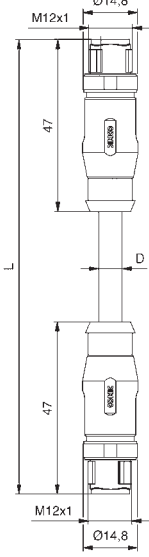
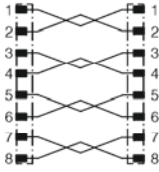
Number of poles	Coding	Rated voltage [V]	Current rating [A]	Cable length = L [m]	Wire cross section [AWG]	Description	Part No.
4	D	160	4	0,5	4 x 22	SAL-12D-FKH4.2-0,5/ G6	43-01660
4	D	160	4	1	4 x 22	SAL-12D-FKH4.2-1/ G6	43-01661
4	D	160	4	2	4 x 22	SAL-12D-FKH4.2-2/ G6	43-01662

M12x1 ETHERNET 10 GBIT/S OVERMOULDED Connecting cable

Male connector axial
Male connector axial

TPU, waterblue, S-FTP


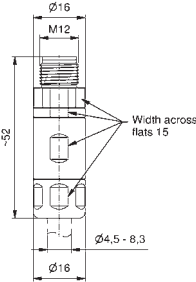
Contact assignment

	Number of poles	Coding	Rated voltage [V]	Current rating [A]	Cable length = L [m]	Wire cross section [AWG]	Description	Part No.
  	8	X	48	0,5	1	4 x 2 x 26/7	SAL-12X-RS8.8-RS8.8-1 / GG	43-15364
					2		SAL-12X-RS8.8-RS8.8-2 / GG	43-15365
					5		SAL-12X-RS8.8-RS8.8-5 / GG	43-15366
					10		SAL-12X-RS8.8-RS8.8-10 / GG	43-15367

M12x1 ETHERNET 10 GBIT/S FIELD ATTACHABLE

Crimp termination


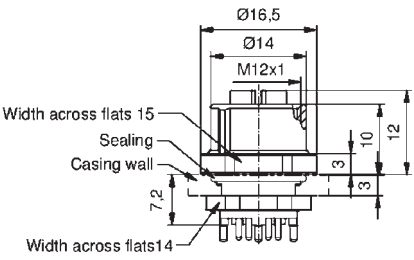
Male connector, axial

	Number of poles	Coding	Rated voltage [V]	Current rating [A]	Outer Ø cable [mm]	Wire cross section min-max [AWG]	Description	Part No.
 	8	X	48	0,5	4,5 - 8,3	28 - 22	SAL-12X-RSC8-C/034	43-00418

M12x1 ETHERNET 10 GBIT/S SOCKETS

Front panel mounting, Dip solder termination

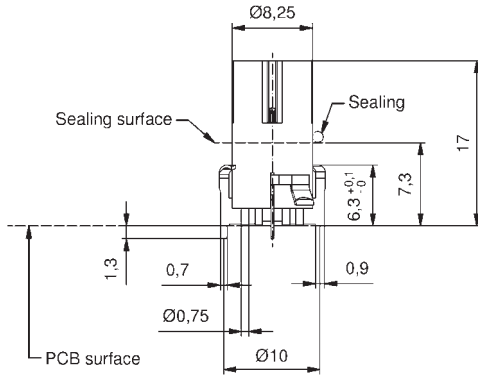
Female connector, installation height 7.2 mm

	Number of poles	Coding	Rated voltage [V]	Current rating [A]	Installation height [m]	Description	Part No.
 	8	X	48	0,5	7,2	SAL-12X-FK8.8-X7,2-12	43-01847

**M12x1 ETHERNET 10 Gbit/s
Sockets SMT**

Front panel mounting

Insulation body SMT



Number of poles

Coding

Rated voltage [V]

Current rating [A]

Installation height [mm]

Description

Part No.

8

X

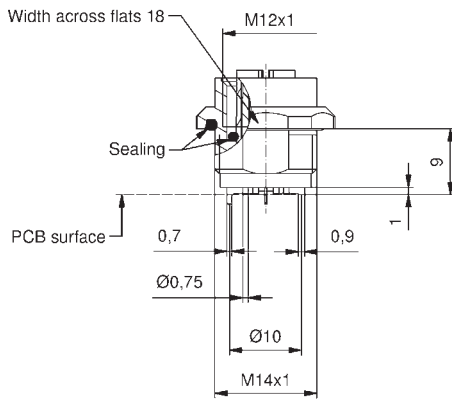
48

0,5

SAL-12X-1K8/SMT

43-02362

Female connector SMT, installation height 9 mm



8

X

48

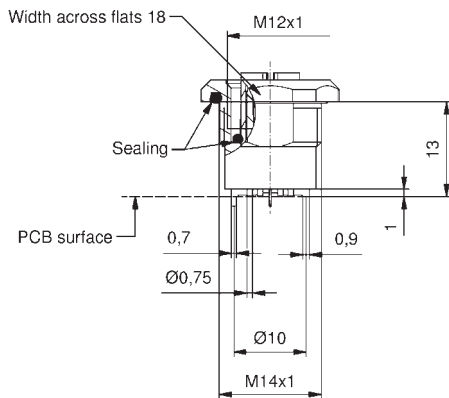
0,5

9

SAL-12X-FK8-X9/
SMT

43-02757

Female connector SMT, installation height 13 mm



8

X

48

0,5

13

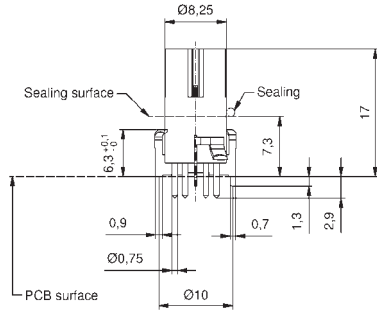
SAL-12X-FK8-X13/
SMT

43-02759

**M12x1 ETHERNET 10 GBIT/S
Sockets THR**

Front panel mounting

Insulation body THR



Number of poles

Coding

Rated voltage [V]

Current rating [A]

Installation height [mm]

Description

Part No.

8

X

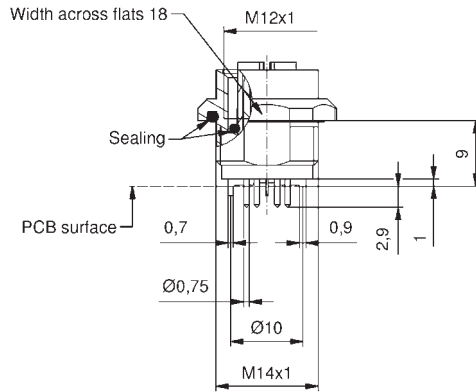
48

0,5

SAL-12X-IK8/THR

43-02363

Female connector THR, installation height 9 mm



8

X

48

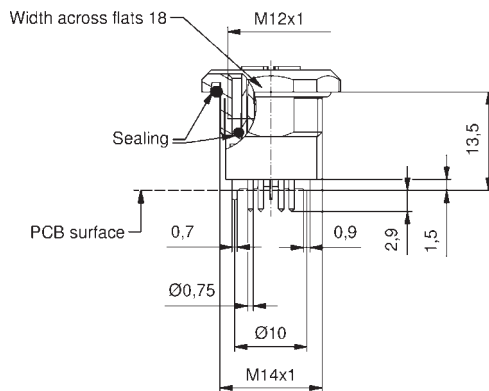
0,5

9

SAL-12X-FK8-X9/
THR

43-02758

Female connector THR, installation height 13 mm



8

X

48

0,5

13

SAL-12X-FK8-X13/
THR

43-02760

M12x1 CONEC ETHERCORD

Connecting cable with 360° shielding

Male connector axial
Male connector axial

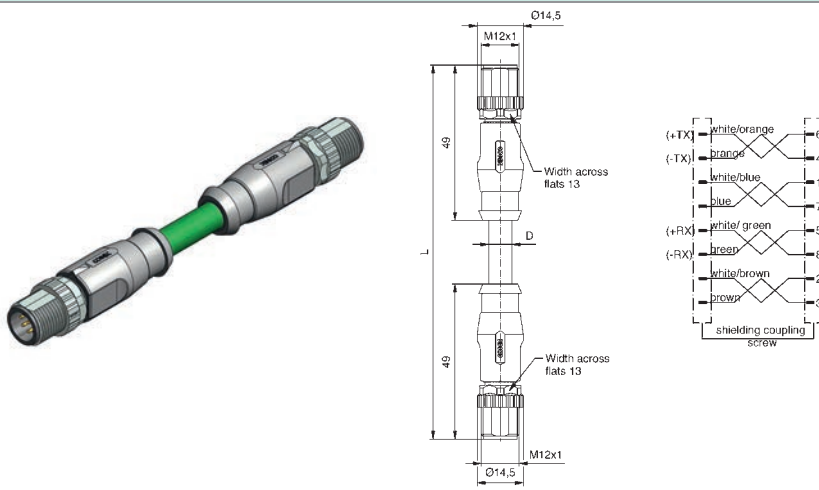
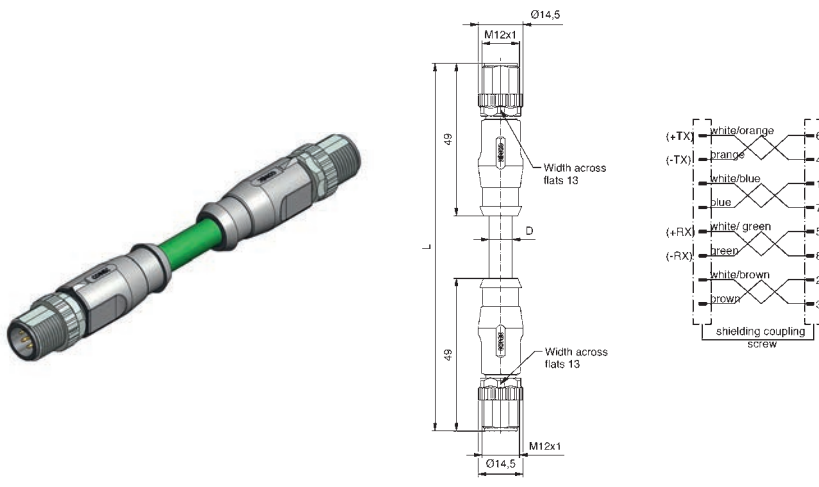
PVC, UL, green, Cat 5e

Contact assignment

Number of poles	Coding	Rated voltage [V]	Current rating [A]	Cable length = L [m]	Wire cross section [AWG]	Description	Part No.
8	A	30	1	4 x 2 x 24	0,3	SAL-12S-RS8.23-RS8.23-0,3/GAJ	43-16998
					0,6	SAL-12S-RS8.23-RS8.23-0,6/GAJ	43-16999
					1,5	SAL-12S-RS8.23-RS8.23-1,5/GAJ	43-17000
					3	SAL-12S-RS8.23-RS8.23-3/GAJ	43-17001

TPU, UL, green, Cat 5e

8	A	30	1	4 x 2 x 24	0,3	SAL-12S-RS8.23-RS8.23-0,3/GAF	43-17002
					0,6	SAL-12S-RS8.23-RS8.23-0,6/GAF	43-17003
					1,5	SAL-12S-RS8.23-RS8.23-1,5/GAF	43-17004
					3	SAL-12S-RS8.23-RS8.23-3/GAF	43-17005


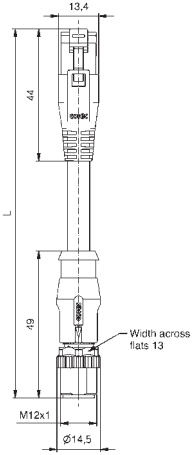
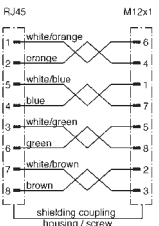


RJ45 – M12x1 CONEC ETHERCORD
Connecting cable with 360° shielding


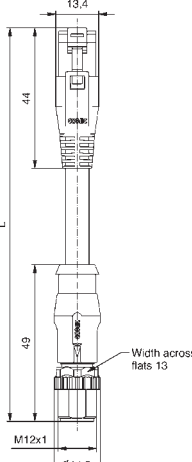
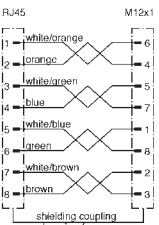
Male connector RJ45 axial
Male connector M12x1 axial

PVC, UL green, Cat 5e

Contact assignment

	Number of poles	Coding	Rated voltage [V]	Current rating [A]	Cable length = L [m]	Wire cross section [AWG]	Description	Part No.
  	8	A	30	1	4 x 2 x 24	0,3	SAL-45S-RS8.31-12S-RS8.23-0,3/GAJ	43-18411
						0,6	SAL-45S-RS8.31-12S-RS8.23-0,6/GAJ	43-18412
						1,5	SAL-45S-RS8.31-12S-RS8.23-1,5/GAJ	43-18413
						3	SAL-45S-RS8.31-12S-RS8.23-3/GAJ	43-18414

TPU, UL, green, Cat 5e

  	8	A	30	1	4 x 2 x 24	0,3	SAL-45S-RS8.31-12S-RS8.23-0,3/GAF	43-18415
						0,6	SAL-45S-RS8.31-12S-RS8.23-0,6/GAF	43-18416
						1,5	SAL-45S-RS8.31-12S-RS8.23-1,5/GAF	43-18417
						3	SAL-45S-RS8.31-12S-RS8.23-3/GAF	43-18382

M12x1 DEVICENET OVERMOULDED

Female connector axial

PVC, UL, grey

Contact assignment

Number of poles

Coding

Rated voltage [V]


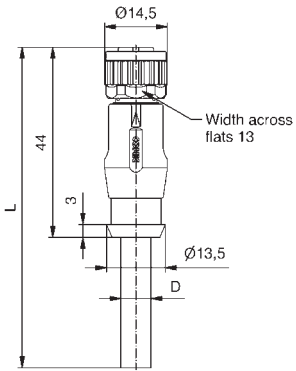





Current rating [A]

Cable length = L [m]


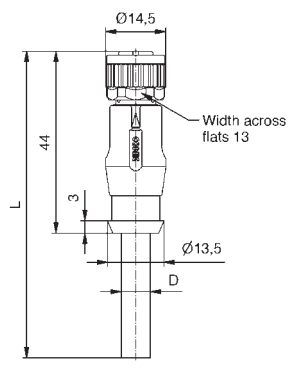





Wire cross section [AWG]

Description

Part No.


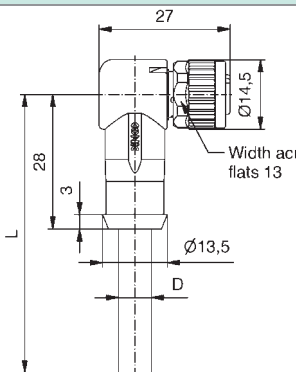





		<p>Pin 1  (Schirm/shielding)</p> <p>Pin 2  (+)</p> <p>Pin 3  (-)</p> <p>Pin 4  (CAN H)</p> <p>Pin 5  (CAN L)</p>	5	A	60	4	2	SAL-DN-12-RK5.3-2 / GC	43-12508
			3	3	3	3	SAL-DN-12-RK5.3-3 / GC	43-12509	
			5	5	5	5	SAL-DN-12-RK5.3-5 / GC	43-12510	
			10	10	10	10	SAL-DN-12-RK5.3-10 / GC	43-12511	

TPU, UL, violet


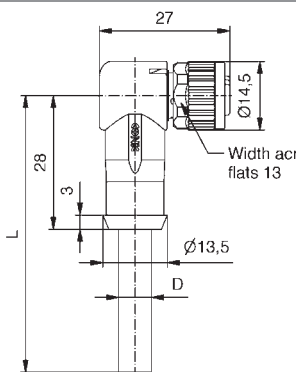





		<p>Pin 1  (Schirm/shielding)</p> <p>Pin 2  (+)</p> <p>Pin 3  (-)</p> <p>Pin 4  (CAN H)</p> <p>Pin 5  (CAN L)</p>	5	A	60	4	2	SAL-DN-12-RK5.3-2 / GJ	43-12512
			3	3	3	3	SAL-DN-12-RK5.3-3 / GJ	43-12513	
			5	5	5	5	SAL-DN-12-RK5.3-5 / GJ	43-12514	
			10	10	10	10	SAL-DN-12-RK5.3-10 / GJ	43-12515	

Female connector angled

PVC, UL, grey

		<p>Pin 1  (Schirm/shielding)</p> <p>Pin 2  (+)</p> <p>Pin 3  (-)</p> <p>Pin 4  (CAN H)</p> <p>Pin 5  (CAN L)</p>	5	A	60	4	2	SAL-DN-12-RKW5.3-2 / GC	43-12516
			3	3	3	3	SAL-DN-12-RKW5.3-3 / GC	43-12517	
			5	5	5	5	SAL-DN-12-RKW5.3-5 / GC	43-12518	
			10	10	10	10	SAL-DN-12-RKW5.3-10 / GC	43-12519	

TPU, UL, violet

		<p>Pin 1  (Schirm/shielding)</p> <p>Pin 2  (+)</p> <p>Pin 3  (-)</p> <p>Pin 4  (CAN H)</p> <p>Pin 5  (CAN L)</p>	5	A	60	4	2	SAL-DN-12-RKW5.3-2 / GJ	43-12520
			3	3	3	3	SAL-DN-12-RKW5.3-3 / GJ	43-12521	
			5	5	5	5	SAL-DN-12-RKW5.3-5 / GJ	43-12522	
			10	10	10	10	SAL-DN-12-RKW5.3-10 / GJ	43-12523	

M12x1 DEVICE NET OVERMOULDED

Male connector axial

PVC, UL, grey

Contact assignment

Number of poles

Coding

Rated voltage [V]

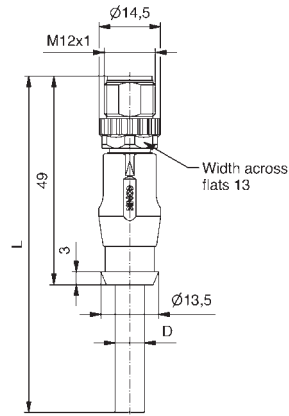
Current rating [A]

Cable length = L [m]

Wire cross section [AWG]

Description

Part No.



- Pin 1 (Schirm/shielding)
- Pin 2 (+)
- Pin 3 (-)
- Pin 4 (CAN H)
- Pin 5 (CAN L)

5

A

60

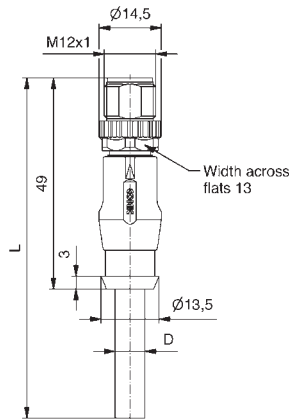
4

2
3
5

2 x 22 + 2 x 23

SAL-DN-12-RS5.3-2 / GC	43-12500
SAL-DN-12-RS5.3-3 / GC	43-12501
SAL-DN-12-RS5.3-5 / GC	43-12502
SAL-DN-12-RS5.3-10 / GC	43-12503

TPU, UL, violet



- Pin 1 (Schirm/shielding)
- Pin 2 (+)
- Pin 3 (-)
- Pin 4 (CAN H)
- Pin 5 (CAN L)

5

A

60

4

2
3
5

2 x 22 + 2 x 23

SAL-DN-12-RS5.3-2 / GJ	43-12504
SAL-DN-12-RS5.3-3 / GJ	43-12505
SAL-DN-12-RS5.3-5 / GJ	43-12506
SAL-DN-12-RS5.3-10 / GJ	43-12507

M12x1 DEVICENET OVERMOULDED Connecting cable

Female connector axial
Male connector axial

PVC, UL, grey

Contact assignment

Number of poles

Coding

Rated voltage [V]


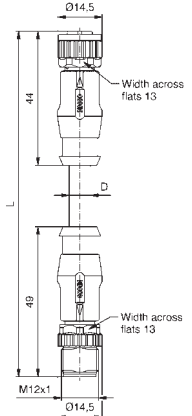





Current rating [A]

Cable length = L [m]

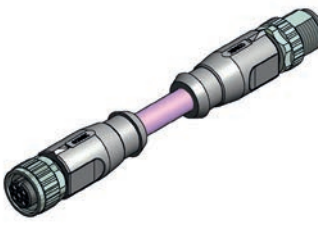
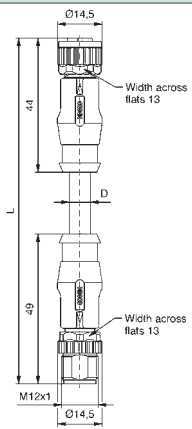





Wire cross section [AWG]

Description

Part No.


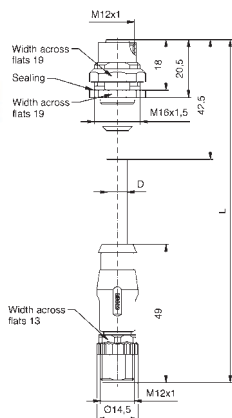





  <p>Pin 1  (Schirm/shielding) Pin 2  (+) Pin 3  (-) Pin 4  (CAN H) Pin 5  (CAN L)</p>	0,3	2 x 22 + 2 x 23	SAL-DN-12-RK5.3-RS5.3-0,3/GC	43-12524
	0,6		SAL-DN-12-RK5.3-RS5.3-0,6/GC	43-12525
	1,5		SAL-DN-12-RK5.3-RS5.3-1,5/GC	43-12526
	3		SAL-DN-12-RK5.3-RS5.3-3/GC	43-12527

TPU, UL, violet

  <p>Pin 1  (Schirm/shielding) Pin 2  (+) Pin 3  (-) Pin 4  (CAN H) Pin 5  (CAN L)</p>	0,3	2 x 22 + 2 x 23	SAL-DN-12-RK5.3-RS5.3-0,3/GJ	43-12528
	0,6		SAL-DN-12-RK5.3-RS5.3-0,6/GJ	43-12529
	1,5		SAL-DN-12-RK5.3-RS5.3-1,5/GJ	43-12530
	3		SAL-DN-12-RK5.3-RS5.3-3/GJ	43-12531

Female socket, Back panel mounting, with cable
Male connector, axial, overmoulded

TPU, UL, violet

  <p>Pin 1  (Schirm/shielding) Pin 2  (+) Pin 3  (-) Pin 4  (CAN H) Pin 5  (CAN L)</p>	0,5	2 x 22 + 2 x 23	SAL-DN-12-FKH5.3-RS5.3-0,5/GJ	43-01666
	1		SAL-DN-12-FKH5.3-RS5.3-1/GJ	43-01667
	2		SAL-DN-12-FKH5.3-RS5.3-2/GJ	43-01668

M12x1 – 7/8" DEVICE NET OVERMOULDED Connecting cable

Female connector M12x1 axial
Male connector 7/8" axial

PVC, UL, grey

Contact assignment

Number of poles

Coding

Rated voltage [V]


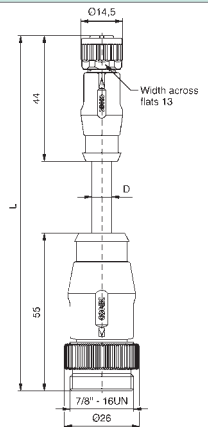
Current rating [A]

Cable length = L [m]


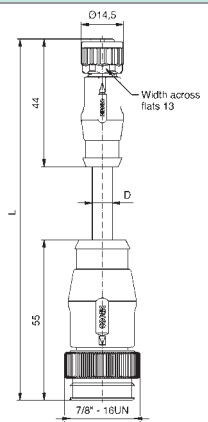
Wire cross section [AWG]

Description

Part No.

		<ul style="list-style-type: none"> Pin 1 (Schirm/shielding) Pin 2 (+) Pin 3 (-) Pin 4 (CAN H) Pin 5 (CAN L) 	5	A	60	4	2 x 22 + 2 x 23	0,3	SAL-DN-12-RK5.3-7/8-RS5.3-0,3 / GC	43-12532
								0,6	SAL-DN-12-RK5.3-7/8-RS5.3-0,6 / GC	43-12533
								1,5	SAL-DN-12-RK5.3-7/8-RS5.3-1,5 / GC	43-12534
								3	SAL-DN-12-RK5.3-7/8-RS5.3-3 / GC	43-12535

TPU, UL, violet

		<ul style="list-style-type: none"> Pin 1 (Schirm/shielding) Pin 2 (+) Pin 3 (-) Pin 4 (CAN H) Pin 5 (CAN L) 	5	A	60	4	2 x 22 + 2 x 23	0,3	SAL-DN-12-RK5.3-7/8-RS5.3-0,3 / GJ	43-12536
								0,6	SAL-DN-12-RK5.3-7/8-RS5.3-0,6 / GJ	43-12537
								1,5	SAL-DN-12-RK5.3-7/8-RS5.3-1,5 / GJ	43-12538
								3	SAL-DN-12-RK5.3-7/8-RS5.3-3 / GJ	43-12539

M12x1 DEVICE NET OVERMOULDED

Terminating plug

Contact assignment


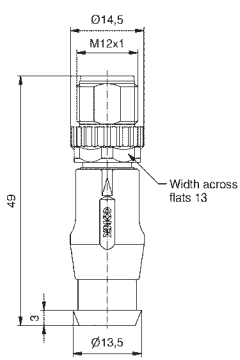
Number of poles

Coding

Rated voltage [V]

Description

Part No.

		<ul style="list-style-type: none"> 1 Shielding 2 + 3 - 4 CAN H 5 CAN L 	5	A	60			SAL-DN-12-RSA5.3	43-12642

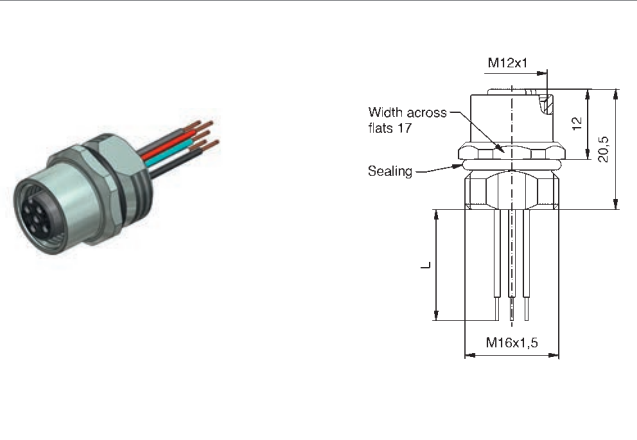
M12x1 DEVICENET SOCKETS

Front panel mounting, Wire termination

Female connector, M16x1.5 thread

Contact assignment

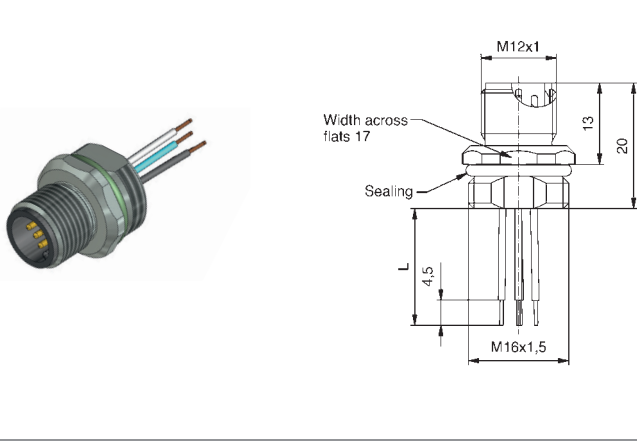
Number of poles	Coding	Rated voltage [V]	Current rating [A]	Wire material	Wire length = L [mm]	Wire cross section [AWG]	Description	Part No.
5	A	60	4	PVC	0,5	24	SAL-DN-12-FK5.3-0,5	43-01367



- Pin 1 (Schirm/shielding)
- Pin 2 (+)
- Pin 3 (-)
- Pin 4 (CAN H)
- Pin 5 (CAN L)

Male connector, M16x1.5 thread

5	A	60	4	PVC	0,5	24	SAL-DN-12-FS5.3-0,5	43-02527
---	---	----	---	-----	-----	----	---------------------	----------



- Pin 1 (Schirm/shielding)
- Pin 2 (+)
- Pin 3 (-)
- Pin 4 (CAN H)
- Pin 5 (CAN L)

M12x1 DEVICENET SOCKETS

Back panel mounting, Wire termination

Female connector, M16x1.5 thread

Contact assignment

Number of poles	Coding	Rated voltage [V]	Current rating [A]	Wire material	Wire-/ Cable length = L [m]	Wire cross section [AWG]	Description	Part No.
5	A	60	4	PVC	0,5	24	SAL-DN-12-FKH5.3-0,5	43-02246

Male connector, M16x1,5 thread

Number of poles	Coding	Rated voltage [V]	Current rating [A]	Wire material	Wire-/ Cable length = L [m]	Wire cross section [AWG]	Description	Part No.
5	A	60	4	PVC	0,5	24	SAL-DN-12-FSH5.3-0,5	43-01368

Back panel mounting with cable

Female connector, M16x1.5 thread, TPU, UL, violet

Number of poles	Coding	Rated voltage [V]	Current rating [A]	Wire material	Wire-/ Cable length = L [m]	Wire cross section [AWG]	Description	Part No.
5	A	60	4		0,5		SAL-DN-12-FKH5.3-0,5/GJ	43-01642
5	A	60	4		1	2 x 22 + 2 x 23	SAL-DN-12-FKH5.3-1/GJ	43-01643
5	A	60	4		2		SAL-DN-12-FKH5.3-2/GJ	43-01644

Male connector, M16x1.5 thread, TPU, UL, violet

Number of poles	Coding	Rated voltage [V]	Current rating [A]	Wire material	Wire-/ Cable length = L [m]	Wire cross section [AWG]	Description	Part No.
5	A	60	4		0,5		SAL-DN-12-FSH5.3-0,5/GJ	43-01645
5	A	60	4		1	2 x 22 + 2 x 23	SAL-DN-12-FSH5.3-1/GJ	43-01646
5	A	60	4		2		SAL-DN-12-FSH5.3-2/GJ	43-01647

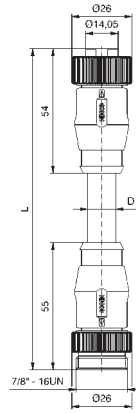
7/8" DEVICENET OVERMOULDED Connecting cable

Female connector axial
Male connector axial

PVC, UL, grey

Contact assignment

Number of poles	Coding	Rated voltage [V]	Current rating [A]	Cable length = L [m]	Wire cross section [AWG]	Description	Part No.
5	A	300	5,2	10	2 x 15 + 2 x 18	SAL-DN-7/8-RK5.3-RS5.3-5/GC	41-01382
						SAL-DN-7/8-RK5.3-RS5.3-10/GC	41-01383
						SAL-DN-7/8-RK5.3-RS5.3-20/GC	41-01384

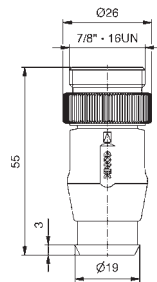


- Pin 1 (Schirm/shielding)
- Pin 2 (+)
- Pin 3 (-)
- Pin 4 (CAN H)
- Pin 5 (CAN L)

7/8" DEVICENET OVERMOULDED

Termination plug

Male connector axial



- 1 - Shielding
 - 2 - +
 - 3 - -
 - 4 - CAN H
 - 5 - CAN L
- R1 120Ω 0,25W

5	A	24				SAL-DN-7/8-RSA5.3	41-01304
---	---	----	--	--	--	-------------------	----------

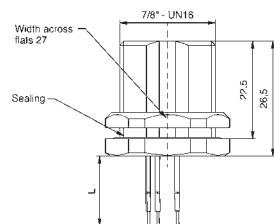
7/8" DEVICENET SOCKETS

Back panel mounting, wire termination

Male connector, M16x1.5 thread

Contact assignment

Number of poles	Coding	Rated voltage [V]	Current rating [A]	Wire material	Wire length = L [mm]	Wire cross section [AWG]	Description	Part No.
5	A	300	10	PVC	0,5	18	SAL-DN-7/8-FSH5.3-0,5	41-40027



- Pin 1 (Schirm/shielding)
- Pin 2 (+)
- Pin 3 (-)
- Pin 4 (CAN H)
- Pin 5 (CAN L)

M12x1 CAN-BUS OVERMOULDED

Female connector axial

PVC violet

Contact assignment

Number of poles

Coding

Rated voltage [V]


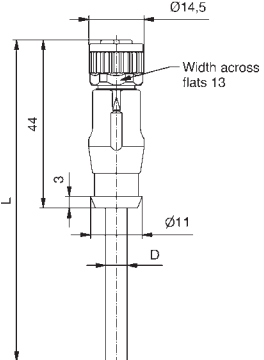
Current rating [A]

Cable length = L [m]

Wire cross section [AWG]


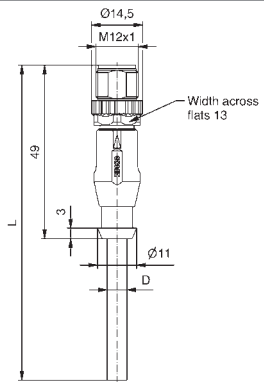
Description

Part No.

PVC violet		Contact assignment	Number of poles	Coding	Rated voltage [V]	Current rating [A]	Cable length = L [m]	Wire cross section [AWG]	Description	Part No.
  <p>Pin 1 ■ Pin 2 ■ Pin 3 ■ Pin 4 ■</p>			4	A	60	4	2	2 x 2 x 24	SAL-CN-12S-RK4.41-2/GU	43-14380
									SAL-CN-12S-RK4.41-3/GU	43-14381
									SAL-CN-12S-RK4.41-5/GU	43-14382
									SAL-CN-12S-RK4.41-10/GU	43-14383

Male connector axial

PVC violet

PVC violet		Contact assignment	Number of poles	Coding	Rated voltage [V]	Current rating [A]	Cable length = L [m]	Wire cross section [AWG]	Description	Part No.
  <p>Pin 1 ■ Pin 2 ■ Pin 3 ■ Pin 4 ■</p>			4	A	60	4	2	2 x 2 x 24	SAL-CN-12S-RS4.41-2/GU	43-14384
									SAL-CN-12S-RS4.41-3/GU	43-14385
									SAL-CN-12S-RS4.41-5/GU	43-14386
									SAL-CN-12S-RS4.41-10/GU	43-14387


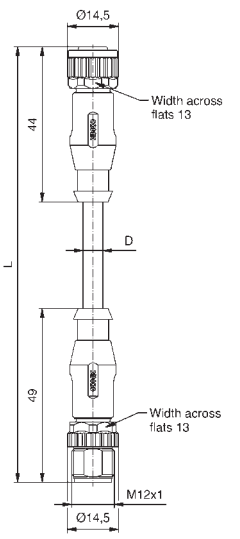
M12x1 CAN-BUS OVERMOULDED

Connecting cable

Female connector axial

Male connector axial

PVC, UL, violet

PVC, UL, violet		Contact assignment	Number of poles	Coding	Rated voltage [V]	Current rating [A]	Cable length = L [m]	Wire cross section [AWG]	Description	Part No.	
  <p>Pin 1 ■ Pin 2 ■ Pin 3 ■ Pin 4 ■</p>			4	A	60	4	0,3	2 x 2 x 24	SAL-CN-12S-RK4.41-RS4.41-0,3/GU	43-14388	
									0,6	SAL-CN-12S-RK4.41-RS4.41-0,6/GU	43-14389
									1,5	SAL-CN-12S-RK4.41-RS4.41-1,5/GU	43-14390
									3	SAL-CN-12S-RK4.41-RS4.41-3/GU	43-14391

M12x1 CAN-BUS OVERMOULDED SOCKETS

Front panel mounting, Wire termination

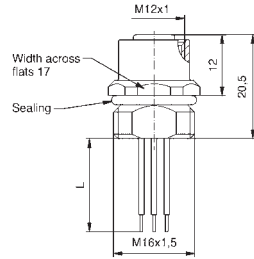

Female connector, M16x1.5 thread

Contact assignment

Number of poles	Coding	Rated voltage [V]	Current rating [A]	Wire material	Wire length = L [mm]	Wire cross section [AWG]
4	A	250	4	PVC	0,5	24

Description

Part No.

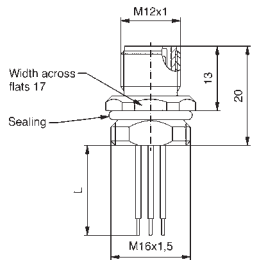



- Pin 1 ■
- Pin 2 ■
- Pin 3 ■
- Pin 4 ■

SAL-CN-12-FK4.41-0,5

43-01703

Male connector, M16x1.5 thread



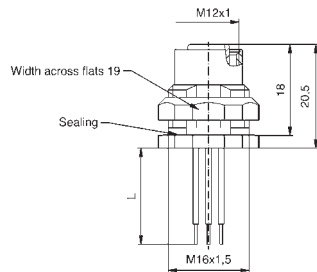

- Pin 1 ■
- Pin 2 ■
- Pin 3 ■
- Pin 4 ■

SAL-CN-12-FS4.41-0,5

43-01704

Back panel mounting, Wire termination

Female connector, M16x1.5 thread

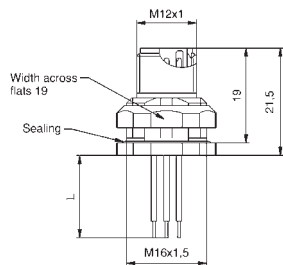



- Pin 1 ■
- Pin 2 ■
- Pin 3 ■
- Pin 4 ■

SAL-CN-12-FK4.41-0,5

43-02347

Male connector, M16x1.5 thread



- Pin 1 ■
- Pin 2 ■
- Pin 3 ■
- Pin 4 ■

SAL-CN-12-FSH4.41-0,5

43-02348

SECTION 10
JUNCTION SYSTEMS





SAL M8x1 / M12x1 Y-SPLITTER

Nomenclature

S A L - 1 2 - Y S 4 - 8 - 2 R K 3 - 03 / 03 / 03 K1

SAL
Sensor Actor Line

CONNECTION

Installation size

8 = M8x1
12 = M12x1

Coding

= A-coding (M12x1)
Standard (M8x1)

Design

Y = Y-Splitter
YR = Y-Splitter with cable

Gender

S = Male connector
K = Female connector

Number of poles

3 = 3-pos. 5 = 5-pos.
4 = 4-pos. 8 = 8-pos.

ALLOCATION

Installation size

8 = M8x1
12 = M12x1

Coding

= A-coding

Quantity

2 = 2 I/O-ports

Design

R = Circular connector
Y = Y-Splitter

Gender

K = Female connector
S = Male connector

Configuration

= axial
W = angled

Number of poles

3 = 3-pos. 5 = 5-pos.
4 = 4-pos. 8 = 8-pos.

Cable length

XX/XX/XX= Length [m]

Cable quality

K1 = TPU, black, high flexible, halogenfree, UL

SAL M8x1 / M12x1 Y-SPLITTER

Product specification

Basic material	
Contact	CuZn
Contact plating	Nickel plated, gold plated
Contact carrier	TPU GF, UL 94 / PA, UL
Overmould	TPU, UL 94, grey
Sealing	FPM
Coupling nut/-screw	GD-Zn, Ni

Technical Data

Information on the following pages are basing on below mentioned IEC-standards.

	M8	M12
Rated voltage	IEC 61076-2-104	IEC 61076-2-101
Current rating	IEC 61076-2-104	IEC 61076-2-101
Insulation resistance	IEC 60512	IEC 60512
Degree of pollution	IEC 60664-1	IEC 60664-1
Degree of protection	IEC 60529	IEC 60529
Mating cycles	IEC 60512-9a	IEC 60512-9a

Recommended torque M8: 0.4 Nm at SW 9

Recommended torque M12: 0.6 Nm at SW 13

Technical subject to change without notice.

SAL M8x1 / M12x1 DUO-SPLITTER

Nomenclature

S A L - 1 2 - D S 4 - 8 - 2 R K 3 - 03 / 03 / K1

SAL
Sensor Actor Line

CONNECTION
Installation size
8 = M8x1
12 = M12x1

Coding
= A-coding (M12x1), Standard (M8x1)

Design
D = DUO-Splitter

Gender
S = Male connector
K = Female connector

Number of poles
3 = 3-pos.
4 = 4-pos.
5 = 5-pos.

ALLOCATION
Installation size
8 = M8x1
12 = M12x1

Coding
= A-coding

Quantity
2 = 2 I/O-ports

Design
R = Circular connector with cable
D = DUO-Splitter

Gender
K = Female connector
S = Male connector

Building
= Axial
W = Angled

Number of poles
3 = 3-pos.
4 = 4-pos.
5 = 5-pos.

Cable length
XX/XX = Length [m]

Cable quality
K1 = TPU, black, high flexible, halogenfree, UL

SAL M8x1 / M12x1 DUO-SPLITTER

Product specification

Basic material	
Contact	CuZn
Contact plating	Nickel plated, gold plated
Contact carrier	TPU GF, UL 94 / PA, UL
Overmould	TPU, UL 94, grey
Sealing	FPM
Coupling nut/-screw	Cu-Zn, nickel plated

Technical Data

Information on the following pages are basing on below mentioned IEC-standards.

	M8	M12
Rated voltage	IEC 61076-2-104	IEC 61076-2-101
Current rating	IEC 61076-2-104	IEC 61076-2-101
Insulation resistance	IEC 60512	IEC 60512
Degree of pollution	IEC 60664-1	IEC 60664-1
Degree of protection	IEC 60529	IEC 60529
Mating cycles	IEC 60512-9a	IEC 60512-9a

Recommended torque M8: 0.4 Nm at SW 9

Recommended torque M12: 0.6 Nm at SW 13

Technical subject to change without notice.

SAL M8x1 / M12x1 / 7/8" T-SPLITTER / ADAPTER

Nomenclature

S A L - 1 2 - T S E 4 - T K E 4 - - R K E 4 - 0,3 / A1

SAL
Sensor Actor Line

CONNECTION

Installation size

12 = M12x1

7/8 = 7/8"

Coding

= A-coding

Design

T = T-Junction

Gender

S = Male connector

K = Female connector

Design

E = with stainless steel coupling nut/screw

Number of poles

2PE = 2-pos. + PE

5 = 5-pos.

4 = 4-pos.

8 = 8-pos.

4PE = 4-pos. + PE

ALLOCATION

Design

T = Circular connector

Configuration

K = Female connector

S = Male connector

Design

E = with stainless steel coupling nut/screw

Number of poles

2PE = 2-pos. + PE

5 = 5-pos.

4 = 4-pos.

8 = 8-pos.

4PE = 4-pos. + PE

Installation size

8 = M8x1

= M12x1

Design

R = Circular connector

T = T-Junction

Gender

K = Female connector

S = Male connector

Design

E = with stainless steel coupling nut/screw

Number of poles

2PE = 2-pos. + PE

5 = 5-pos.

4 = 4-pos.

8 = 8-pos.

4PE = 4-pos. + PE

Cable length

XX = Length [m]

Cable quality

A1 = PVC, grey

K1 = TPU, black, high flexible, halogenfree, UL

SAL M8x1 / M12x1 / 7/8" T-SPLITTER / ADAPTER

Product specification

Basic material	
Contact	CuZn
Contact plating	Nickel plated, gold plated
Contact carrier	TPU GF, UL / PA, UL
Overmould	TPU, UL 94, grey
Sealing	FPM (M8x1, M12x1)
Coupling nut/-screw	GD-Zn / Stainless steel

Technical Data

Information on the following pages are basing on below mentioned IEC-standards.

	M8	M12	7/8"
Rated voltage	IEC 61076-2-104	IEC 61076-2-101	IEC 60664-1
Overvoltage category			IEC 60664-1 2
Current rating	IEC 61076-2-104	IEC 61076-2-101	IEC 60512-3
Insulation resistance	IEC 60512	IEC 60512	IEC 60512
Degree of pollution	IEC 60664-1	IEC 60664-1	IEC 60664-1
Degree of protection	IEC 60529	IEC 60529	IEC 60529
Mating cycles	IEC 60512-9a	IEC 60512-9a	IEC 60512-9a

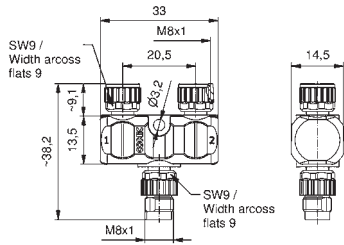
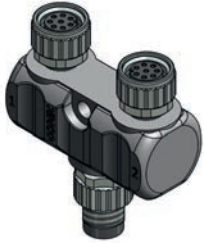
Recommended torque M8: 0.4 Nm at SW 9

Recommended torque M12: 0.6 Nm at SW 13

Technical subject to change without notice.

M8x1 JUNCTION BOXES
Y-splitter

Male connector M8x1
2x Female connector M8x1



Contact assignment	Number of poles Side A	Number of poles Side B	Number of poles Side C	Rated voltage [V]	Current rating [A]	Description	Part No.
	3	3	3	50 V AC / 60 V DC	3	SAL-8-YS3-2YK3	42-05102
	4	3	3	50 V AC / 60 V DC	3	SAL-8-YS4-2YK3	42-05103
	4	4	4	50 V AC / 60 V DC	3	SAL-8-YS4-2YK4	42-05104
	8	8	8	30	1,5	SAL-8-YS8-2YK8	42-05105

M12x1 JUNCTION BOXES Y-splitter

Male connector M12x1 axial
2x Female connector M12x1 axial

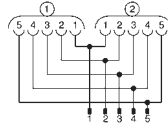
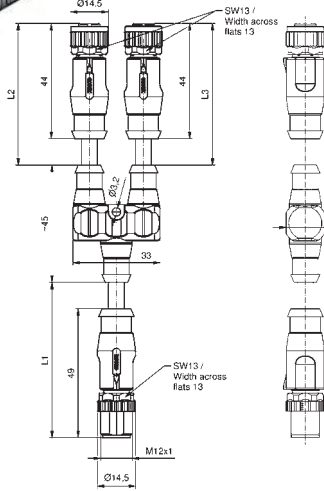
TPU, UL, halogenfree, black, Li9Y11Y

Contact assignment

Number of poles side A
Number of poles side B
Number of poles side C
Coding
Rated voltage [V]
Current rating [A]
Wire cross section [mm²]
Cable length = L [m]

Description

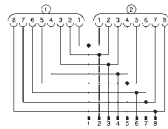
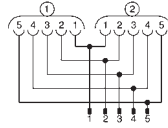
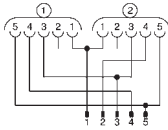
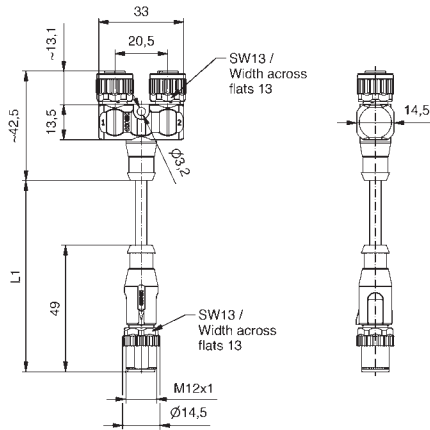
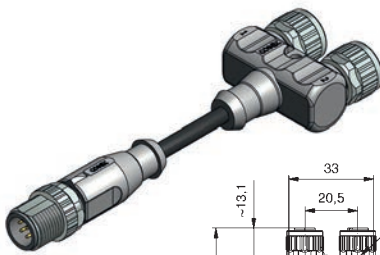
Part No.



0,6 SAL-12-YRS5-RK5-RK5-0,6/0,6/0,6/K1 43-05182

1,5 SAL-12-YRS5-RK5-RK5-1,5/1,5/1,5/K1 43-05183

TPU, UL, halogenfree, black, Li9Y11Y



0,3 SAL-12-YRS5-2YK5.2-0,3/K1 43-05189

0,6 SAL-12-YRS5-2YK5.2-0,6/K1 43-05190

0,3 SAL-12-YRS5-2YK5-0,3/K1 43-05191


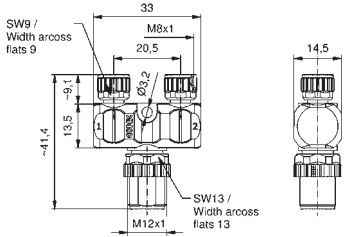
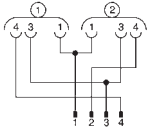
0,6 SAL-12-YRS5-2YK5-0,6/K1 43-05192

0,3 SAL-12-YRS8-2YK8-0,3/K1 43-05193


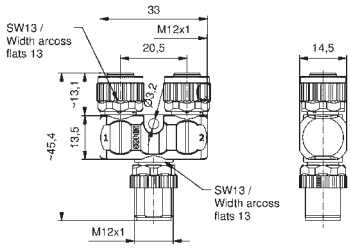
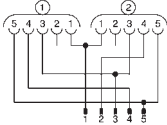
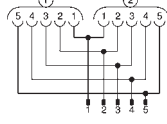
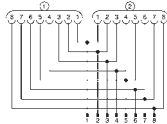
0,6 SAL-12-YRS8-2YK8-0,6/K1 43-05194

M12x1 JUNCTION BOXES
Y-splitter

Male connector M12x1
2 x Female connector M8x1

		Contact assignment	Number of poles Side A	Number of poles Side B	Number of poles Side C	Rated voltage [V]	Current rating [A]	Description	Part No.
			4	3	3	50 V AC / 60 V DC	3	SAL-12-YS4-8-2YK3	43-05185

Male connector M12x1
2 x Female connector M12x1

			5	5	5	60	4	SAL-12-YS5-2YK5.2	43-05186
			5	5	5	60	4	SAL-12-YS5-2YK5	43-05187
			8	8	8	30	2	SAL-12-YS8-2YK8	43-05184

M8x1 JUNCTION BOXES DUO-splitter

Male connector M8x1 axial
2 x Female connector M8x1 axial


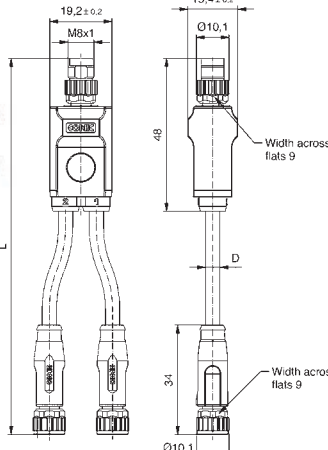
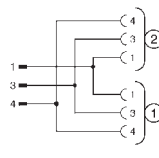
PVC, grey, LiYY

Contact assignment


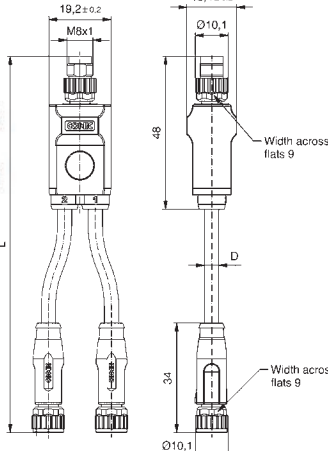
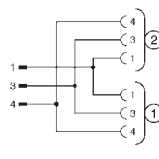
Number of poles side A	Number of poles side B	Number of poles side C	Rated voltage [V]	Current rating [A]	Wire cross section [mm ²]	Cable length = L [m]
------------------------	------------------------	------------------------	-------------------	--------------------	---------------------------------------	----------------------

Description

Part No.

			3	3	3	50 V AC / 60 V DC	3	0,25	0,3	SAL-8-DS3-2RK3-0,3/0,3/A1	42-11780
									0,6	SAL-8-DS3-2RK3-0,6/0,6/A1	42-11781
									1,5	SAL-8-DS3-2RK3-1,5/1,5/A1	42-11782
									3	SAL-8-DS3-2RK3-3/3/A1	42-11783
			4	4	4	50 V AC / 60 V DC	3	0,25	0,3	SAL-8-DS4-2RK4-0,3/0,3/A1	42-11788
									0,6	SAL-8-DS4-2RK4-0,6/0,6/A1	42-11789
									1,5	SAL-8-DS4-2RK4-1,5/1,5/A1	42-11790
									3	SAL-8-DS4-2RK4-3/3/A1	42-11791

TPU, UL, halogenfree, black, Li9Y11Y

			3	3	3	50 V AC / 60 V DC	3	0,25	0,3	SAL-8-DS3-2RK3-0,3/0,3/K1	42-11776
									0,6	SAL-8-DS3-2RK3-0,6/0,6/K1	42-11777
									1,5	SAL-8-DS3-2RK3-1,5/1,5/K1	42-11778
									3	SAL-8-DS3-2RK3-3/3/K1	42-11779
			4	4	4	50 V AC / 60 V DC	3	0,25	0,3	SAL-8-DS4-2RK4-0,3/0,3/K1	42-11784
									0,6	SAL-8-DS4-2RK4-0,6/0,6/K1	42-11785
									1,5	SAL-8-DS4-2RK4-1,5/1,5/K1	42-11786
									3	SAL-8-DS4-2RK4-3/3/K1	42-11787

M8x1 JUNCTION BOXES DUO-splitter


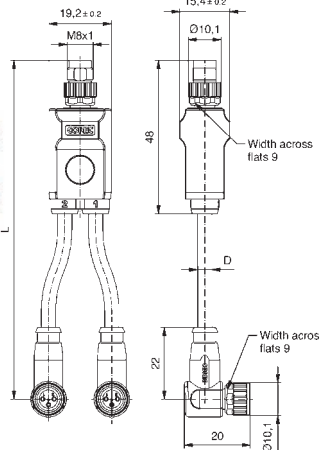
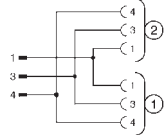
Male connector M8x1 axial
2 x Female connector M8x1 angled

PVC, grey, LiYY


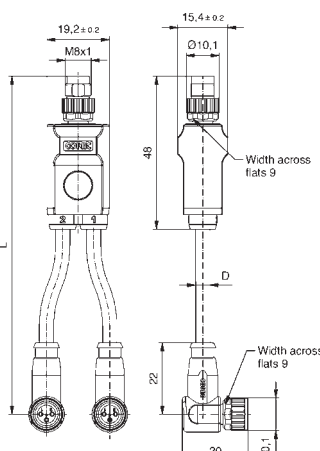
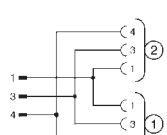
Contact assignment

Number of poles side A	Number of poles side B	Number of poles side C	Rated voltage [V]	Current rating [A]	Wire cross section [mm ²]	Cable length = L [m]
------------------------	------------------------	------------------------	-------------------	--------------------	---------------------------------------	----------------------

Description Part No.

  	0,3	SAL-8-DS3-2RKW3-0,3/0,3/A1	42-11796
	0,6	SAL-8-DS3-2RKW3-0,6/0,6/A1	42-11797
	1,5	SAL-8-DS3-2RKW3-1,5/1,5/A1	42-11798
	3	SAL-8-DS3-2RKW3-3/3/A1	42-11799
	0,3	SAL-8-DS4-2RKW4-0,3/0,3/A1	42-11804
	0,6	SAL-8-DS4-2RKW4-0,6/0,6/A1	42-11805
	1,5	SAL-8-DS4-2RKW4-1,5/1,5/A1	42-11806
	3	SAL-8-DS4-2RKW4-3/3/A1	42-11807

TPU, UL, halogenfree, black, Li9Y11Y

  	0,3	SAL-8-DS3-2RKW3-0,3/0,3/K1	42-11792
	0,6	SAL-8-DS3-2RKW3-0,6/0,6/K1	42-11793
	1,5	SAL-8-DS3-2RKW3-1,5/1,5/K1	42-11794
	3	SAL-8-DS3-2RKW3-3/3/K1	42-11795
	0,3	SAL-8-DS4-2RKW4-0,3/0,3/K1	42-11800
	0,6	SAL-8-DS4-2RKW4-0,6/0,6/K1	42-11801
	1,5	SAL-8-DS4-2RKW4-1,5/1,5/K1	42-11802
	3	SAL-8-DS4-2RKW4-3/3/K1	42-11803

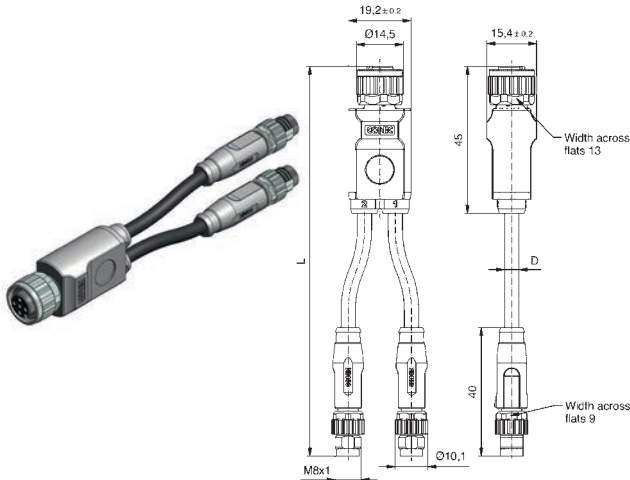
M12x1 JUNCTION BOXES DUO-splitter

Female connector M12x1 axial
2 x Male connector M8x1 axial

TPU, UL, halogenfree, black, Li9Y11Y

Contact assignment

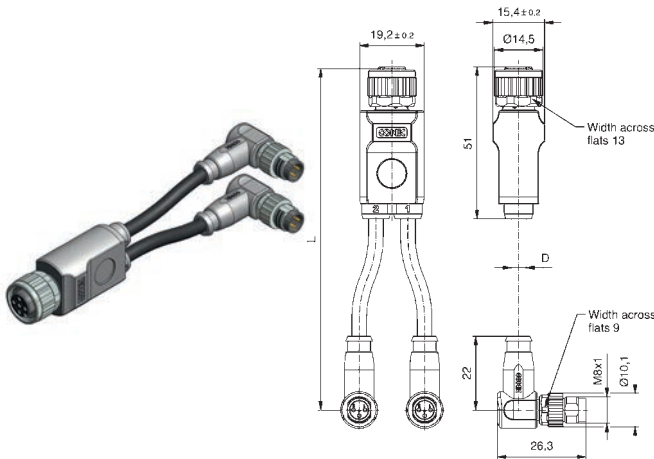
Number of poles side A	Number of poles side B	Number of poles side C	Rated voltage [V]	Current rating [A]	Wire cross section [mm ²]	Cable length = L [m]	Description	Part No.
4	3	3	50 V AC / 60 V DC	3	0,25		0,3 SAL-12-DK4-8-2RS3-0,3/0,3/K1	43-16267
							0,6 SAL-12-DK4-8-2RS3-0,6/0,6/K1	43-16268
							1,5 SAL-12-DK4-8-2RS3-1,5/1,5/K1	43-16269
							3 SAL-12-DK4-8-2RS3-3/3/K1	43-16270



Female connector M12x1 axial
2 x Male connector M8x1 angled

TPU, UL, halogenfree, black, Li9Y11Y

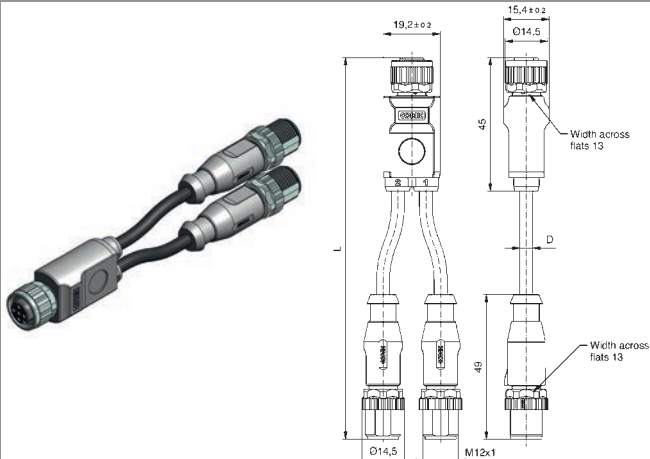
4	3	3	50 V AC / 60 V DC	3	0,25		0,3 SAL-12-DK4-8-2RSW3-0,3/0,3/K1	43-16276
							0,6 SAL-12-DK4-8-2RSW3-0,6/0,6/K1	43-16277
							1,5 SAL-12-DK4-8-2RSW3-1,5/1,5/K1	43-16278
							3 SAL-12-DK4-8-2RSW3-3/3/K1	43-16279



Female connector M12x1 axial
2 x Male connector M12x1 axial

TPU, UL, halogenfree, black, Li9Y11Y

5	5	5	60	4	0,34		0,3 SAL-12-DK5-2RS5.2-0,3/0,3/K1	43-16287
							0,6 SAL-12-DK5-2RS5.2-0,6/0,6/K1	43-16288
							1,5 SAL-12-DK5-2RS5.2-1,5/1,5/K1	43-16289
							3 SAL-12-DK5-2RS5.2-3/3/K1	43-16290



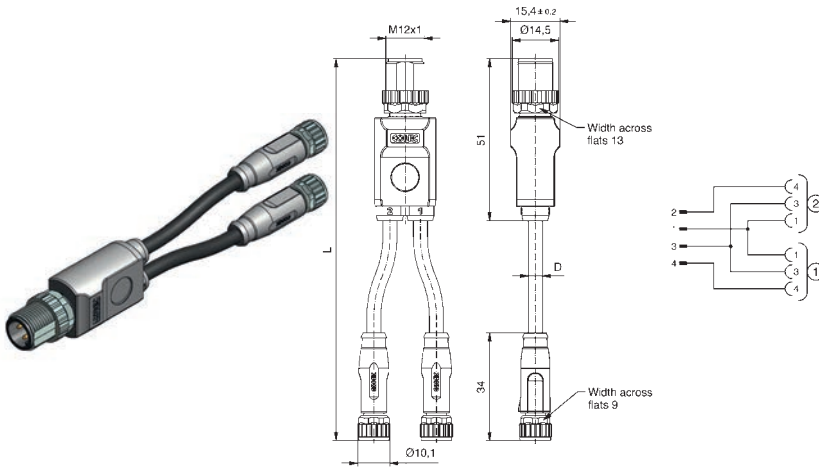
M12x1 JUNCTION BOXES DUO-splitter

Male connector M12x1 axial
2 x Female connector M8x1 axial

TPU, UL, halogenfree, black, Li9Y11Y

Contact assignment

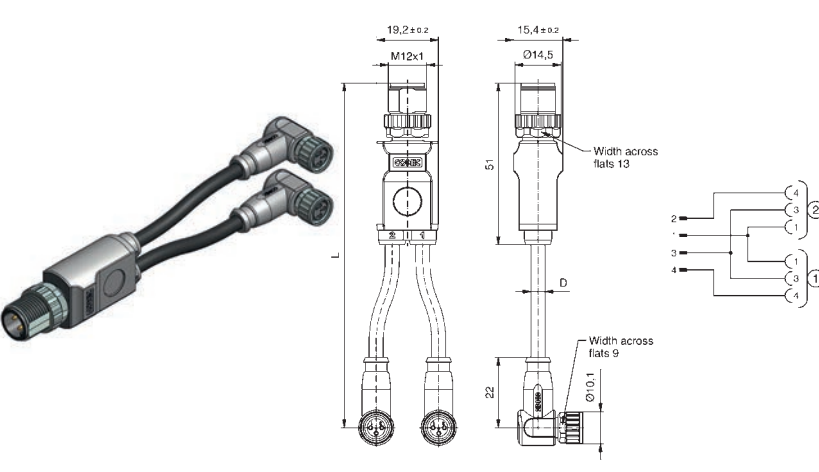
Number of poles side A	Number of poles side B	Number of poles side C	Rated voltage [V]	Current rating [A]	Wire cross section [mm ²]	Cable length = L [m]	Description	Part No.
4	3	3	50 V AC / 60 V DC	3	0,25		0,3 SAL-12-DS4-8-2RK3-0,3/0,3/K1	43-12463
							0,6 SAL-12-DS4-8-2RK3-0,6/0,6/K1	43-12464
							1,5 SAL-12-DS4-8-2RK3-1,5/1,5/K1	43-12465
							3 SAL-12-DS4-8-2RK3-3/3/K1	43-12466



Male connector M12x1 axial
2 x Female connector M8x1 angled

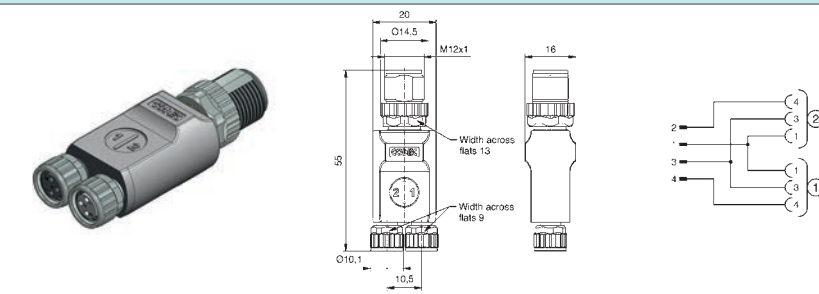
TPU, UL, halogenfree, black, Li9Y11Y

4	3	3	50 V AC / 60 V DC	3	0,25		0,3 SAL-12-DS4-8-2RKW3-0,3/0,3/K1	43-12467
							0,6 SAL-12-DS4-8-2RKW3-0,6/0,6/K1	43-12468
							1,5 SAL-12-DS4-8-2RKW3-1,5/1,5/K1	43-12469
							3 SAL-12-DS4-8-2RKW3-3/3/K1	43-12470



Male connector M12x1
2 x Female connector M8x1

4	3	3	50 V AC / 60 V DC	3			SAL-12-DS4-8-2DK3	43-05117
---	---	---	-------------------	---	--	--	-------------------	----------



M12x1 JUNCTION BOXES DUO-splitter

Male connector M12x1 axial
2 x Female connector M12x1 axial

TPU, UL, halogenfree, black, Li9Y11Y

Contact assignment

Number of poles side A	Number of poles side B	Number of poles side C	Rated voltage [V]	Current rating [A]	Wire cross section [mm ²]	Cable length = L [m]
------------------------	------------------------	------------------------	-------------------	--------------------	---------------------------------------	----------------------

Description		Part No.
0,3	SAL-12-DS5-2RK5.2-0,3/0,3/K1	43-12603
0,6	SAL-12-DS5-2RK5.2-0,6/0,6/K1	43-12604
1,5	SAL-12-DS5-2RK5.2-1,5/1,5/K1	43-12605
3	SAL-12-DS5-2RK5.2-3/3/K1	43-12606

Male connector M12x1 axial
2 x Female connector M12x1 angled

TPU, UL, halogenfree, black, Li9Y11Y

Description		Part No.
0,3	SAL-12-DS5-2RKW5.2-0,3/0,3/K1	43-12607
0,6	SAL-12-DS5-2RKW5.2-0,6/0,6/K1	43-12608
1,5	SAL-12-DS5-2RKW5.2-1,5/1,5/K1	43-12609
3	SAL-12-DS5-2RKW5.2-3/3/K1	43-12610

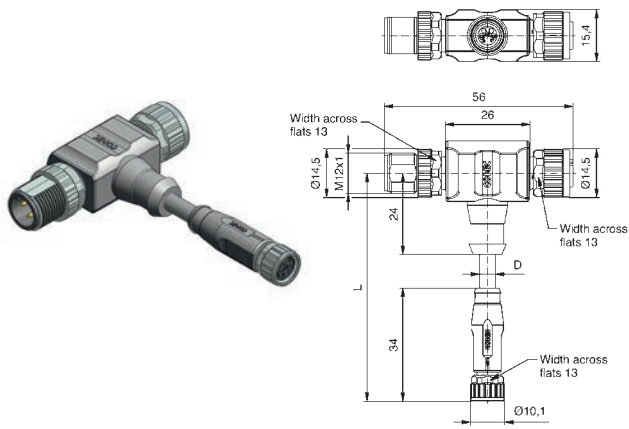
M12x1 JUNCTION BOXES
T-splitter

Male connector/Female connector M12x1
Female connector M8x1 axial

PVC, grey, LiYY

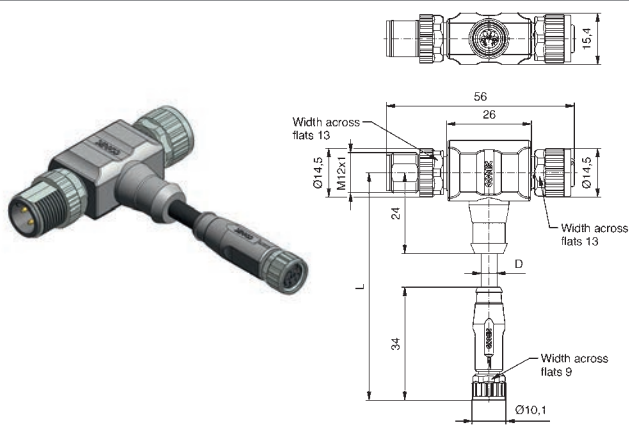
Contact assignment

Number of poles side A	Number of poles side B	Number of poles side C	Rated voltage [V]	Current rating [A]	Wire cross section [mm ²]	Cable length = L [m]	Description	Part No.
4	4	4	50 V AC / 60 V DC	3	0,25		0,3 SAL-12-TS4-TK4-8-RK4-0,3/A1	43-05122
							0,6 SAL-12-TS4-TK4-8-RK4-0,6/A1	43-05123



TPU, UL, halogenfree, black, Li9Y11Y

4	4	4	50 V AC / 60 V DC	3	0,25		0,3 SAL-12-TS4-TK4-8-RK4-0,3/K1	43-05124
							0,6 SAL-12-TS4-TK4-8-RK4-0,6/K1	43-05125



M12x1 JUNCTION BOXES T-splitter

Male connector/Female connector M12x1
Female connector M12x1 axial

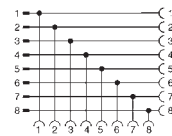
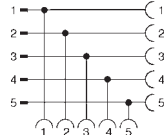
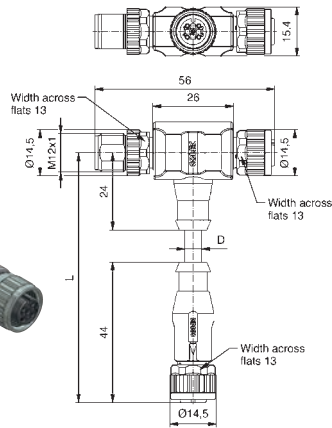

PVC, grey, LiYY

Contact assignment

Number of poles side A
Number of poles side B
Number of poles side C
Rated voltage [V]
Current rating [A]
Wire cross section [mm²]
Cable length = L [m]

Description

Part No.



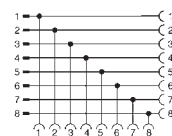
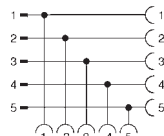
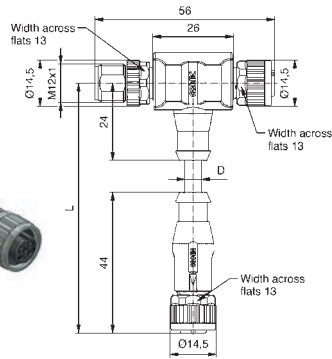
0,3 SAL-12-TS5.1-TK5.1-RK5.1-0,3/A1 43-05118

0,6 SAL-12-TS5.1-TK5.1-RK5.1-0,6/A1 43-05119

0,3 SAL-12-TS8-TK8-RK8-0,3/A1 43-05126

0,25 SAL-12-TS8-TK8-RK8-0,6/A1 43-05127

TPU, UL, halogenfree, black, Li9Y11Y



0,3 SAL-12-TS5.1-TK5.1-RK5.1-0,3/K1 43-05120

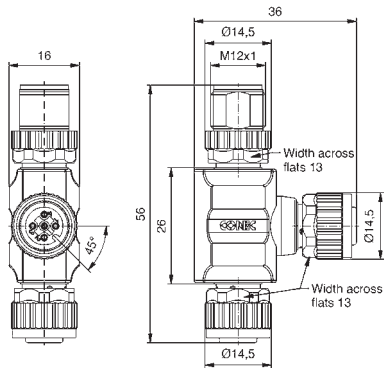
0,6 SAL-12-TS5.1-TK5.1-RK5.1-0,6/K1 43-05121

0,3 SAL-12-TS8-TK8-RK8-0,3/K1 43-05128

0,25 SAL-12-TS8-TK8-RK8-0,6/K1 43-05129

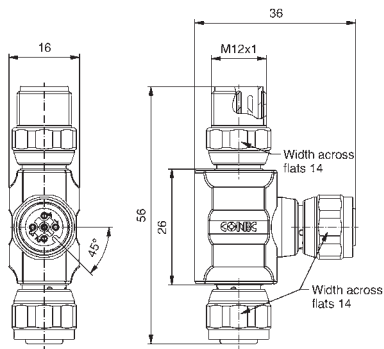
M12x1 JUNCTION BOXES
T-splitter

Male connector M12x1
2 x Female connector M12x1



Contact assignment	Number of poles Side A	Number of poles Side B	Number of poles Side C	Rated voltage [V]	Current rating [A]	Description	Part No.
	4	4	4	250	4	SAL-12-TS4-TK4-TK4	43-05115
	5	5	5	60	4	SAL-12-TS5-TK5-TK5	43-05116
	5	5	5	60	4	SAL-12-TS5.1-TK5.1-TK5.1	43-05114
	8	8	8	30	2	SAL-12-TS8-TK8-TK8	43-05142

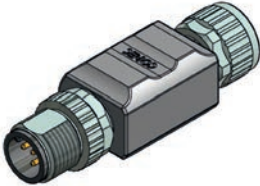
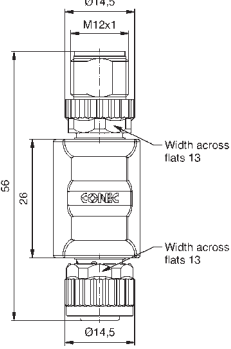


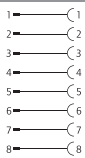
Male connector M12x1 – 2 x Female connector M12x1
Coupling nut and screw stainless steel




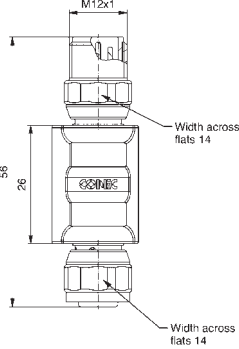


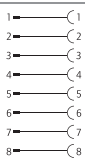
	4	4	4	250	4	SAL-12-TSE4-TKE4-TKE4	43-05155
	5	5	5	60	4	SAL-12-TSE5-TKE5-TKE5	43-05156
	5	5	5	60	4	SAL-12-TSE5.1-TKE5.1-TKE5.1	43-05154
	8	8	8	30	2	SAL-12-TSE8-TKE8-TKE8	43-05153

**M12x1 JUNCTION BOXES
Adapter**

Male connector M12x1
Female connector M12x1

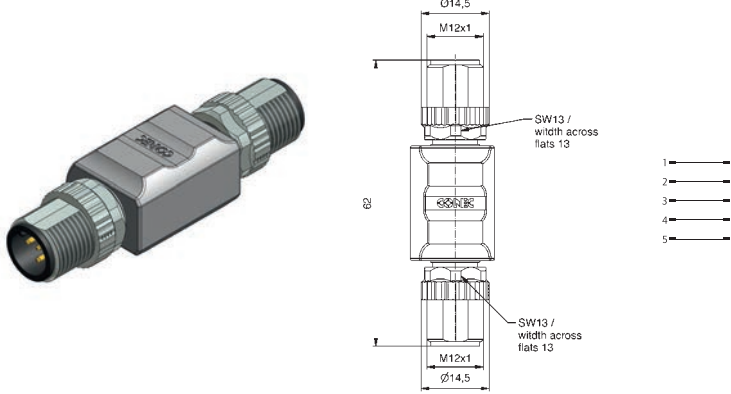
		Contact assignment	Number of poles Side A	Number of poles Side B	Rated voltage [V]	Current rating [A]	Description	Part No.
 			4	4	250	4	SAL-12-TS4-TK4	43-05130
			5	5	60	4	SAL-12-TS5-TK5	43-05131
			8	8	30	2	SAL-12-TS8-TK8	43-05113

Male connector M12x1 – Female connector M12x1
Coupling nut and screw stainless steel

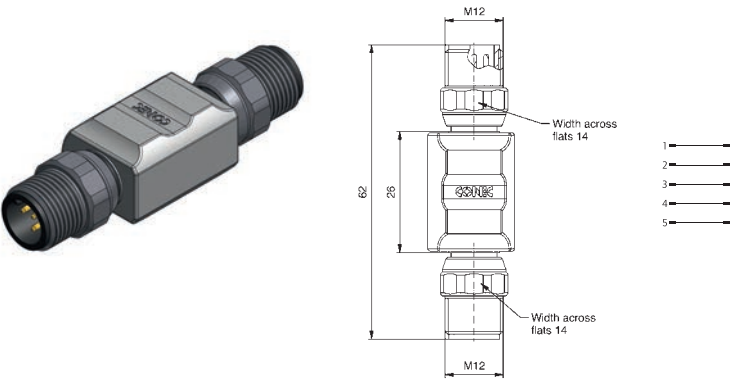
 			4	4	250	4	SAL-12-TSE4-TKE4	43-05150
			5	5	60	4	SAL-12-TSE5-TKE5	43-05151
			8	8	30	2	SAL-12-TSE8-TKE8	43-05149

M12x1 JUNCTION BOXES
Adapter

Male connector M12x1
Male connector M12x1

Contact assignment	Number of poles Side A	Number of poles Side B	Rated voltage [V]	Current rating [A]	Description	Part No.
	5	5	60	4	SAL-12-TS5.1-TS5.1	43-05133

Male connector M12x1 – Male connector M12x1
Coupling nut and screw stainless steel

	5	5	60	4	SAL-12-TSE5.1-TSE5.1	43-05152
---	---	---	----	---	----------------------	----------

7/8" JUNCTION BOXES
T-splitter

Male connector 7/8"
2 x Female connector 7/8"

Contact assignment	Number of poles Side A	Number of poles Side B	Number of poles Side C	Rated voltage [V]	Current rating [A]	Description	Part No.
	2+PE	2+PE	2+PE	250	10	SAL-7/8-TS2PE-TK2PE-TK2PE	41-30001
	4+PE	4+PE	4+PE	250	10	SAL-7/8-TS4PE-TK4PE-TK4PE	41-30002

SECTION 11

VALVE CONNECTORS





VALVE CONNECTORS DT-SERIES

Nomenclature

DT06 - 2 S L - A / K1 / 0.75 / 2m

Type

DT06 = Housing for socket contact
DT04 = Housing for plug contact

Number of poles

2 = 2-pos.
3 = 3-pos.
4 = 4-pos.
6 = 6-pos.
8A = 8-pos. A-coded
12A = 12-pos. A-coded

Type

S = Socket
P = Plug

Line style

= Cable
L = Single wire (only 2-pos. version)

Termination protection hose

= Standard
G = with M12x1 thread

Protection circuit

A = without protection circuit
B = with LED protection circuit

Material cable

K1 = TPU, black highflexible, halogenfree, UL
A1 = PVC/single wire
other types upon request

Wire cross-section

0.75 = 0.75 mm²
other cross-section upon request

Cable length

2m = 2 meter
5m = 5 meter
10m = 10 meter

VALVE CONNECTORS DT-SERIES

Product specification

Basic material	
Contact	CuZn
Contact plating	Ni
Contact carrier	Thermoplastic
Overmould	TPU, UL94, translucent
Sealing	Silicone
Technical Data	
Rated voltage	12/24 V AC/DC [with LED and Protection circuit] 10 - 230 V AC/DC [without Protection circuit]
Current rating	8 A at 40°C [2-, 3-pos.] 7 A at 40°C [4-pos.] 6 A at 40°C [6-, 8-pos.] 5 A at 40°C [12-pos.]
Degree of protection	IP67 in mated condition
Temperature range connector	-40°C to +85°C
Temperature range cable	Fixed installation: -40°C to +80°C Flexible installation: -25°C to +80°C
Temperature range single wire	Fixed installation: -40°C to +105°C Flexible installation: -10°C to +105°C
Terminal cross section	0.75 mm ² /AWG 18
Housing	Deutsch DT06 /DT04
Protection circuit	Supressor diode + 2 x LED yellow

VALVE CONNECTORS SUPERSEAL-SERIES

Nomenclature

VSS1.5 - 2 S L - A / K1 / 0.75 / 2m

Type
VSS1.5

Number of poles

- 2 = 2-pos.
- 3 = 3-pos.
- 4 = 4-pos.

Type

- S = Socket
- P = Plug

Line style

- = Cable
- L = Single wire (only 2-pos. version)

Termination protection hose

- = Standard

Protection circuit

- A = without protection circuit

Material cable

- K1 = TPU, black highflexible, halogenfree, UL
- A1 = PVC/single wire
- other types upon request

Wire cross-section

- 0.75 = 0.75 mm²
- other cross-section upon request

Cable length

- 2m = 2 meter
- 5m = 5 meter
- 10m = 10 meter

VALVE CONNECTORS SUPERSEAL-SERIES

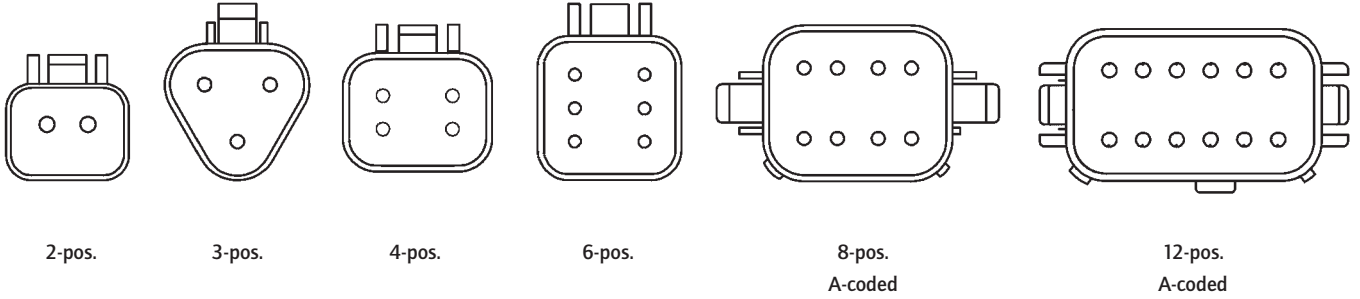
Product specification

Basic material	
Contact	CuZn
Contact plating	Sn
Contact carrier	Thermoplastic
Overmould	TPU, UL94, black
Sealing	Silicone
Technical Data	
Rated voltage	max. 24 V DC
Current rating	8 A at 40°C [2-, 3-pos.] 7 A at 40°C [4-pos.]
Degree of protection	IP67 in mated condition
Temperature range connector	-40°C to +85°C
Temperature range cable	Fixed installation: -40°C to +80°C Flexible installation: -25°C to +80°C
Temperature range single wire	Fixed installation: -40°C to +105°C Flexible installation: -10°C to +105°C
Terminal cross section	0.75 mm ² /AWG 18
Housing	Superseal 1.5, black

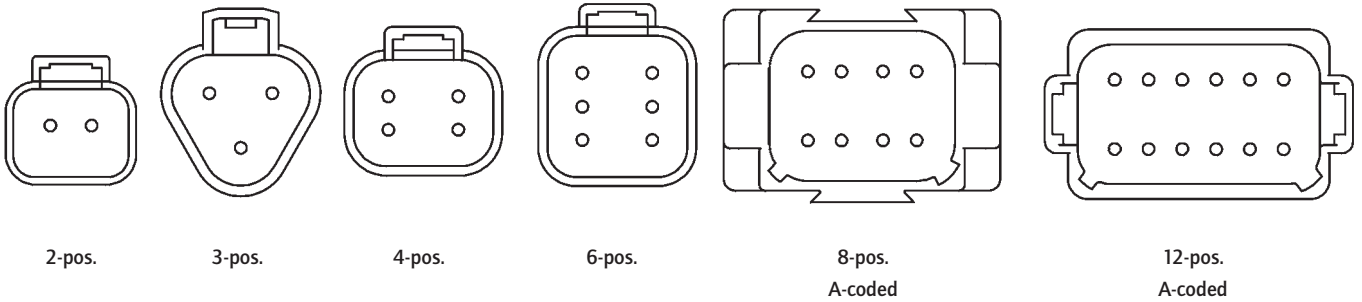
VALVE CONNECTORS

Overview pin assignment

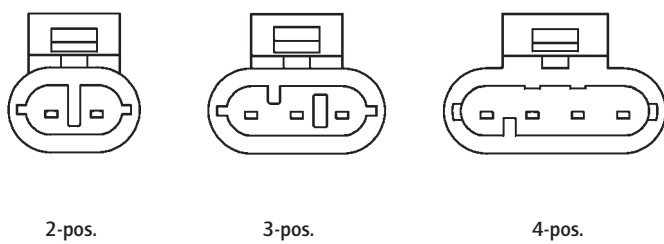
DT 06 (Housing for socket contacts)



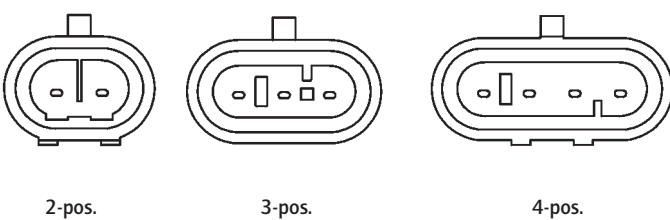
DT 04 (Housing for plug contacts)




Superseal VSS1.5 (Housing for socket contacts)



Superseal VSS1.5 (Housing for plug contacts)





VALVE CONNECTORS

DT-Series

DT06, 2-pos., socket contacts, with LED-protection circuit

Contact assignment

Number of poles

Rated voltage [V]

Current rating [A]


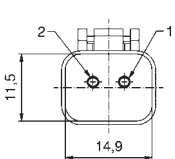
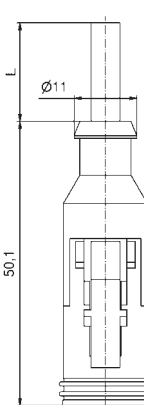
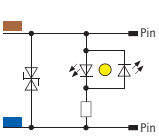
Cable length = L [m]

Cable quality


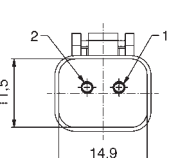
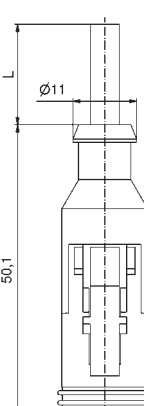

Wire cross section [mm²]

Description

Part No.

 <p>with threaded connection</p>   	2	12/24 V AC/DC	8	PUR	2 x 0,75	DT06-2S-B/ K1/0.75/2m	55-00376
	5					DT06-2S-B/ K1/0.75/5m	55-00377
	10					DT06-2S-B/ K1/0.75/10m	55-00378
	2					DT06-2SG-B/ K1/0.75/2m	55-00379
	5					DT06-2SG-B/ K1/0.75/5m	55-00380
	10					DT06-2SG-B/ K1/0.75/10m	55-00381

DT06, 2-pos., socket contacts, without protection circuit


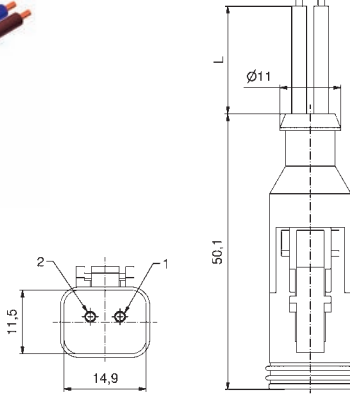
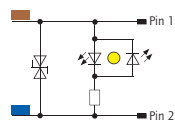
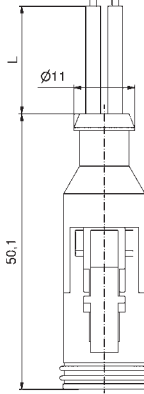
 <p>with threaded connection</p>   	2	10 - 230 V AC/DC	8	PUR	2 x 0,75	DT06-2S-A/ K1/0.75/2m	55-00388
	5					DT06-2S-A/ K1/0.75/5m	55-00389
	10					DT06-2S-A/ K1/0.75/10m	55-00390
	2					DT06-2SG-A/ K1/0.75/2m	55-00391
	5					DT06-2SG-A/ K1/0.75/5m	55-00392
	10					DT06-2SG-A/ K1/0.75/10m	55-00393

VALVE CONNECTORS


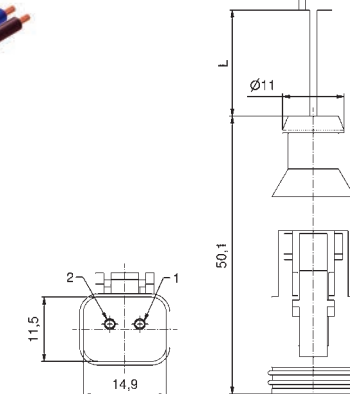

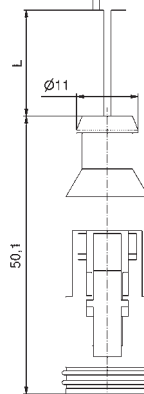
DT-Series, Single wire

DT06, 2-pos., socket contacts, with LED-protection circuit

Contact assignment

				Number of poles	Rated voltage [V]	Current rating [A]	Cable length = L [m]	Cable quality	Wire cross section [mm ²]	Description	Part No.
 with threaded connection				2	12/24 V AC/DC	8	PVC	2 x 0,75	DT06-2SL-B/ A1/0.75/0,5m	55-00560	
									DT06-2SL-B/ A1/0.75/2m	55-00482	
									DT06-2SL-B/ A1/0.75/5m	55-00561	
									DT06-2SLG-B/ A1/0.75/0,5m	55-00562	
									DT06-2SLG-B/ A1/0.75/2m	55-00483	
									DT06-2SLG-B/ A1/0.75/5m	55-00563	

DT06, 2-pos., socket contacts, without protection circuit

				Number of poles	Rated voltage [V]	Current rating [A]	Cable length = L [m]	Cable quality	Wire cross section [mm ²]	Description	Part No.
 with threaded connection				2	10 - 230 V AC/DC	8	PVC	2 x 0,75	DT06-2SL-A/ A1/0.75/0,5m	55-00564	
									DT06-2SL-A/ A1/0.75/2m	55-00565	
									DT06-2SL-A/ A1/0.75/5m	55-00566	
									DT06-2SLG-A/ A1/0.75/0,5m	55-00567	
									DT06-2SLG-A/ A1/0.75/2m	55-00568	
									DT06-2SLG-A/ A1/0.75/5m	55-00569	



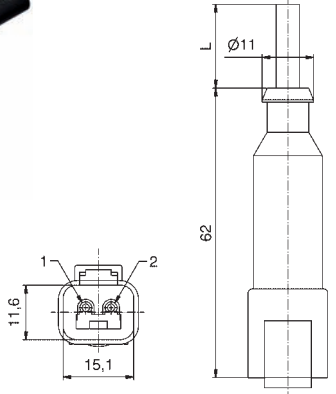
VALVE CONNECTORS

DT-Series



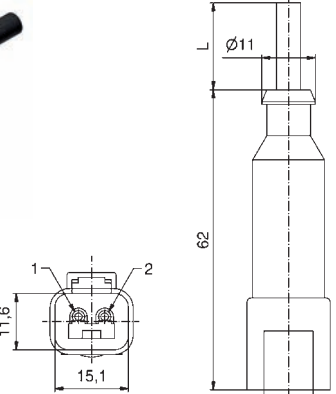
DT04, 2-pos., plug contacts, with LED-protection circuit

Contact assignment

Number of poles
Rated voltage [V]
Current rating [A]
Cable length = L [m]
Cable quality
Wire cross section [mm²]

		Number of poles	Rated voltage [V]	Current rating [A]	Cable length = L [m]	Cable quality	Wire cross section [mm ²]	Description	Part No.
 <p>with threaded connection</p>  <p>M12x1</p>	 <p>Technical drawing showing dimensions: $\phi 11$, 62, 11.6, 15.1, and L. Pin 1 and Pin 2 are indicated.</p>	2	12/24 V AC/DC	8	PUR	2 x 0,75	DT04-2P-B/ K1/0.75/2m	55-00442	
							DT04-2P-B/ K1/0.75/5m	55-00443	
							DT04-2P-B/ K1/0.75/10m	55-00444	
							DT04-2PG-B/ K1/0.75/2m	55-00445	
							DT04-2PG-B/ K1/0.75/5m	55-00446	
							DT04-2PG-B/ K1/0.75/10m	55-00447	

DT04, 2-pos., Plug contacts, without protection circuit

		Number of poles	Rated voltage [V]	Current rating [A]	Cable length = L [m]	Cable quality	Wire cross section [mm ²]	Description	Part No.
 <p>with threaded connection</p>  <p>M12x1</p>	 <p>Technical drawing showing dimensions: $\phi 11$, 62, 11.6, 15.1, and L. Pin 1 and Pin 2 are indicated.</p>	2	10 - 230 V AC/DC	8	PUR	2 x 0,75	DT04-2P-A/ K1/0.75/2m	55-00448	
							DT04-2P-A/ K1/0.75/5m	55-00449	
							DT04-2P-A/ K1/0.75/10m	55-00450	
							DT04-2PG-A/ K1/0.75/2m	55-00451	
							DT04-2PG-A/ K1/0.75/5m	55-00452	
							DT04-2PG-A/ K1/0.75/10m	55-00453	

VALVE CONNECTORS


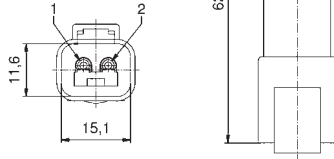
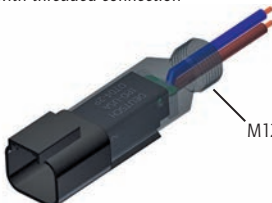
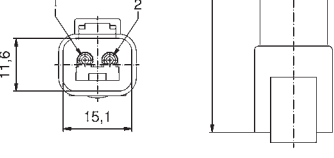
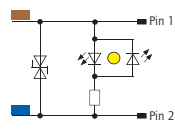
DT-Series, Single wire

DT04, 2-pos., plug contacts, with LED-protection circuit


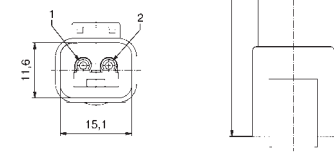

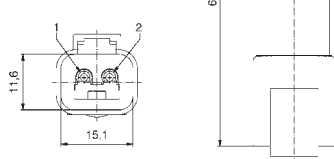

Contact assignment

Number of poles
Rated voltage [V]
Current rating [A]
Cable length = L [m]
Cable quality
Wire cross section [mm²]

Description Part No.

  <p>with threaded connection</p>  		2	12/24 V AC/DC	8	PVC	2 x 0,75	DT04-2PL-B/ A1/0.75/0,5m	55-00570
		2		DT04-2PL-B/ A1/0.75/2m			55-00571	
		5		DT04-2PL-B/ A1/0.75/5m			55-00572	
		0,5		DT04-2PLG-B/ A1/0.75/0,5m			55-00573	
		2		DT04-2PLG-B/ A1/0.75/2m			55-00574	
		5		DT04-2PLG-B/ A1/0.75/5m			55-00575	

DT04, 2-pos., plug contacts, without protection circuit


  <p>with threaded connection</p>  		2	10 - 230 V AC/DC	8	PVC	2 x 0,75	DT04-2PL-A/ A1/0.75/0,5m	55-00576
		2		DT04-2PL-A/ A1/0.75/2m			55-00577	
		5		DT04-2PL-A/ A1/0.75/5m			55-00578	
		0,5		DT04-2PLG-A/ A1/0.75/0,5m			55-00579	
		2		DT04-2PLG-A/ A1/0.75/2m			55-00580	
		5		DT04-2PLG-A/ A1/0.75/5m			55-00581	

VALVE CONNECTORS


DT-Series

DT06, 3-pos., socket contacts, with LED-protection circuit

Contact assignment


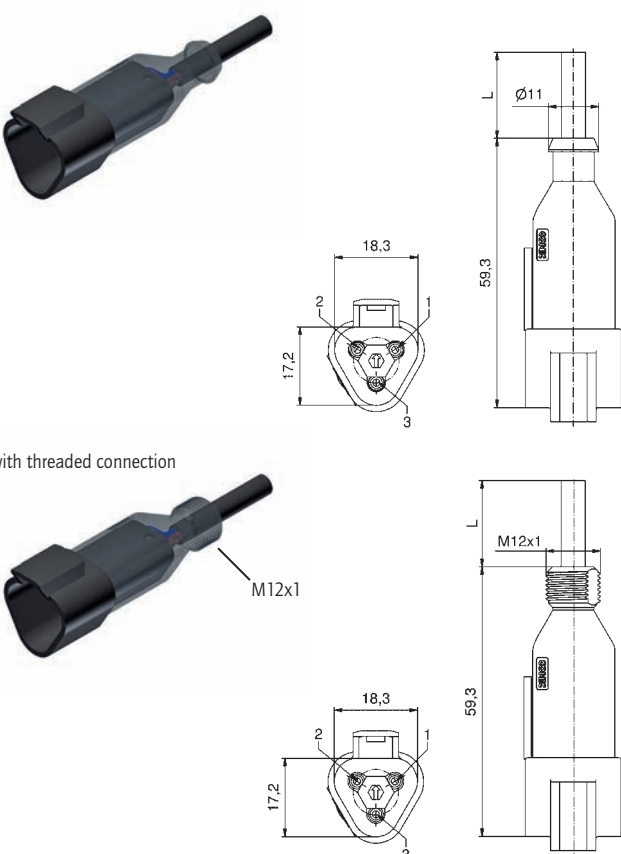
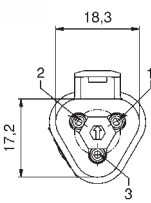
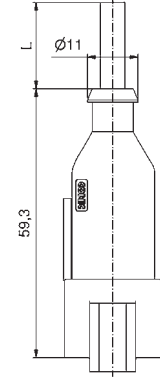
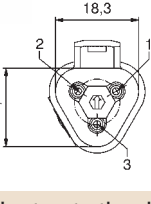
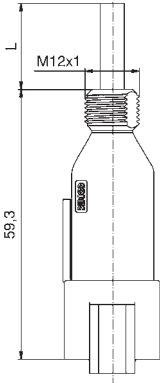
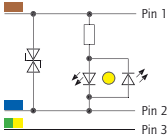


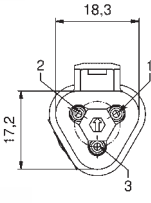
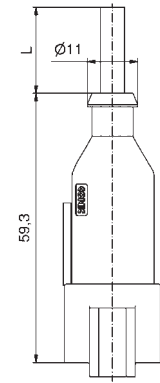
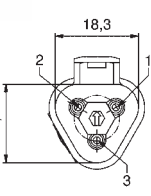
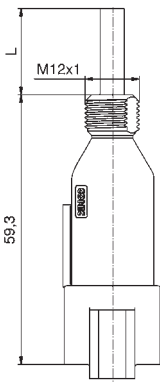

	Number of poles	Rated voltage [V]	Current rating [A]	Cable length = L [m]	Cable quality	Wire cross section [mm ²]	Description	Part No.
 <p>with threaded connection</p> <p>M12x1</p> <p>16,5</p> <p>17,7</p> <p>51,2</p> <p>∅11</p> <p>1</p> <p>2</p> <p>3</p> <p>L</p> <p>M12x1</p> <p>16,5</p> <p>17,7</p> <p>51,2</p> <p>1</p> <p>2</p> <p>3</p> <p>L</p> <p>Pin 1</p> <p>Pin 2</p> <p>Pin 3</p>	3	12/24 V AC/DC	8	PUR	3 x 0,75	DT06-3S-B/ K1/0.75/2m	55-00411	
	5					DT06-3S-B/ K1/0.75/5m	55-00412	
	10					DT06-3S-B/ K1/0.75/10m	55-00413	
	2					DT06-3SG-B/ K1/0.75/2m	55-00414	
	5					DT06-3SG-B/ K1/0.75/5m	55-00415	
	10					DT06-3SG-B/ K1/0.75/10m	55-00416	

DT06, 3-pos., socket contacts, without protection circuit

 <p>with threaded connection</p> <p>M12x1</p> <p>16,5</p> <p>17,7</p> <p>51,2</p> <p>∅11</p> <p>1</p> <p>2</p> <p>3</p> <p>L</p> <p>M12x1</p> <p>16,5</p> <p>17,7</p> <p>51,2</p> <p>1</p> <p>2</p> <p>3</p> <p>L</p> <p>Pin 1</p> <p>Pin 2</p> <p>Pin 3</p>	3	10 - 230 V AC/DC	8	PUR	3 x 0,75	DT06-3S-A/ K1/0.75/2m	55-00417
	5					DT06-3S-A/ K1/0.75/5m	55-00418
	10					DT06-3S-A/ K1/0.75/10m	55-00419
	2					DT06-3SG-A/ K1/0.75/2m	55-00420
	5					DT06-3SG-A/ K1/0.75/5m	55-00421
	10					DT06-3SG-A/ K1/0.75/10m	55-00422

VALVE CONNECTORS

DT-Series



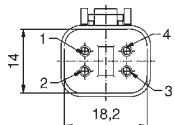
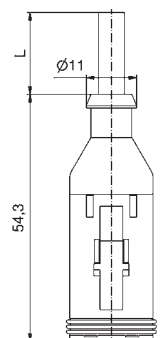
DT04, 3-pos., plug contacts, with LED-protection circuit		Number of poles	Rated voltage [V]	Current rating [A]	Cable length = L [m]	Cable quality	Wire cross section [mm ²]	Description	Part No.
 <p>with threaded connection</p>  <p>M12x1</p>     	<p>12/24 V AC/DC</p>	3	8	PUR	3 x 0,75	DT04-3P-B/ K1/0.75/2m	55-00423		
	5	DT04-3P-B/ K1/0.75/5m	55-00424						
	10	DT04-3P-B/ K1/0.75/10m	55-00425						
	2	DT04-3PG-B/ K1/0.75/2m	55-00426						
	5	DT04-3PG-B/ K1/0.75/5m	55-00427						
	10	DT04-3PG-B/ K1/0.75/10m	55-00428						
	DT06, 3-pos., socket contacts, without protection circuit								
	 <p>with threaded connection</p>  <p>M12x1</p>     	<p>10 - 230 V AC/DC</p>	3	8	PUR	3 x 0,75	DT04-3P-A/ K1/0.75/2m	55-00429	
		5	DT04-3P-A/ K1/0.75/5m	55-00430					
		10	DT04-3P-A/ K1/0.75/10m	55-00431					
2		DT04-3PG-A/ K1/0.75/2m	55-00432						
5		DT04-3PG-A/ K1/0.75/5m	55-00433						
10		DT04-3PG-A/ K1/0.75/10m	55-00434						

VALVE CONNECTORS



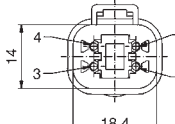
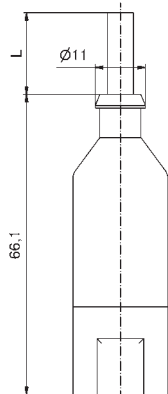
DT-Series

DT06, 4-pos., socket contacts, without protection circuit

Contact assignment

	Number of poles	Rated voltage [V]	Current rating [A]	Cable length = L [m]	Cable quality	Wire cross section [mm ²]	Description	Part No.
 <p>with threaded connection</p>  <p>M12x1</p>   <p>Pin 1 ■ Pin 2 ■ Pin 3 ■ Pin 4 ■</p>	4	10 - 230 V AC/DC	7	PUR	4 x 0,75	2	DT06-4S-A/ K1/0.75/2m	55-00487
						5	DT06-4S-A/ K1/0.75/5m	55-00488
						10	DT06-4S-A/ K1/0.75/10m	55-00489
						2	DT06-4SG-A/ K1/0.75/2m	55-00495
						5	DT06-4SG-A/ K1/0.75/5m	55-00496
						10	DT06-4SG-A/ K1/0.75/10m	55-00497

DT04, 4-pos., plug contacts, without protection circuit

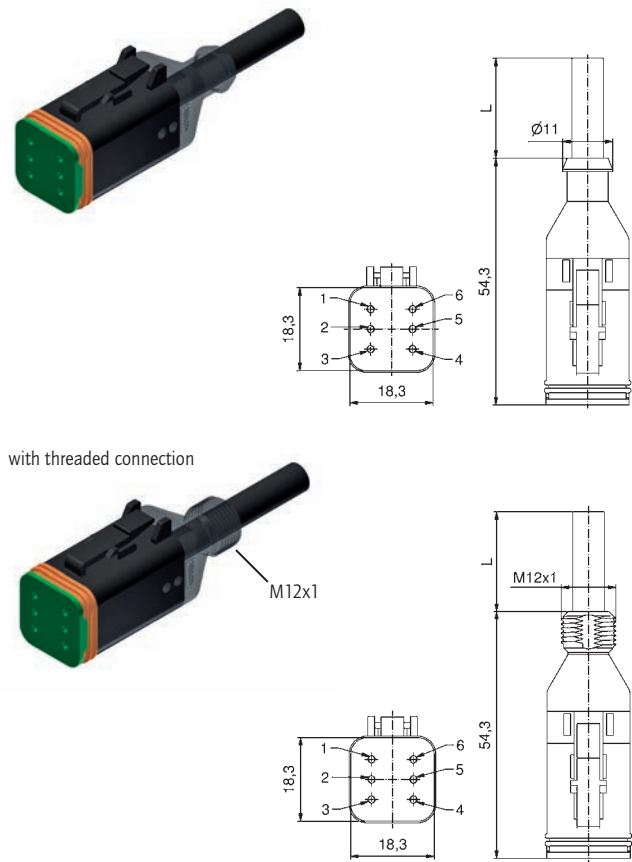
	Number of poles	Rated voltage [V]	Current rating [A]	Cable length = L [m]	Cable quality	Wire cross section [mm ²]	Description	Part No.
 <p>with threaded connection</p>  <p>M12x1</p>   <p>Pin 1 ■ Pin 2 ■ Pin 3 ■ Pin 4 ■</p>	4	10 - 230 V AC/DC	7	PUR	4 x 0,75	2	DT04-4P-A/ K1/0.75/2m	55-00490
						5	DT04-4P-A/ K1/0.75/5m	55-00491
						10	DT04-4P-A/ K1/0.75/10m	55-00492
						2	DT04-4PG-A/ K1/0.75/2m	55-00498
						5	DT04-4PG-A/ K1/0.75/5m	55-00499
						10	DT04-4PG-A/ K1/0.75/10m	55-00500

VALVE CONNECTORS

DT-Series

DT06, 6-pos., socket contacts, without protection circuit

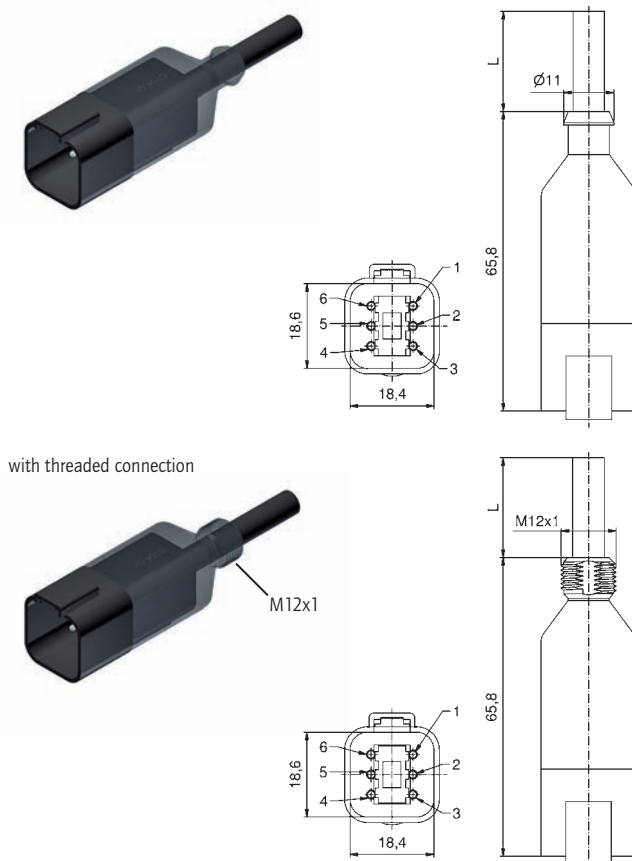
Contact assignment



- Pin 1 ■
- Pin 2 ■
- Pin 3 ■
- Pin 4 ■
- Pin 5 ■
- Pin 6 ■

Number of poles	Rated voltage [V]	Current rating [A]	Cable length = L [m]	Cable quality	Wire cross section [mm ²]	Description	Part No.
6	10 - 230V AC/DC	6	PUR	6 x 0,75	2	DT06-6S-A/ K1/0.75/2m	55-00501
					5	DT06-6S-A/ K1/0.75/5m	55-00502
					10	DT06-6S-A/ K1/0.75/10m	55-00503
					2	DT06-6SG-A/ K1/0.75/2m	55-00504
					5	DT06-6SG-A/ K1/0.75/5m	55-00505
					10	DT06-6SG-A/ K1/0.75/10m	55-00506

DT04, 6-pos., plug contacts, without protection circuit



- Pin 1 ■
- Pin 2 ■
- Pin 3 ■
- Pin 4 ■
- Pin 5 ■
- Pin 6 ■

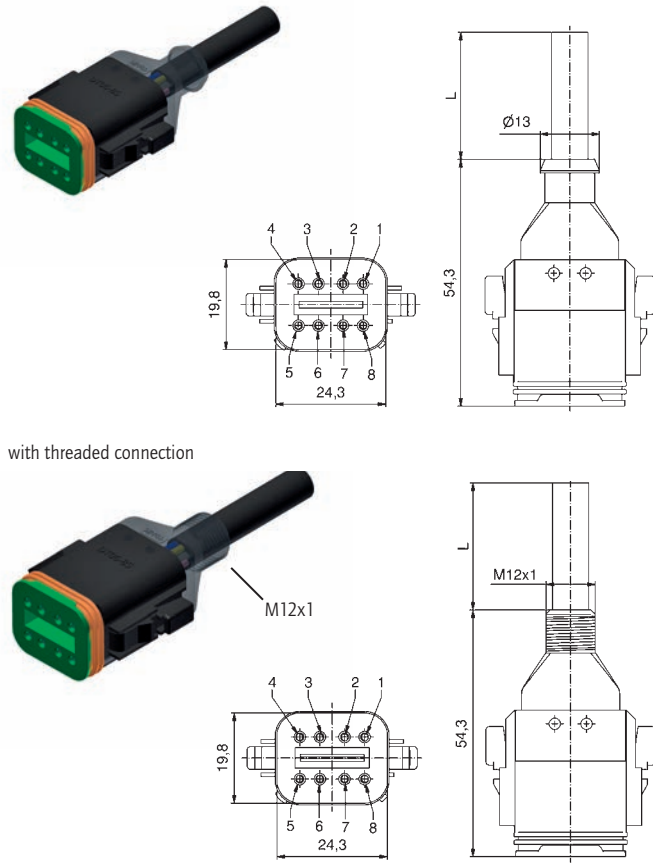
6	10 - 230 V AC/DC	6	PUR	6 x 0,75	2	DT04-6P-A/ K1/0.75/2m	55-00507
					5	DT04-6P-A/ K1/0.75/5m	55-00508
					10	DT04-6P-A/ K1/0.75/10m	55-00509
					2	DT04-6PG-A/ K1/0.75/2m	55-00510
					5	DT04-6PG-A/ K1/0.75/5m	55-00511
					10	DT04-6PG-A/ K1/0.75/10m	55-00512

VALVE CONNECTORS

DT-Series

DT06, 8-pos., socket contacts, without protection circuit

Contact assignment

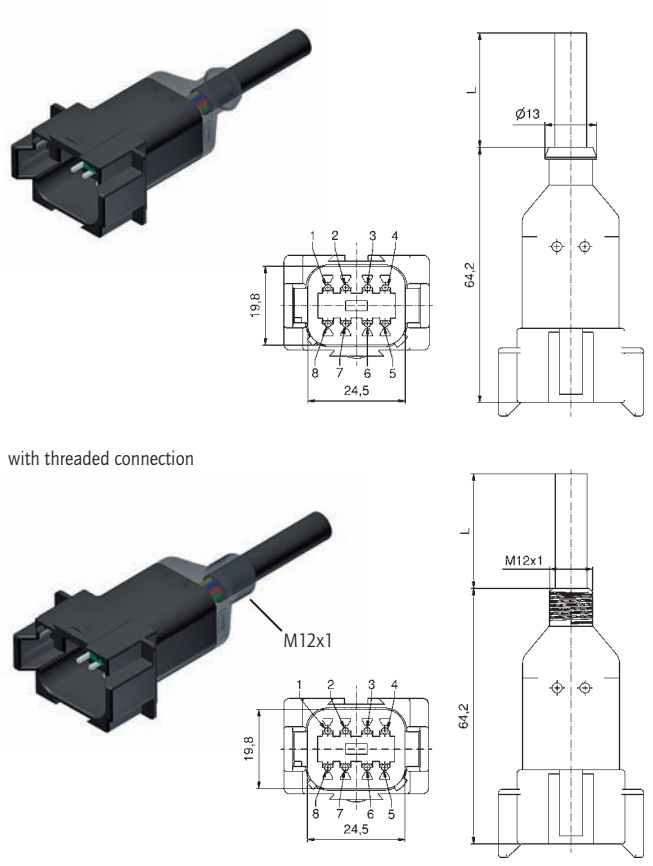


with threaded connection

- Pin 1 ■
- Pin 2 ■
- Pin 3 ■
- Pin 4 ■
- Pin 5 ■
- Pin 6 ■
- Pin 7 ■
- Pin 8 ■

Number of poles	Rated voltage [V]	Current rating [A]	Cable length = L [m]	Cable quality	Wire cross section [mm ²]	Description	Part No.
8	10 - 230 V AC/DC	6	PUR	8 x 0,75	2	DT06-8AS-A/ K1/0.75/2m	55-00526
					5	DT06-8AS-A/ K1/0.75/5m	55-00527
					10	DT06-8AS-A/ K1/0.75/10m	55-00528
					2	DT06-8ASG-A/ K1/0.75/2m	55-00532
					5	DT06-8ASG-A/ K1/0.75/5m	55-00533
					10	DT06-8ASG-A/ K1/0.75/10m	55-00534

DT04, 8-pos., plug contacts DT04, without protection circuit



with threaded connection

- Pin 1 ■
- Pin 2 ■
- Pin 3 ■
- Pin 4 ■
- Pin 5 ■
- Pin 6 ■
- Pin 7 ■
- Pin 8 ■

Number of poles	Rated voltage [V]	Current rating [A]	Cable length = L [m]	Cable quality	Wire cross section [mm ²]	Description	Part No.
8	10 - 230 V AC/DC	6	PUR	8 x 0,75	2	DT04-8AP-A/ K1/0.75/2m	55-00529
					5	DT04-8AP-A/ K1/0.75/5m	55-00530
					10	DT04-8AP-A/ K1/0.75/10m	55-00531
					2	DT04-8APG-A/ K1/0.75/2m	55-00535
					5	DT04-8APG-A/ K1/0.75/5m	55-00536
					10	DT04-8APG-A/ K1/0.75/10m	55-00537

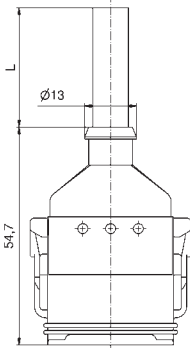
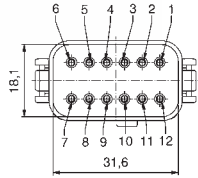

VALVE CONNECTORS

DT-Series

DT06, 12-pos., socket contacts, without protection circuit

Contact assignment

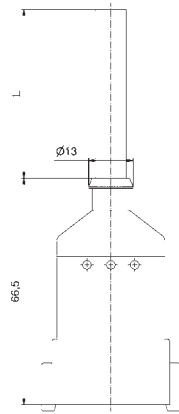
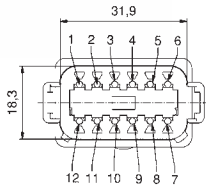

Number of poles	Rated voltage [V]	Current rating [A]	Cable length = L [m]	Cable quality	Wire cross section [mm ²]	Description	Part No.
12	10 - 230 V AC/DC	5	5	PUR	12 x 0,75	DT06-12AS-A/ K1/0.75/2m	55-00553
						DT06-12AS-A/ K1/0.75/5m	55-00554
						DT06-12AS-A/ K1/0.75/10m	55-00555



- Pin 1 ■
- Pin 2 ■
- Pin 3 ■
- Pin 4 ■
- Pin 5 ■
- Pin 6 ■
- Pin 7 ■
- Pin 8 ■
- Pin 9 ■
- Pin 10 ■
- Pin 11 ■
- Pin 12 ■

DT04, 12-pos., plug contacts, without protection circuit


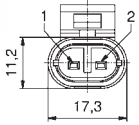
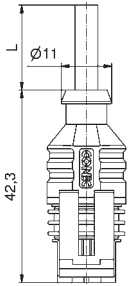

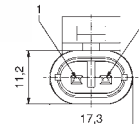
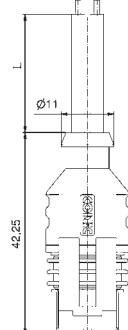

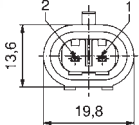
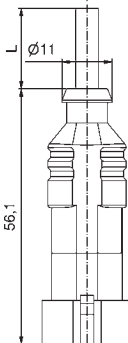

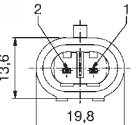
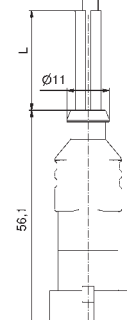
12	10 - 230 V AC/DC	5	5	PUR	12 x 0,75	DT04-12AP-A/ K1/0.75/2m	55-00556
						DT04-12AP-A/ K1/0.75/5m	55-00557
						DT04-12AP-A/ K1/0.75/10m	55-00558



- Pin 1 ■
- Pin 2 ■
- Pin 3 ■
- Pin 4 ■
- Pin 5 ■
- Pin 6 ■
- Pin 7 ■
- Pin 8 ■
- Pin 9 ■
- Pin 10 ■
- Pin 11 ■
- Pin 12 ■


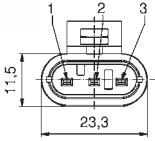
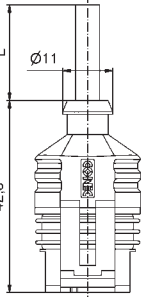

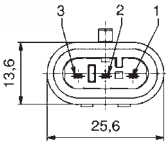
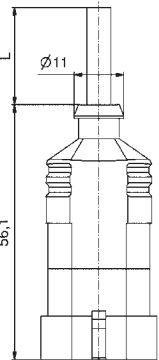

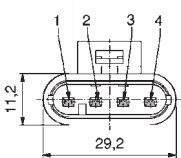
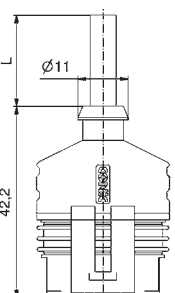

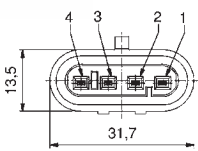
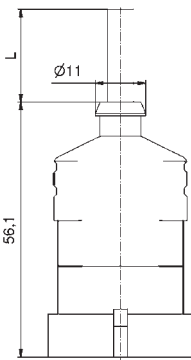
VALVE CONNECTORS

Superseal

		Number of poles	Rated voltage [V]	Current rating [A]	Cable length = L [m]	Cable quality	Wire cross section [mm ²]	Description	Part No.
VSS 1.5, 2-pos., socket contacts		Contact assignment							
   <p>Pin 1 ■ Pin 2 ■</p>	2	max. 24 V DC	8	5	PUR	2 x 0,75	VSS1.5-2S-A/ K1/0.75/2m	55-00470	
								VSS1.5-2S-A/ K1/0.75/5m	55-00471
								VSS1.5-2S-A/ K1/0.75/10m	55-00472
VSS 1.5, 2-pos., socket contacts, single wire									
   <p>Pin 1 ■ Pin 2 ■</p>	2	max. 24 V DC	8	2	PVC	2 x 0,75	VSS1.5-2SL-A/ A1/0.75/0,5m	55-00582	
								VSS1.5-2SL-A/ A1/0.75/2m	55-00583
								VSS1.5-2SL-A/ A1/0.75/5m	55-00584
VSS 1.5, 2-pos., plug contacts									
   <p>Pin 1 ■ Pin 2 ■</p>	2	max. 24 V DC	8	5	PUR	2 x 0,75	VSS1.5-2P-A/ K1/0.75/2m	55-00466	
								VSS1.5-2P-A/ K1/0.75/5m	55-00467
								VSS1.5-2P-A/ K1/0.75/10m	55-00468
VSS 1.5, 2-pos., plug contacts, single wire									
   <p>Pin 1 ■ Pin 2 ■</p>	2	max. 24 V DC	8	2	PVC	2 x 0,75	VSS1.5-2PL-A/ A1/0.75/0,5m	55-00585	
								VSS1.5-2PL-A/ A1/0.75/2m	55-00586
								VSS1.5-2PL-A/ A1/0.75/5m	55-00587

VALVE CONNECTORS

Superseal

		Number of poles	Rated voltage [V]	Current rating [A]	Cable length = L [m]	Cable quality	Wire cross section [mm ²]	Description	Part No.					
VSS 1.5, 3-pos., socket contacts		<i>Contact assignment</i>												
   <p>Pin 1 ■ Pin 2 ■ Pin 3 ■</p>		3	max. 24 V DC	8	5	PUR	3 x 0,75	VSS1.5-3S-A/ K1/0.75/2m	55-00478					
													VSS1.5-3S-A/ K1/0.75/5m	55-00479
													VSS1.5-3S-A/ K1/0.75/10m	55-00480
VSS 1.5, 3-pos., plug contacts														
   <p>Pin 1 ■ Pin 2 ■ Pin 3 ■</p>		3	max. 24 V DC	8	5	PUR	3 x 0,75 mm ²	VSS1.5-3P-A/ K1/0.75/2m	55-00474					
													VSS1.5-3P-A/ K1/0.75/5m	55-00475
													VSS1.5-3P-A/ K1/0.75/10m	55-00476
VSS 1.5, 4-pos., socket contacts														
   <p>Pin 1 ■ Pin 2 ■ Pin 3 ■ Pin 4 ■</p>		4	max. 24 V DC	7	5	PUR	4 x 0,75	VSS1.5-4S-A/ K1/0.75/2m	55-00595					
													VSS1.5-4S-A/ K1/0.75/5m	55-00596
													VSS1.5-4S-A/ K1/0.75/10m	55-00597
VSS 1.5, 4-pos., plug contacts														
   <p>Pin 1 ■ Pin 2 ■ Pin 3 ■ Pin 4 ■</p>		4	max. 24 V DC	7	5	PUR	4 x 0,75	VSS1.5-4P-A/ K1/0.75/2m	55-00598					
													VSS1.5-4P-A/ K1/0.75/5m	55-00599
													VSS1.5-4P-A/ K1/0.75/10m	55-00600


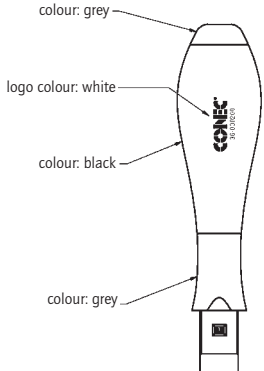

SECTION 12
ACCESSORIES



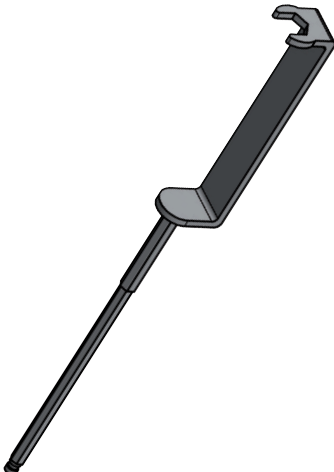
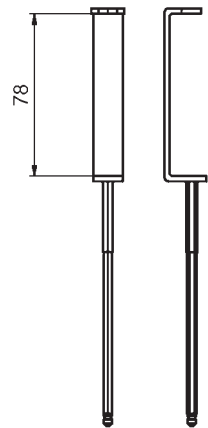


ACCESSORIES

Torque wrench

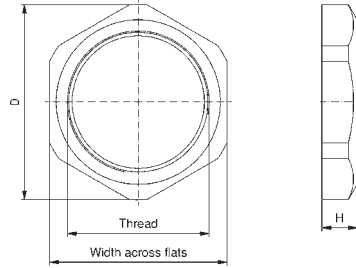
		Width across flats	Description	Part No.
			Torque 0.5-1.7Nm	36-000200
				

Plug insert for torque wrench

		SW9	36-000210
		SW10	36-000270
		SW12	36-000470
		SW13	36-000220
		SW14	36-000370
		SW15	36-000320
		SW17	36-000230
		SW18	36-000240
		SW19	36-000250

ACCESSORIES

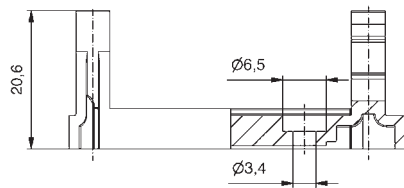
Hex nut



Thread	Width across flats	Outer $\varnothing = D$ [mm]	Height = H [mm]	Material	Description	Part No.
M8x0,5	SW10	11	2	CuZn		42-01046
M8x0,5	SW10	11	2	VA		42-01082
M10x1	SW12	13,5	2,5	CuZn		42-01508
M12x1	SW15	17	2,8	CuZn		43-01716
M16x1,5	SW18	20	2,65	CuZn		43-01155
PG9	SW18	20	2,8	CuZn		43-01156
PG11	SW21	23	3	CuZn		41-40036
PG13,5	SW23	25	3	CuZn		41-40029

Tool holder

For T-splitter M12x1


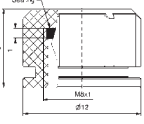

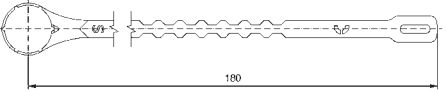

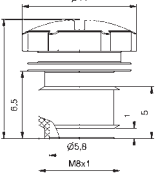

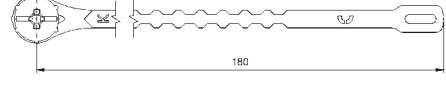


				PA		43-05163
--	--	--	--	----	--	----------


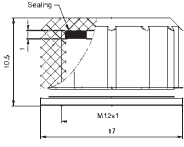


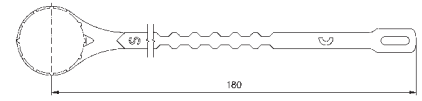

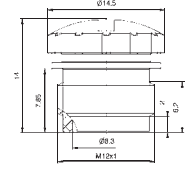

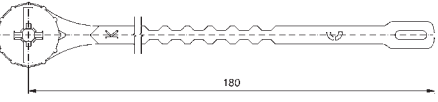

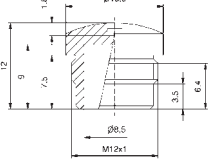
ACCESSORIES

Protection caps

M8x1 thread

			Material Protection cap	Material loop	Material Sealing	Temperature range	Degree of protection	Recommended torque [Nm]	Description	Part No.
			PA GF		FPM	-30°C up to +100°C	IP67	0.4	Male connector	42-11774
			PA GF	TPU-V	FPM	-30°C up to +85°C	IP67	0.4	Male connector with loop	42-11775
			PA GF			-30°C up to +100°C	IP67	0.4	Female connector	42-11772
			PA GF	TPU-V		-30°C up to +85°C	IP67	0.4	Female connector with loop	42-11773

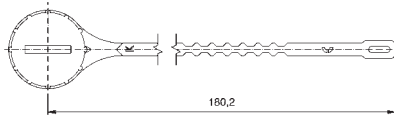
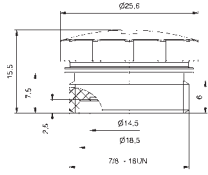
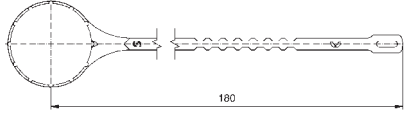
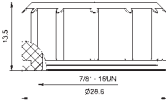
M12x1 thread

			PA GF		FPM	-30°C up to +100°C	IP67	0.6	Male connector black	43-16213
			PA GF		FPM	-30°C up to +100°C	IP67	0.6	Male connector bright ivory-colored	43-15753
			PA GF	TPU-V	FPM	-30°C up to +85°C	IP67	0.6	Male connector with loop	43-16214
			PA GF			-30°C up to +100°C	IP67	0.6	Female connector black	43-16211
			PA GF	TPU-V		-30°C up to +85°C	IP67	0.6	Female connector with loop	43-16212
			PVC			-30°C up to +105°C	IP67	0.6	Female connector white	43-11358

ACCESSORIES

Protection caps

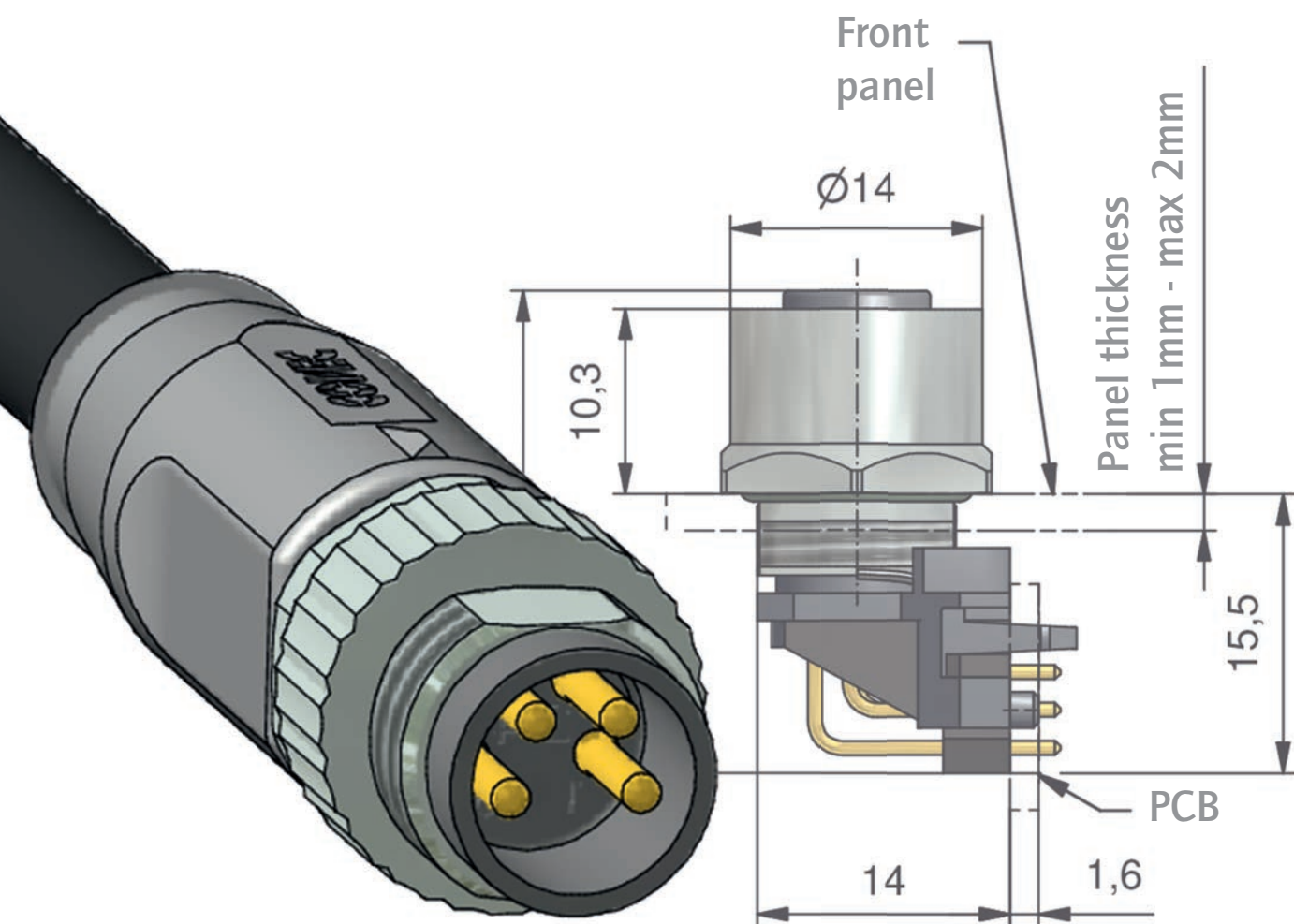
7/8"

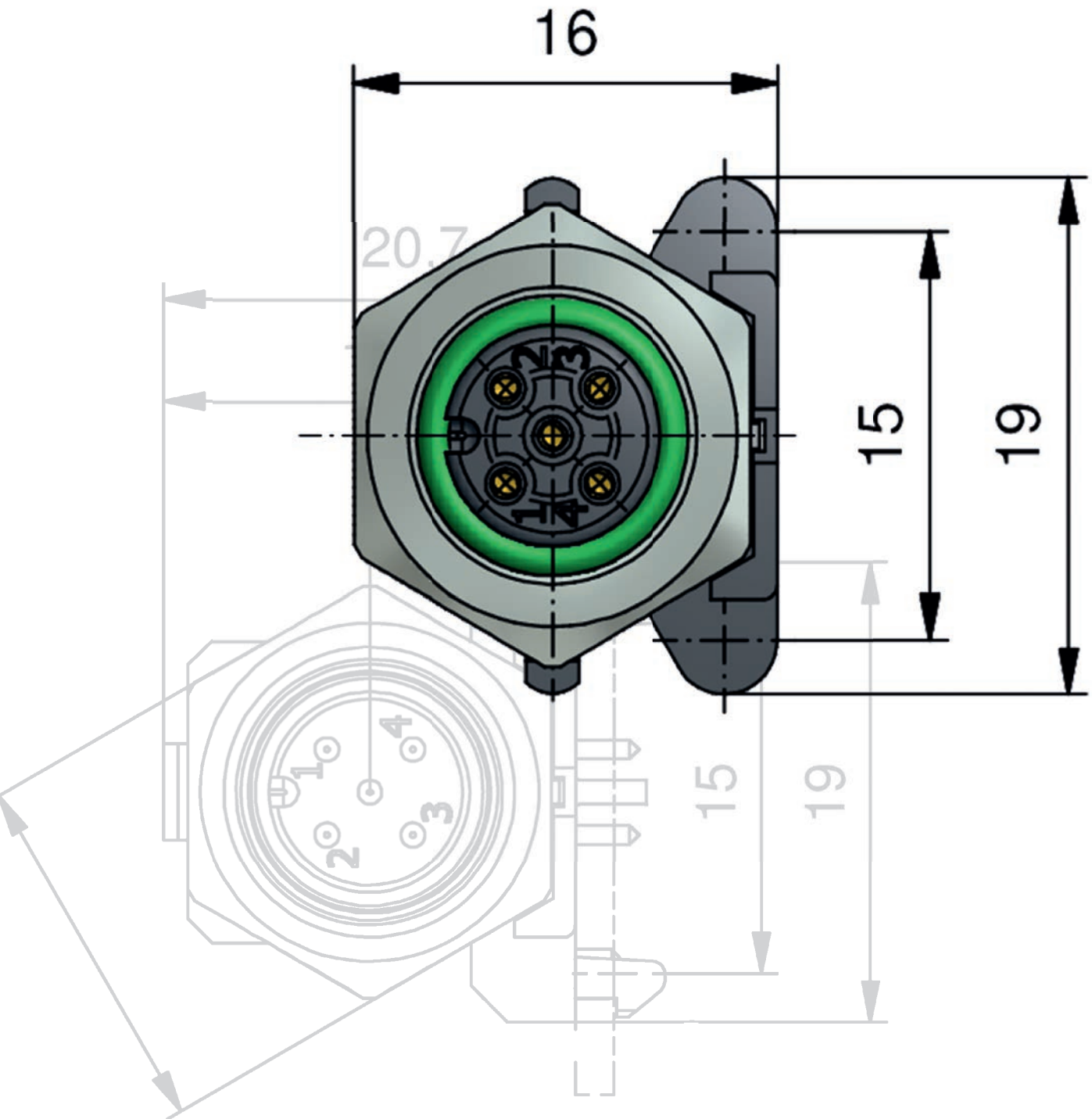
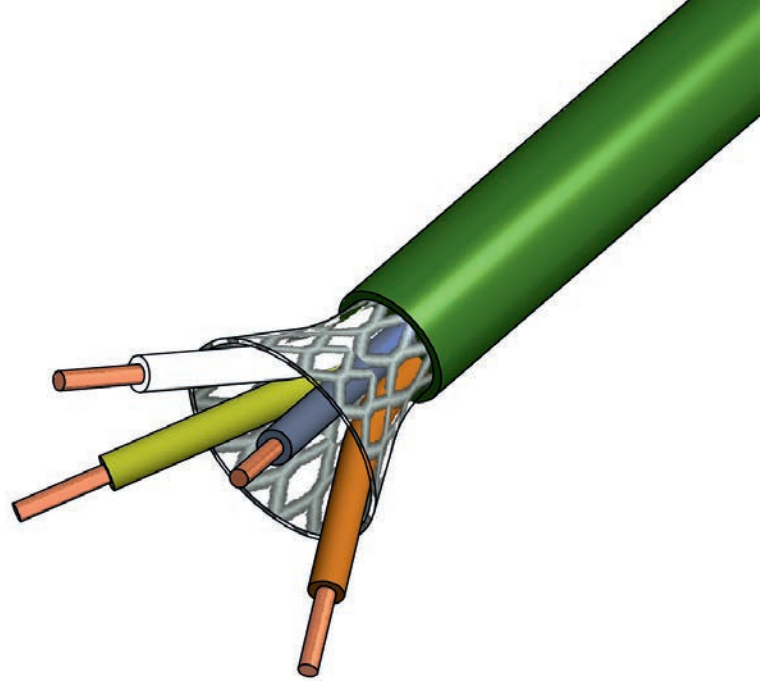


Material protection cap	Material loop	Temperature range	Degree of protection	Recommended torque [Nm]	Description	Part No.
PA GF		-30°C up to +100°C	IP67	0.8	Male connector	41-01478
PA GF	TPU-V	-30°C up to +100°C	IP67	0.8	Male connector with loop	41-01479
PA GF		-30°C up to +100°C	IP67	0.8	Female connector	41-01476
PA GF	TPU-V	-30°C up to +100°C	IP67	0.8	Female connector with loop	41-01477

SECTION 13


TECHNICAL INFORMATION





TECHNICAL INFORMATION
Cable qualities

Cable unshielded

PVC	Wire cross section [mm ²]	Number of wires	Color cable jacket	Certification	Wire colors	Datasheet No.
<p>A1 = LiYY A3 = LiYY, 300 V A6 = LiYY, 600 V</p> 	0.14	8	grey	UL 2464	WH - BN - GN - YE - GY - PK - BU - RD	781- A1 1800
		12			BN - BU - WH - GN - PK - YE - BK - GY - RD - VT - GY/PK - RD/BU	781- A3 1120
	0.25	3	grey		BN - BU - BK	781- A1 2300
		4			BN - WH - BU - BK	781- A1 2400
		5			BN - WH - BU - BK - GN/YE	781- A1 2500
					BN - WH - BU - BK - GY	781- A1 250G
		6			BN - WH - BU - BK - GY - PK	781- A1 2600
		8			WH - BN - GN - YE - GY - PK - BU - RD	781- A1 2800
	0.34	3	grey		BN - BU - BK	781- A1 3300
					BN - BU - GN/YE	781- A1 330G
		4			BN - WH - BU - BK	781- A1 3400
					BN - BK - BU - GN/YE	781- A1 340G
					5	BN - WH - BU - BK - GY
	BN - WH - BU - BK - GN/YE	781- A1 3500				
	0.5	3	grey		BN - BU - BK	781- A1 530G
		4			BN - WH - BU - BK	781- A1 5400
	0.75	3	grey	cULus 20207	BN - BU - GN/YE	781- A6 7300
					UL 2464	BN - WH - BU - BK
		5		BU - BK - WH - BN - GN/YE		781- A3 7500
				7	WH - BN - GN - YE - GY - PK - GN/YE	781- A3 7700
1.5	3	grey	UL 2464	BN - BU - GN/YE	781- A6 8300	
				4	BN - BU - BK - GN/YE	781- A3 8400
	BN - WH - BU - BK				781- A3 840G	
5	BU - BK - WH - BN - GN/YE	781- A3 8500				
2.5	3	grey	cULus 20207	BN - BU - GN/YE	781- A6 9300	
				5	BU - BK - WH - BN - GN/YE	781- A6 9500

TECHNICAL INFORMATION
Cable qualities

Cable unshielded

TPU, halogenfree, for drag chain applications


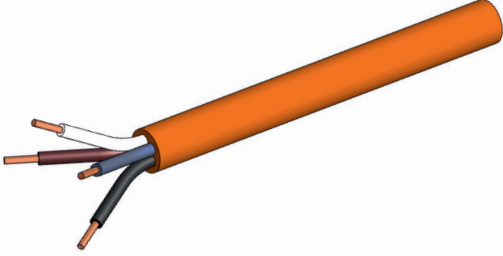
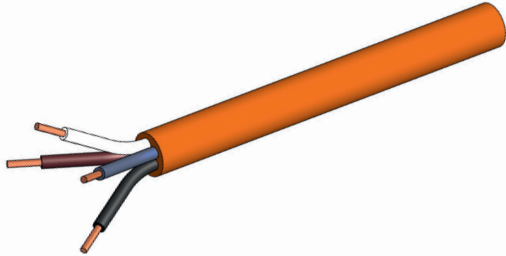

K0 = Li9Y11Y, 600 V, halogenfree, for drag chain applications
K1 = Li9Y11Y, 300 V, halogenfree, for drag chain applications
H5 = Li9Y11Y, halogenfree, for many different applications



Wire cross section [mm ²]	Number of wires	Color cable jacket	Certification	Wire colors	Datasheet No.
0.14	8	black	cULus 20549	WH - BN - GN - YE - GY - PK - BU - RD	781- K1 1800
	12			BN - BU - WH - GN - PK - YE - BK - GY - RD - VT - GY/PK - RD/BU	781- K1 1120
0.14/0.34	3/2	black	UL 20549 / 10152	BN (0,34) - WH - BU(0,34) - BK - GY	781- H5 004H
0.25	3	black	cULus 20549	BN - BU - BK	781- K1 2300
	4			BN - WH - BU - BK	781- K1 2400
	5			BN - WH - BU - BK - GY	781- K1 2500
				BN - WH - BU - BK - GN/YE	781- K1 250G
	6			BN - WH - BU - BK - GY - PK	781- K1 2600
	8			WH - BN - GN - YE - GY - PK - BU - RD	781- K1 2800
0.34	3	black	cULus 20549	BN - BU - BK	781- K1 3300
				BN - BU - GN/YE	781- K1 330G
	4			BN - WH - BU - BK	781- K1 3400
				BN - BK - BU - GN/YE	781- K1 340G
	5			BN - WH - BU - BK - GY	781- K1 350G
				BN - WH - BU - BK - GN/YE	781- K1 3500
0.34 / 1.0	8/3	black	UL 20549	GY - RD/BU - GN - BU (1,0) - GY/PK - WH/GN - GN/YE (1,0) - BN/GN - WH - YE - BN (1,0)	781- K1 007H
	16/3			RD - VT - GY - RD/BU - GN - BU (1,0) - GY/PK - WH/GN - WH/YE - WH/GY - BK - GN/YE (1,0) - BN/GN - WH - YE - PK - GY/BN - BN (1,0), YE/BN	781- K1 006H
0.5	3	black	cULus 20549	BN - BU - BK	781- K1 5300
	4			BN - WH - BU - BK	781- K1 5400
0.75	2	black	cULus 20549	BN - BU	781- K1 7200
				BN - BU - GN/YE	781- K1 7300
	3		cULus 20940	BN - BU - BK	781- K1 730G
				BN - BU - GN/YE	781- K0 7300
	4		cULus 20549	BN - BU - BK - GN/YE	781- K1 7400
				BN - WH - BU - BK	781- K1 740G
				BN - WH - BU - BK - GN/YE	781- K1 7500
				BN - BU - WH - GN - PK - YE - BK - GY - RD - VT - GY/PK - RD/BU	781- K1 7120



TECHNICAL INFORMATION
Cable qualities

Cable unshielded

		Wire cross section [mm ²]	Number of wires	Color cable jacket	Certification	Wire colors	Datasheet No.		
TPU, halogenfree, for drag chain applications									
<p>KO = Li9Y11Y, 600 V, halogenfree, for drag chain applications K1 = Li9Y11Y, 300 V, halogenfree, for drag chain applications</p> 		1.5	2	black	cULus 20549	BN - BU	781- K1 8200		
			3			BN - BU - GN/YE	781- KO 8300		
			4			BN - BU - BK - GN/YE	781- K1 8400		
			4			BN - WH - BU - BK	781- K1 840G		
			5			BN - WH - BU - BK - GN/YE	781- K1 8500		
			5			BN - WH - BU - BK - GN/YE	781- KO 8500		
		2.5	3	black	cULus 20940	BN - BU - GN/YE	781- KO 9300		
			5			BN - WH - BU - BK - GN/YE	781- KO 9500		
		TPU, irradiated							
		<p>J1 = Li12Y11X, 300 V, halogenfree, for drag chain applications, welding spatter resistant</p> 		0.34	3	orange	cULus 20549	BN - BU - BK	781- J1 3300
4	BN - WH - BU - BK				781- J1 3400				
5	BN - WH - BU - BK - GN/YE				781- J1 3500				
PP									
<p>P1 = Li12Y9Y, halogenfree</p> 		0.25	3	orange		BN - BU - BK	781- P1 2300		
			4			BN - WH - BU - BK	781- P1 2400		
		0.34	4	orange		BN - WH - BU - BK	781- P1 3400		
			5			BN - WH - BU - BK - GN/YE	781- P1 3500		
			5			BN - WH - BU - BK - GN/YE	781- P1 3500		
TPE									
<p>S1 = Li12Y33X, halogenfree, welding spatter resistant</p> 		0.34	4	black		BN - WH - BU - BK	781- S1 3400		
			5			BN - WH - BU - BK - GN/YE	781- S1 3500		

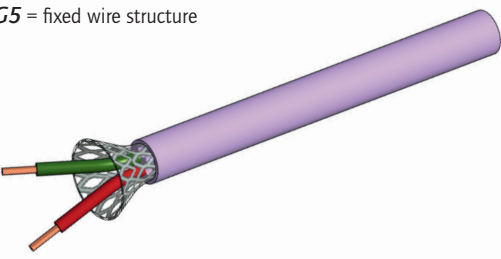
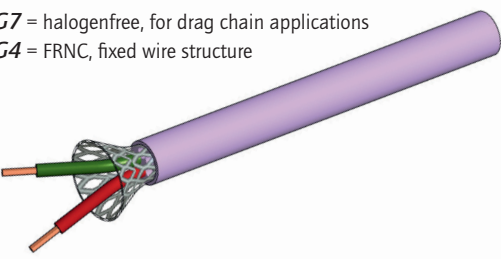
TECHNICAL INFORMATION
Cable qualities

Cable shielded

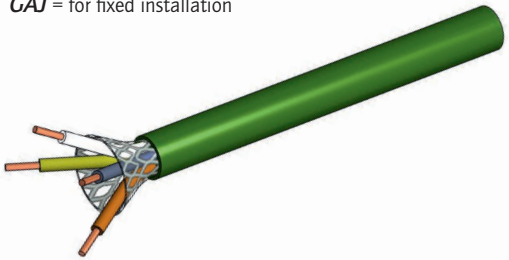
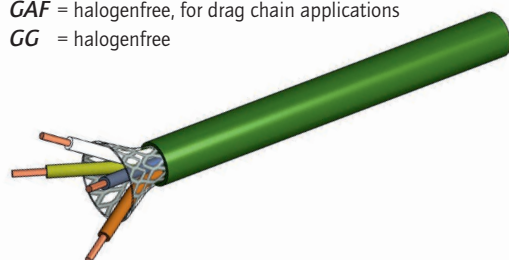
PVC	Wire cross section [mm ²]	Number of wires	Color cable jacket	Certification	Wire colors	Datasheet No.	
<p>G3 = LiYFCY, 300 V GOA = LiYFCY, 1000 V</p> 	0.14	8	grey	cULus 2464	WH - BN - GN - YE - GY - PK - BU - RD	781- G3 1800	
		12			BN - BU - WH - GN - PK - YE - BK - GY - RD - VT - GY/PK - RD/BU	781- G3 1120	
	0.25	3	grey	cULus 2464	BN - BU - BK	781- G3 2300	
		4			BN - WH - BU - BK	781- G3 2400	
		5			BN - WH - BU - BK - GY	781- G3 2500	
		8			WH - BN - GN - YE - GY - PK - BU - RD	781- G3 2800	
	0.34	4	grey	cULus 2464	BN - WH - BU - BK	781- G3 3400	
	1.5	4	orange	UL 2570	SW1 - SW2 - SW3 - GN/YE	781- GOA 8400	
	TPU, halogenfree						
	<p>G2 = Li9YC11Y, 300 V, halogenfree, for many different applications GOB = Li9YC11Y, 1000 V, halogenfree, for drag chain applications</p> 	0.14	8	black	cULus 20549	WH - BN - GN - YE - GY - PK - BU - RD	781- G2 1800
12			BN - BU - WH - GN - PK - YE - BK - GY - RD - VT - GY/PK - RD/BU			781- G2 1120	
0.25		3	black	cULus 20549	BN - BU - BK	781- G2 2300	
		4			BN - WH - BU - BK	781- G2 2400	
		5			BN - WH - BU - BK - GY	781- G2 2500	
		8			WH - BN - GN - YE - GY - PK - BU - RD	781- G2 2800	
0.34		4	black	cULus 20549	BN - WH - BU - BK	781- G2 3400	
1.5		4	orange	UL 21223	SW1 - SW2 - SW3 - GN/YE	781- GOB 8400	

TECHNICAL INFORMATION
Cable qualities

Profibus DP
Data cable shielded


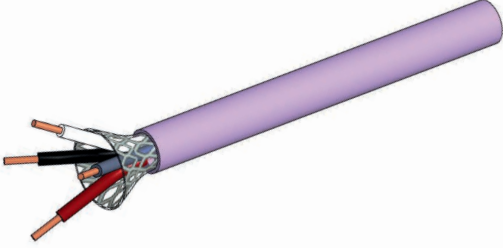
PVC	Wire cross section	Number of wires	Color cable jacket	Certification	Wire colors	Datasheet No.
<p>G5 = fixed wire structure</p> 	AWG 22	2	violet	yes	RD - GN	781- G5 3200
<p>G7 = halogenfree, for drag chain applications G4 = FRNC, fixed wire structure</p> 	AWG 23	2	violet	yes	RD - GN	781- G7 0200
	AWG 22	2		yes	RD - GN	781- G4 3200

Ethernet
Data cable shielded


PVC	Wire cross section	Number of wires	Color cable jacket	Certification	Wire colors	Datasheet No.
<p>GAJ = for fixed installation</p> 	AWG 24	4x2	green	UL 2464	WSBU/BU - WSOG/OG - WSGN/GN - WSBR/BN	781- GAJ 080T
<p>G6 = UV resistant, for drag chain applications GD = halogenfree, for drag chain applications GAF = halogenfree, for drag chain applications GG = halogenfree</p> 	0,15 mm ²	4	green	UL 20963	WSBU - BU - WSOR - OR	781- GD 1400
	AWG 22	4		yes	YE - WH - BU - OR	781- G6 3400
	AWG 24	4x2	UL 20236	YE - WH - BU - OR	781- GAF 3400	
				WSBU/BU - WSOG/OG - WSGN/GN - WSBR/BN	781- GAF 080T	
				WSBU/BU - WSOG/OG - WSGN/GN - WSBR/BN	781- GG 180T	
AWG 26	4x2	water-blue		WSBU/BU - WSOG/OG - WSGN/GN - WSBR/BN		

TECHNICAL INFORMATION
Cable qualities

DeviceNet
Data cable shielded

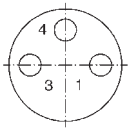
PVC	Wire cross section [AWG]	Number of wires	Color cable jacket	Certification	Wire colors	Datasheet No.
GC = sunlight resistant 	AWG 22 + AWG 23	2x2	grey	yes	RD - BK - WH - BU	781- GC 001H
	AWG 15 + AWG 18	2x2		yes	RD - BK - WH - BU	781- GC 003H
TPU						
GJ = sunlight resistant, for drag chain applications 	AWG 22 + AWG 23	2x2	violet	yes	RD - BK - WH - BU	781- GJ 0400

CAN-Bus
Data cable shielded

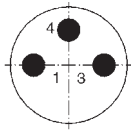
PVC	Wire cross section [AWG]	Number of wires	Color cable jacket	Certification	Wire colors	Datasheet No.
GU = halogenfree 	AWG 24	4	violet		WH - YE - BN - GN	781- GU 2400

Pin and contact assignments

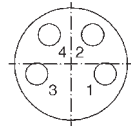
M8x1



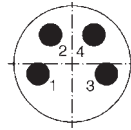
Female connector
3-pos.



Male connector
3-pos.

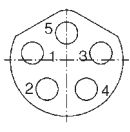


Female connector
4-pos.

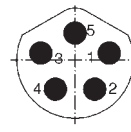


Male connector
4-pos.

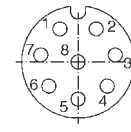
Pin	3-pos. A-coded	4-pos. A-coded	4.78-pos. A-coded
1	Brown	Brown	Yellow
2	—	White	White
3	Blue	Blue	Orange
4	Black	Black	Blue



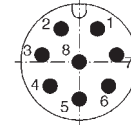
Female connector
5-pos.
B-coded



Male connector
5-pos.
B-coded



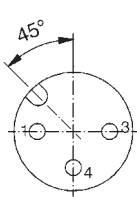
Female connector
8-pos.



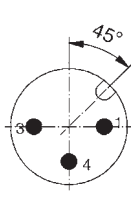
Male connector
8-pos.

Pin	5-pos. B-coded	8-pos. A-coded
1	Brown	White
2	White	Brown
3	Blue	Green
4	Black	Yellow
5	Grey	Grey
6	—	Pink
7	—	Blue
8	—	Red

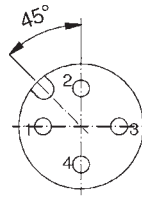
M12x1 A-coded



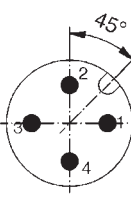
Female connector
3-pos.



Male connector
3-pos.

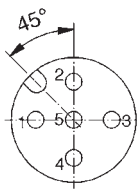


Female connector
4-pos.

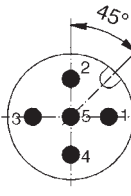


Male connector
4-pos.

Pin	3-pos. A-coded	4-pos. A-coded	4.41-pos. CAN-Bus
1	Brown	Brown	Brown
2	—	White	White
3	Blue	Blue	Green
4	Black	Black	Yellow

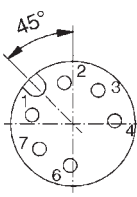


Female connector
5-pos.

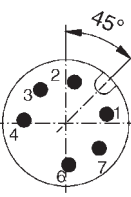


Male connector
5-pos.

Pin	5-pos. A-coded	5.1-pos. A-coded	5.3-pos. DeviceNet
1	Brown	Brown	Shielding
2	White	White	Red
3	Blue	Blue	Black
4	Black	Black	White
5	Green, Yellow	Grey	Blue

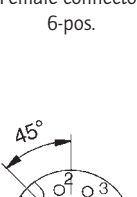


Female connector
6-pos.




Male connector
6-pos.

Pin	6-pos. A-coded	8-pos. A-coded
1	Brown	White
2	White	Brown
3	Blue	Green
4	Black	Yellow
5	—	Grey
6	Grey	Pink
7	Pink	Blue
8	—	Red

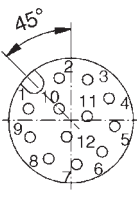


Female connector
8-pos.

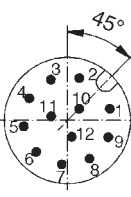


Male connector
8-pos.

Pin	12-pos. A-coded
1	Brown
2	Blue
3	White
4	Green
5	Pink
6	Yellow
7	Black
8	Grey
9	Red
10	Purple
11	Grey, Pink
12	Blue, Red



Female connector
12-pos.

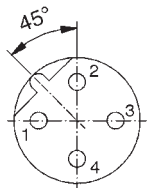


Male connector
12-pos.

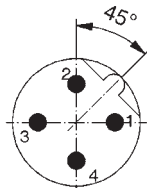
TECHNICAL INFORMATION

Pin and contact assignments

M12x1 B-coded

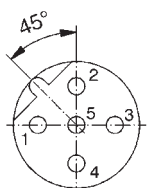


Female connector
4-pos.

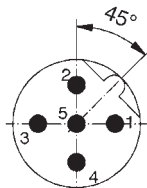


Male connector
4-pos.

Pin	4.1-pos. Profibus DP	4.3-pos. Profibus DP
1	—	—
2	—	—
3	—	—
4	—	—



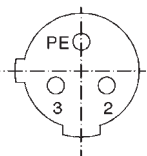
Female connector
5-pos.



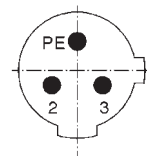
Male connector
5-pos.

Pin	5.1-pos. B-coded
1	—
2	—
3	—
4	—
5	—

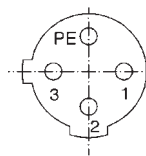
M12x1 C-coded



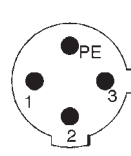
Female connector
2-pos.+PE



Male connector
2-pos.+PE



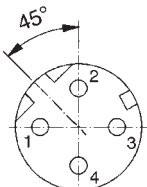
Female connector
3-pos.+PE



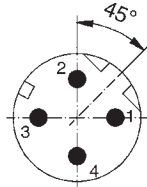
Male connector
3-pos.+PE

Pin	2-pos.+PE C-coded	3-pos.+PE C-coded
1	—	—
2	—	—
3	—	—
4	—	—

M12x1 D-coded



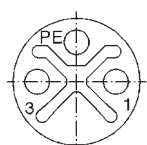
Female connector
4-pos.



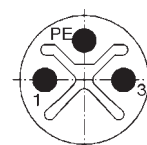
Male connector
4-pos.

Pin	4.2-pos. D-coded	4.24-pos. D-coded
1	—	—
2	—	—
3	—	—
4	—	—

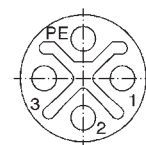
M12x1 S-coded



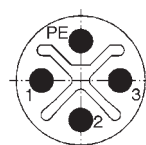
Female connector
2-pos.+PE



Male connector
2-pos.+PE



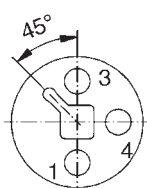
Female connector
3-pos.+PE



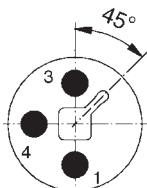
Male connector
3-pos.+PE

Pin	2-pos.+PE S-coded	3-pos.+PE S-coded
1	—	—
2	—	—
3	—	—
PE	—	—

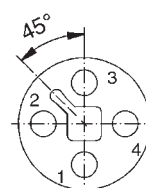
M12x1 T-coded



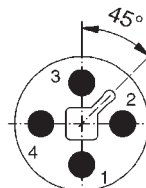
Female connector
3-pos.



Male connector
3-pos.



Female connector
4-pos.




Male connector
4-pos.

Pin	3-pos. T-coded	4-pos. T-coded
1	—	—
2	—	—
3	—	—
4	—	—

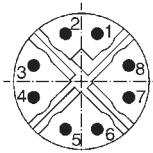
TECHNICAL INFORMATION

Pin and contact assignments

M12x1 X-coded

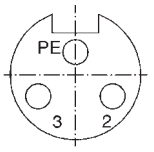


Female connector
8-pos.

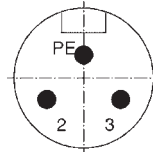


Male connector
8-pos.

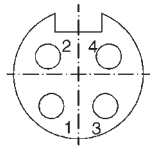
7/8"



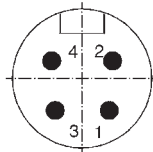
Female connector
2-pos.+PE



Male connector
2-pos.+PE

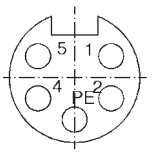


Female connector
4-pos.

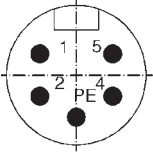


Male connector
4-pos.

Pin	2-pos.+PE	4-pos.
PE		—
1	—	
2		
3		
4		



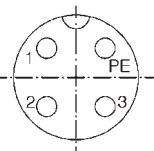
Female connector
4-pos.+PE



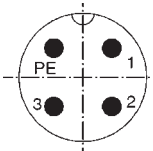
Male connector
4-pos.+PE

Pin	4-pos.+PE
1	
2	
PE2	
4	
5	

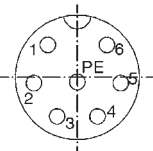
Rund24



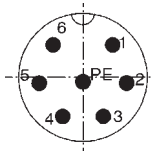
Female connector
3-pos.+PE



Male connector
3-pos.+PE



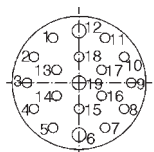
Female connector
6-pos.+PE



Male connector
6-pos.+PE

Pin	3-pos.+PE	6-pos.+PE
1		
2		
3		
4	—	
5	—	
6	—	
PE		

M23



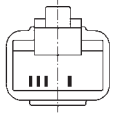
Female connector

Pin	16.8+3	16+3
1	—	
2	—	
3		
4		
5		
6		
7		
8		
9	—	
10	—	
11	—	
12		
13	—	
14		
15		
16		
17	—	
18	—	
19		

TECHNICAL INFORMATION

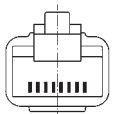
Pin and contact assignments

RJ45



1 → 8
Male connector

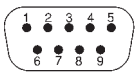
Pin	8.36-pos.
1	Yellow
2	Orange
3	White
4	White
5	White
6	Blue
7	White
8	White



1 → 8
Male connector

Pin	8.31-pos.	8.33-pos.
1	White/Orange	White/Orange
2	Orange	Orange
3	White/Green	White/Blue
4	Blue/White	White
5	White/Blue	White
6	Green/White	Blue/White
7	White/Brown	White
8	Brown	White

D-SUB



Male connector

Pin	9-pos.
1	White
2	White
3	Red (PDP B)
4	White
5	Data ground
6	Power supply plus
7	White
8	Green (PDP A)
9	White

TECHNICAL INFORMATION

Coding

M8x1 A-coded



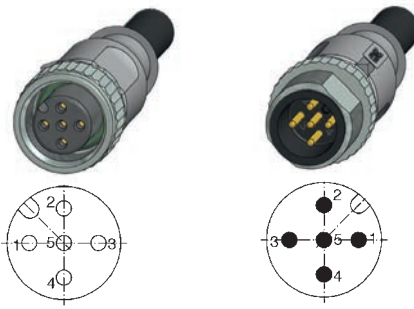
M8x1 A-coded (8-pos.)



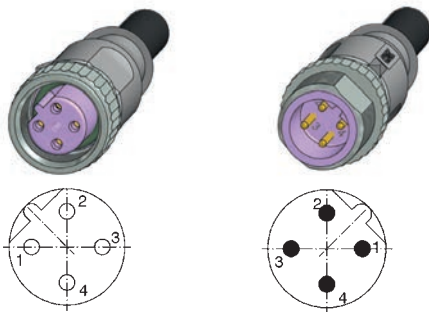
M8x1 B-coded




M12x1 A-coded




M12x1 B-coded



M12x1 C-coded



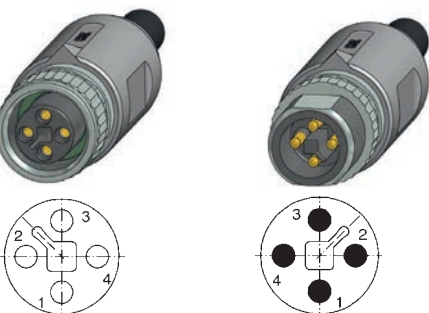
M12x1 D-coded



M12x1 S-coded



M12x1 T-coded

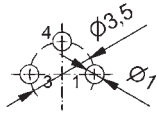


M12x1 X-coded

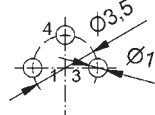


PCB-Layouts and installation space dimensions
M8x1

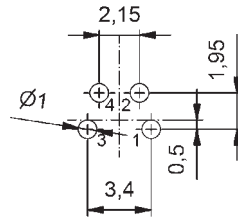
One-piece sockets, installation height 5.5 mm



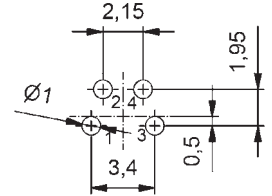
Female connector
3-pos.



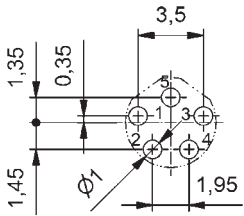
Male connector
3-pos.



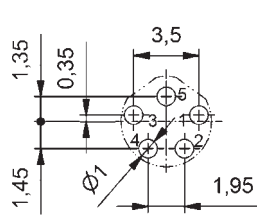
Female connector
4-pos.



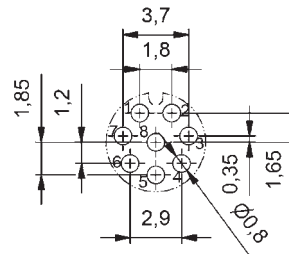
Male connector
4-pos.



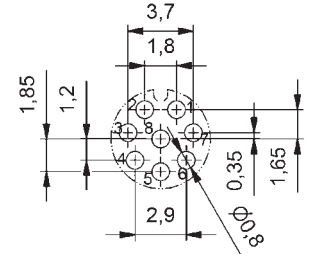
Female connector
5-pos.
B-coded



Male connector
5-pos.
B-coded



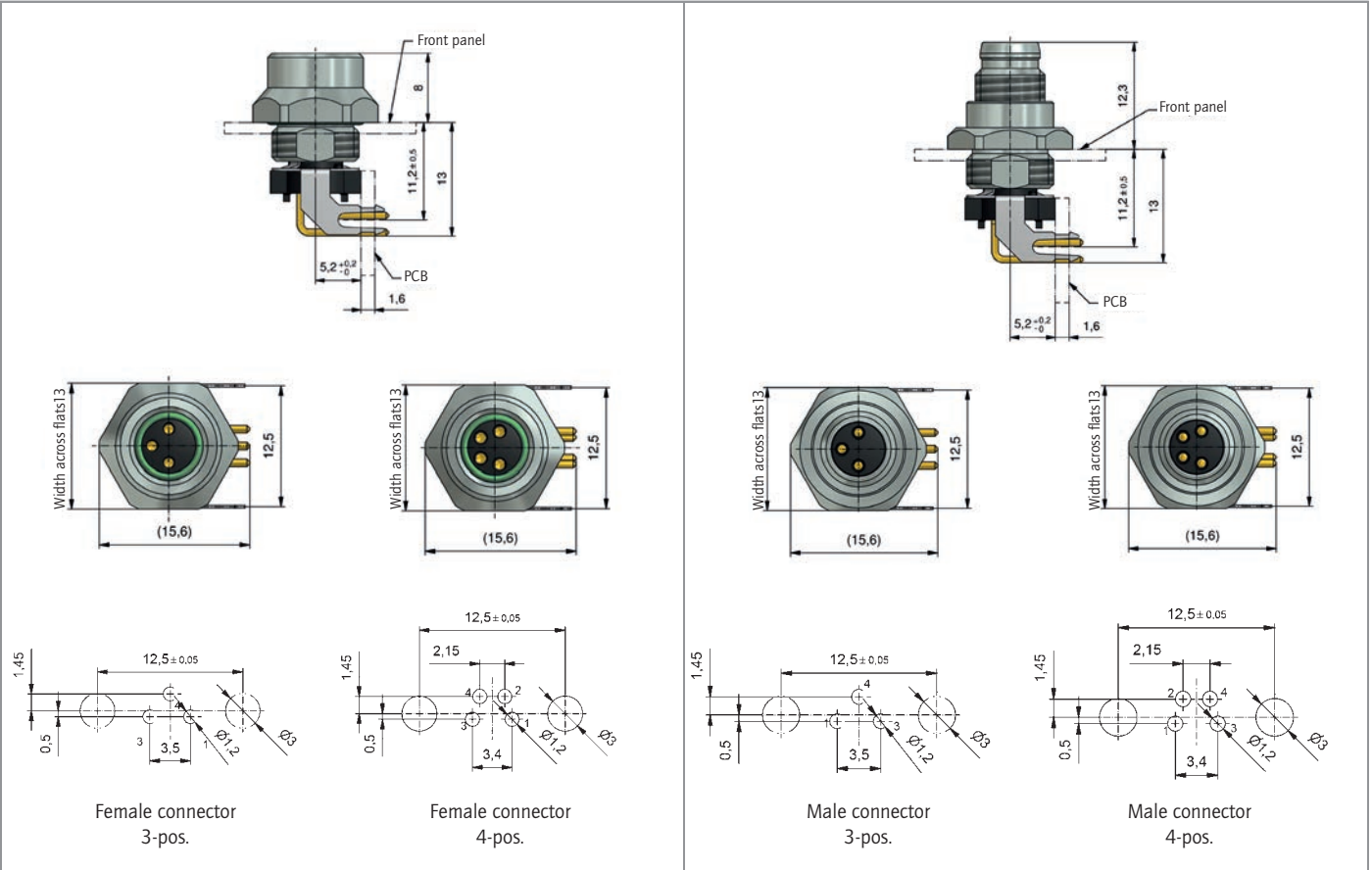
Female connector
8-pos.



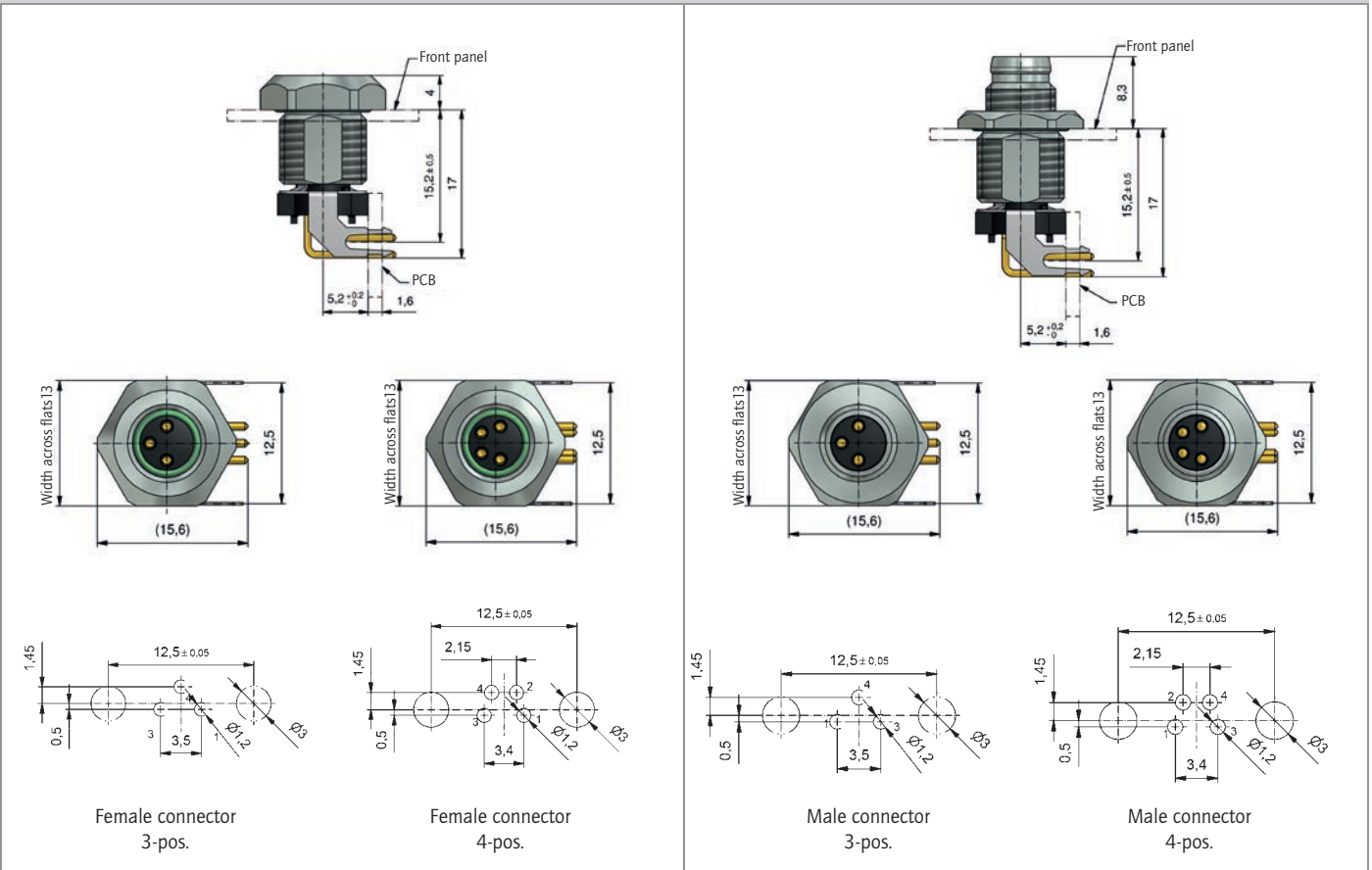
Male connector
8-pos.

PCB-Layouts and installation space dimensions
M8x1

Sockets shielded, angled, installation height 11.2 mm

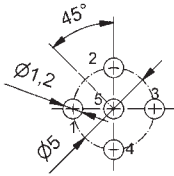


Sockets shielded, angled, installation height 15.2 mm

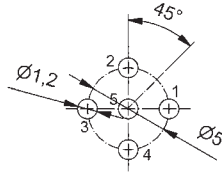


PCB-Layouts and installation space dimensions
M12x1

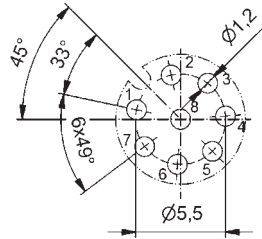
One-piece sockets, installation height 5.5 mm and 12 mm



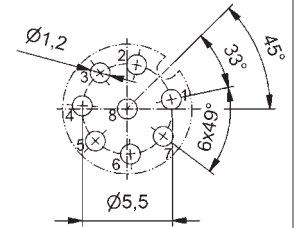
Female connector
4-5-pos.
A/B/D-coded



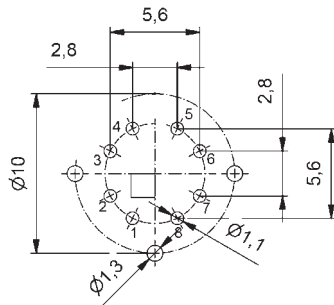
Male connector
4-5-pos.
A/B/D-coded



Female connector
8-pos.
A-coded

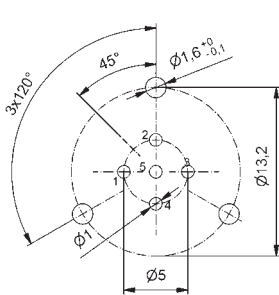


Male connector
8-pos.
A-coded

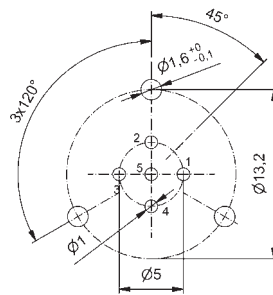


Male connector
8-pos.
X-coded

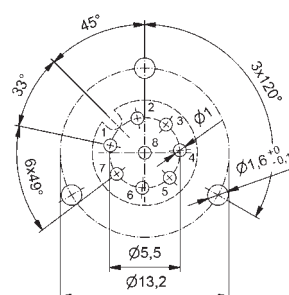
One-piece sockets with shielding, installation height 6.75 mm



Female connector
4-5-pos.
A/B/D-coded



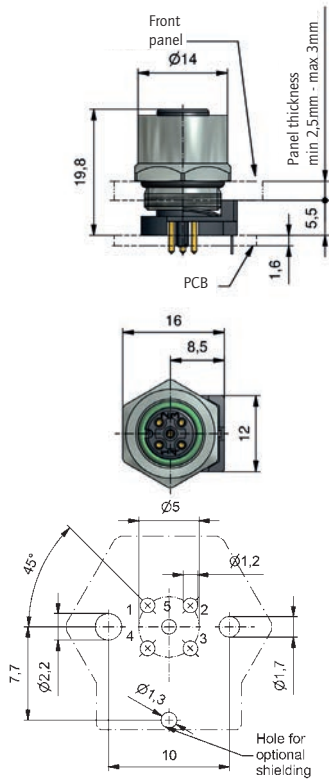
Male connector
4-5-pos.
A/B/D-coded



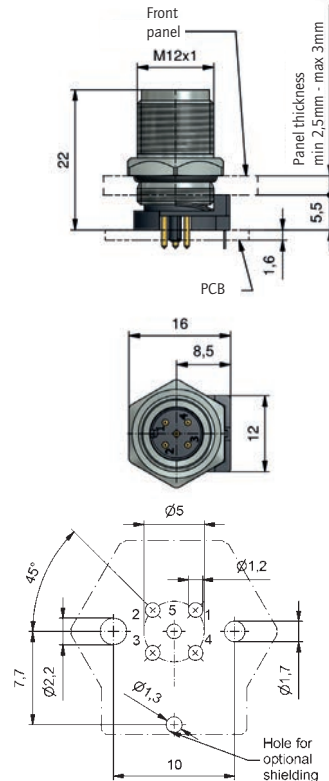
Female connector
8-pos.
A-coded

PCB-Layouts and installation space dimensions
M12x1

Two-piece sockets, installation height 5.5 mm

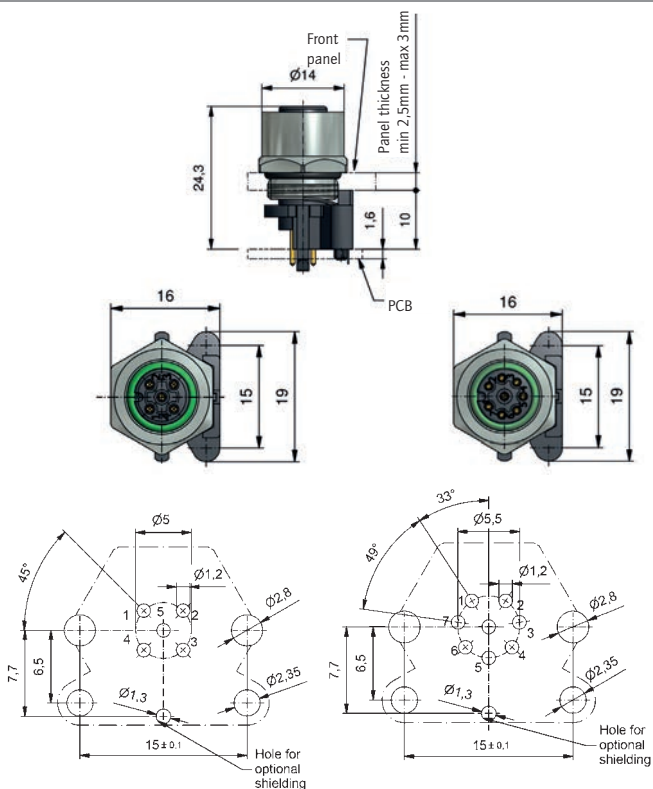


Female connector
4-5-pos.
A/B/D-coded



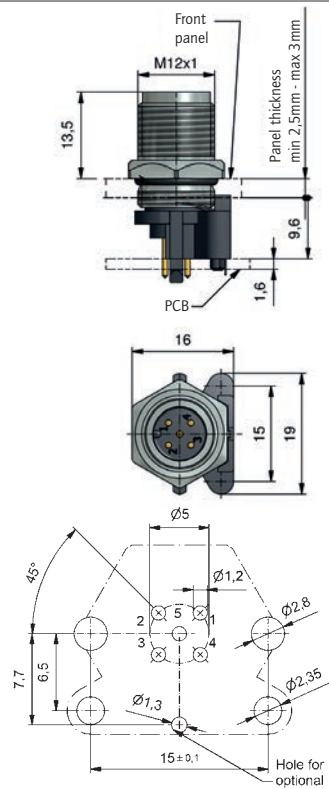
Male connector
4-5-pos.
A/B/D-coded

Two-piece sockets, installation height 10 mm



Female connector
4-5-pos.
A/B/D-coded

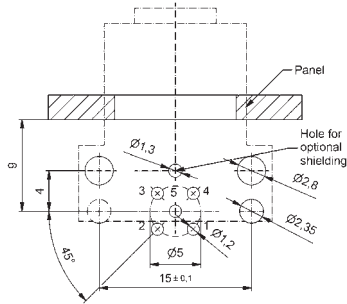
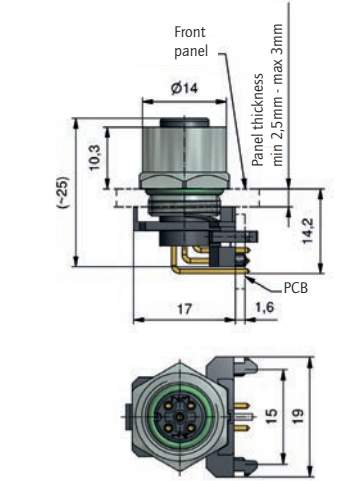
Female connector
8-pos.
A-coded



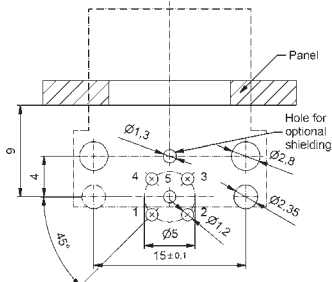
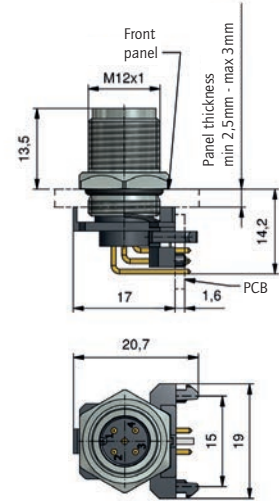
Male connector
4-5-pos.
A/B/D-coded

PCB-Layouts and installation space dimensions
M12x1

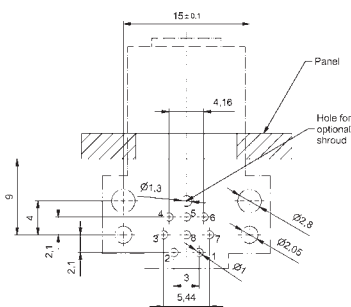
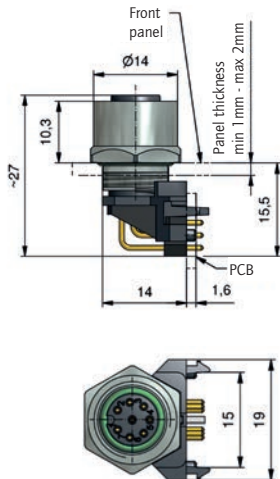
Two-piece sockets, angled



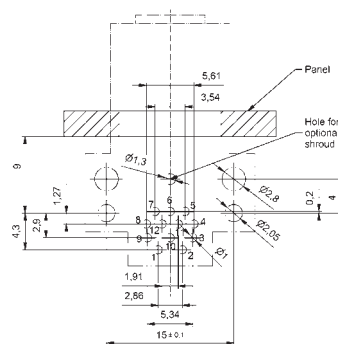
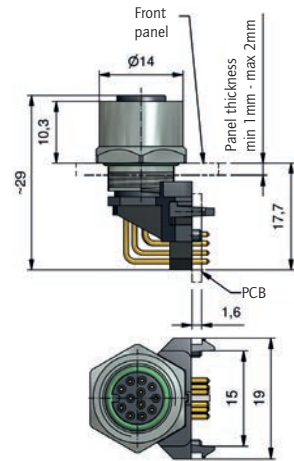
Female connector
4-5-pos.
A/B/D-coded



Male connector
4-5-pos.
A/B/C-coded



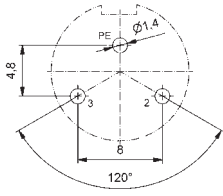
Female connector
8-pos.



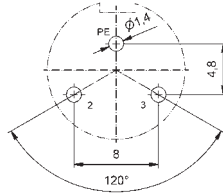
Female connector
12-pos.

PCB-Layouts and installation space dimensions
7/8"

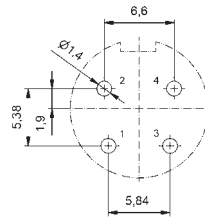
One-piece sockets



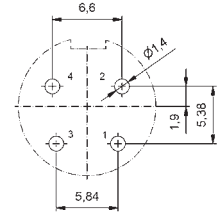
Female connector
2-pos.+PE



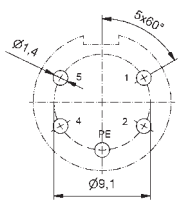
Male connector
2-pos.+PE



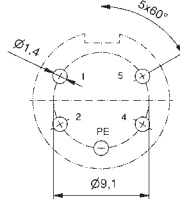
Female connector
4-pos.



Male connector
4-pos.

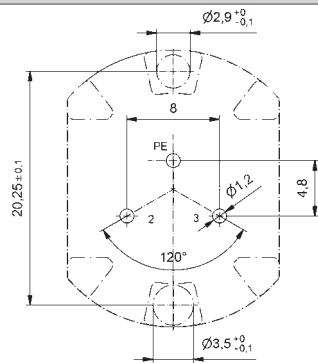


Female connector
4-pos.+PE

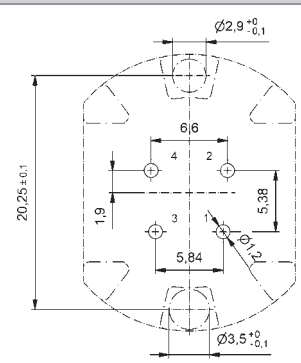


Male connector
4-pos.+PE

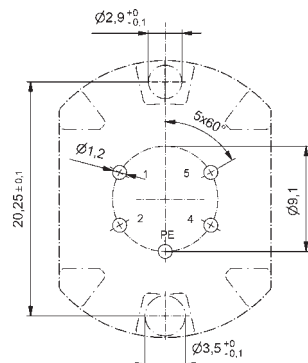
Two-piece sockets, installation height 10 mm



Male connector
2-pos.+PE



Male connector
4-pos.

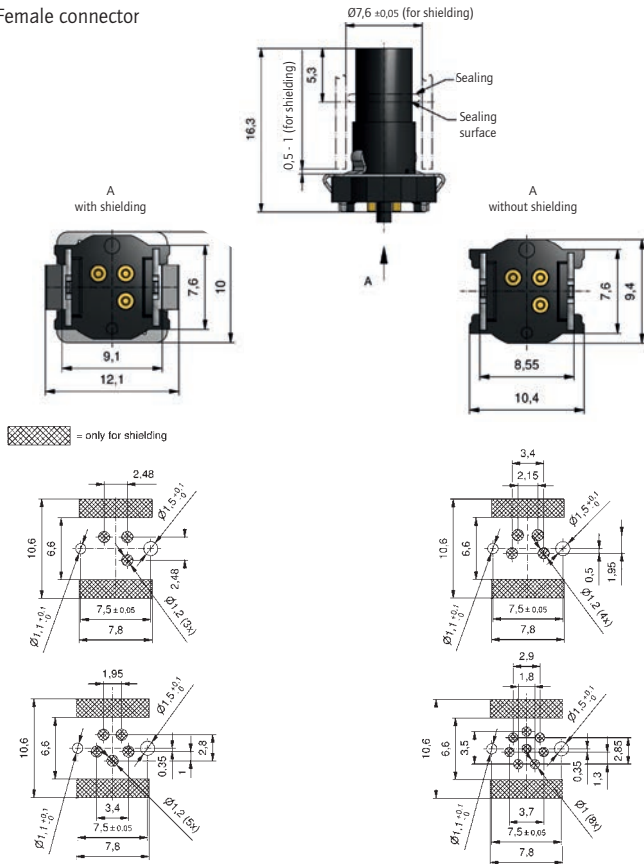


Male connector
4-pos.+PE

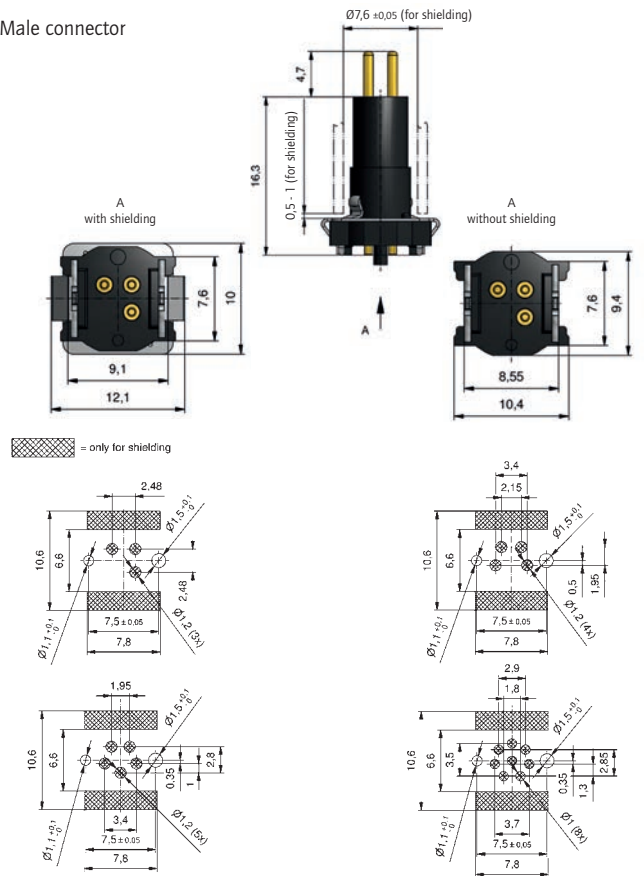
PCB-Layouts and installation space dimensions
M8x1 SMT

Insulation body with and without shielding

Female connector

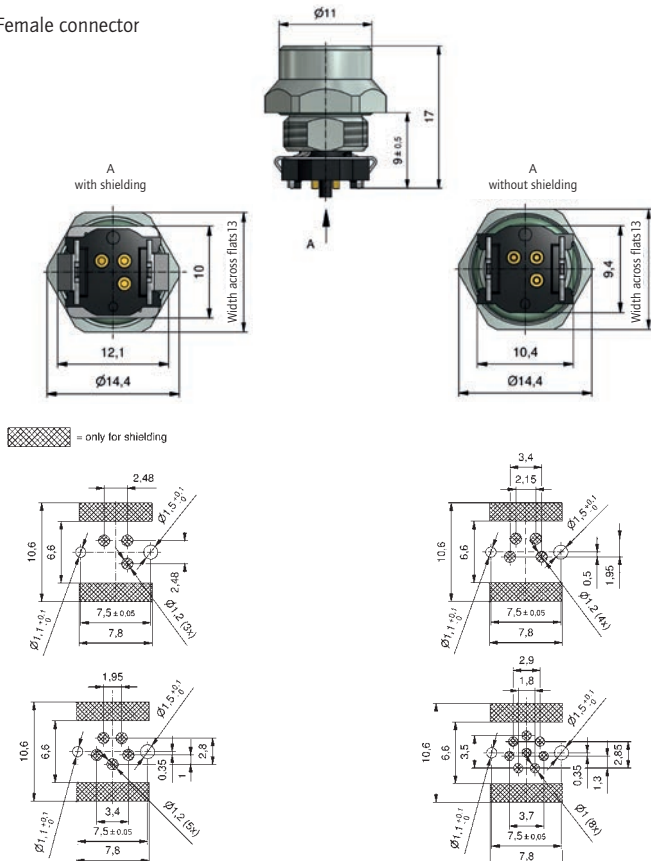


Male connector

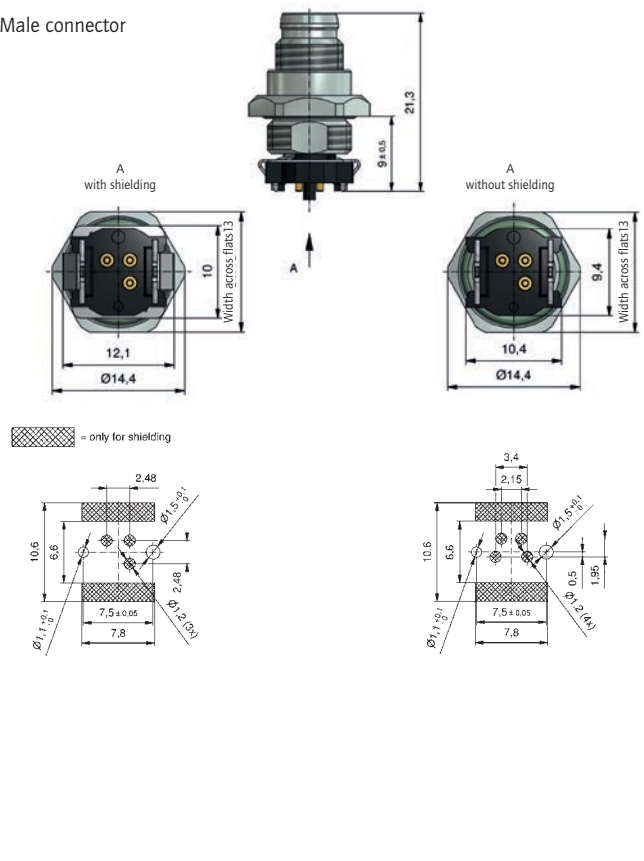


Sockets front panel mounting with and without shielding, installation height 9 mm

Female connector



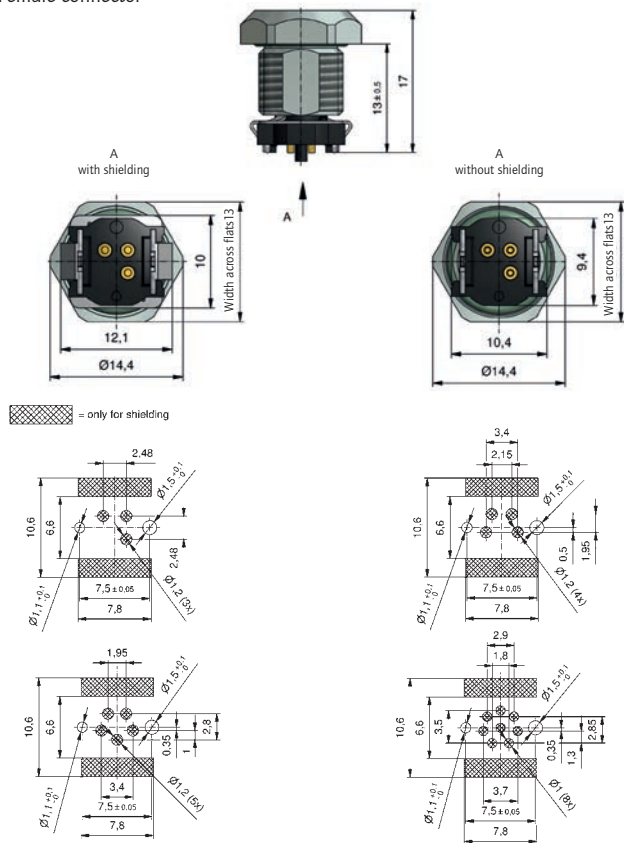
Male connector



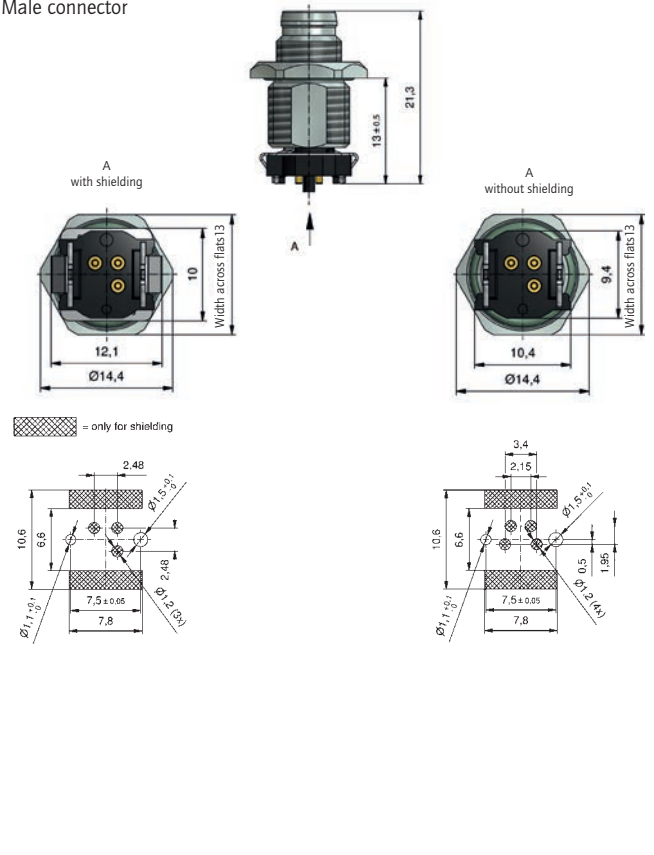
PCB-Layouts and installation space dimensions
M8x1 SMT

Sockets front panel mounting, with and without shielding, installation height 13 mm

Female connector

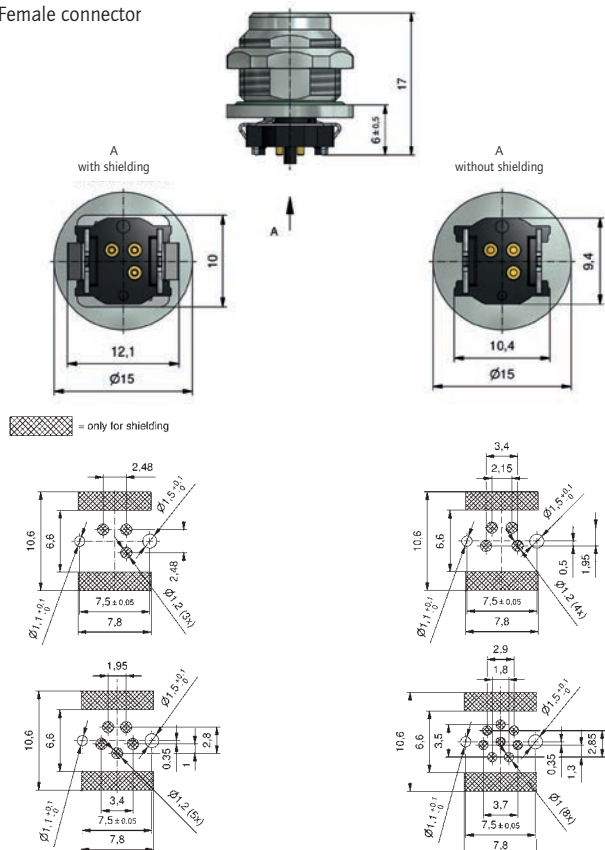


Male connector

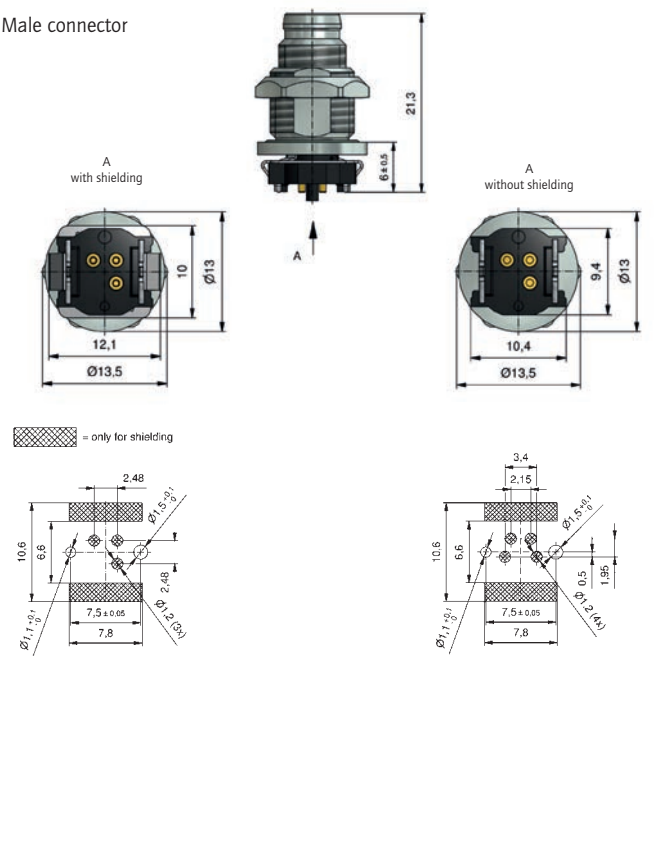


Sockets back panel mounting, with and without shielding, installation height 6 mm

Female connector



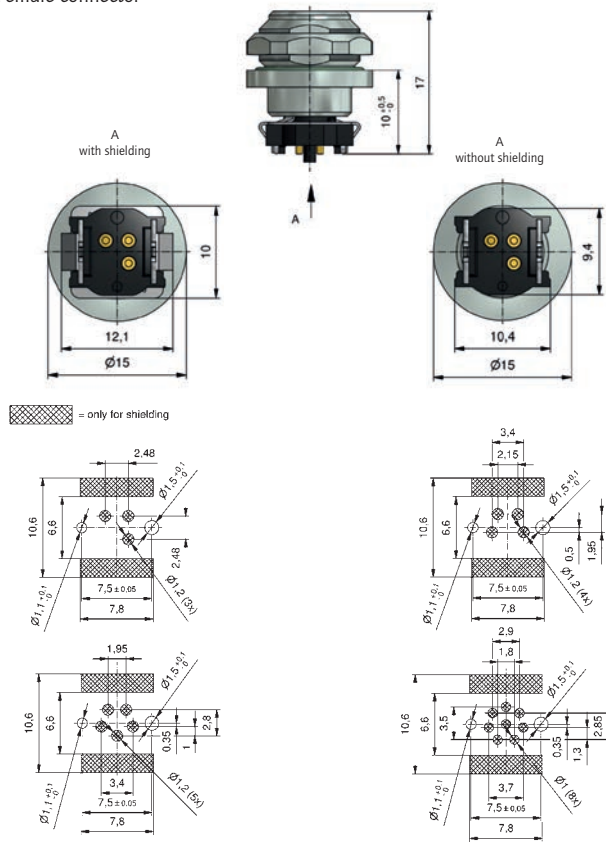
Male connector



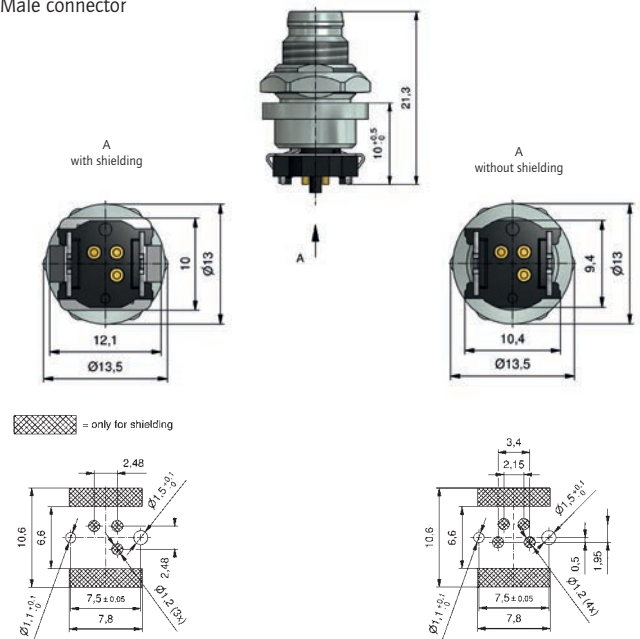
PCB-Layouts and installation space dimensions
M8x1 SMT

Sockets back panel mounting, with and without shielding, installation height 10 mm

Female connector



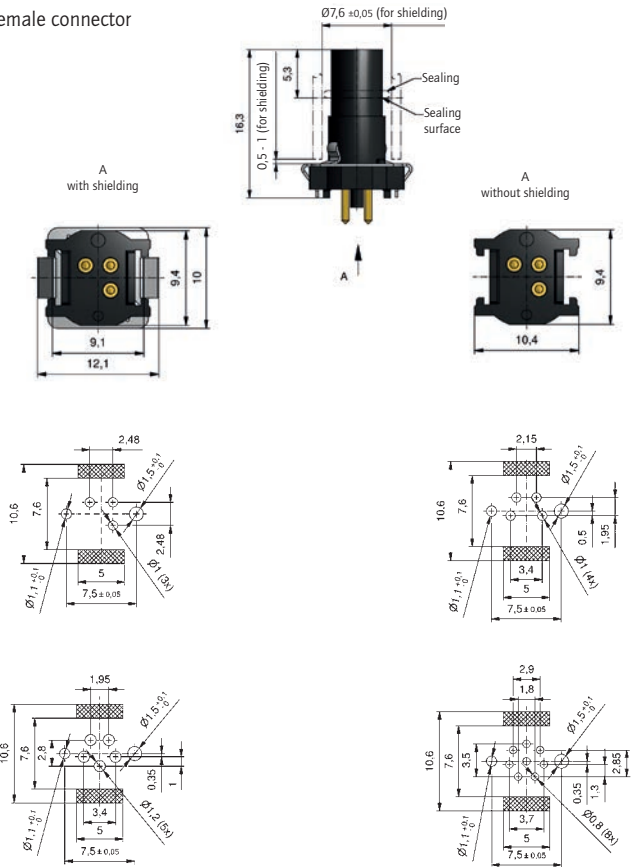
Male connector



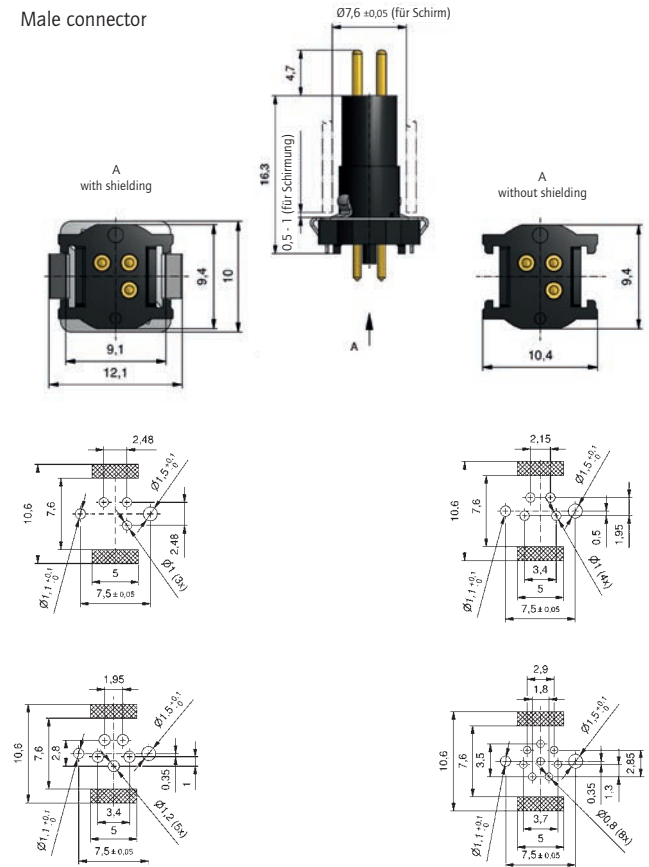
PCB-Layouts and installation space dimensions
M8x1 THR

Insulation body with and without shielding

Female connector

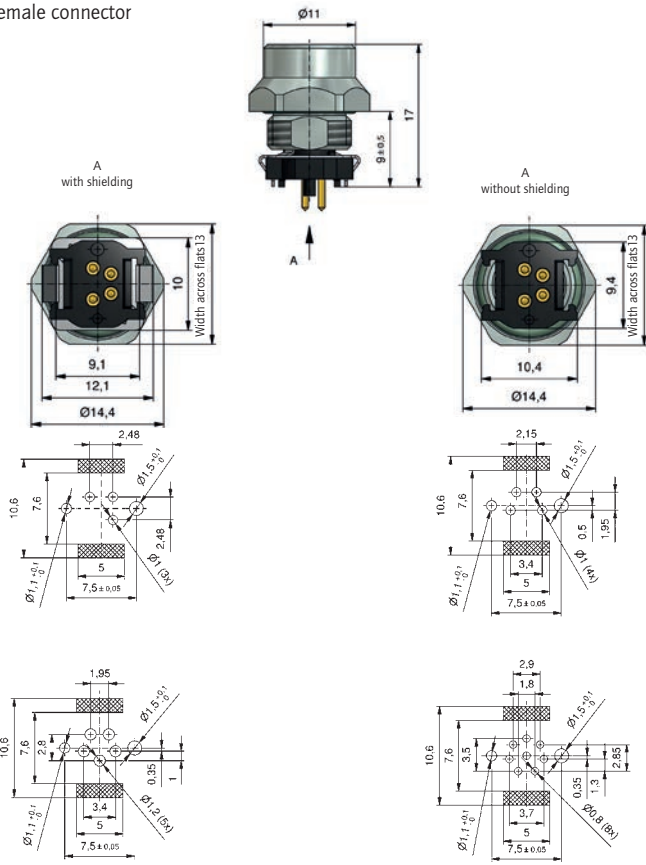


Male connector

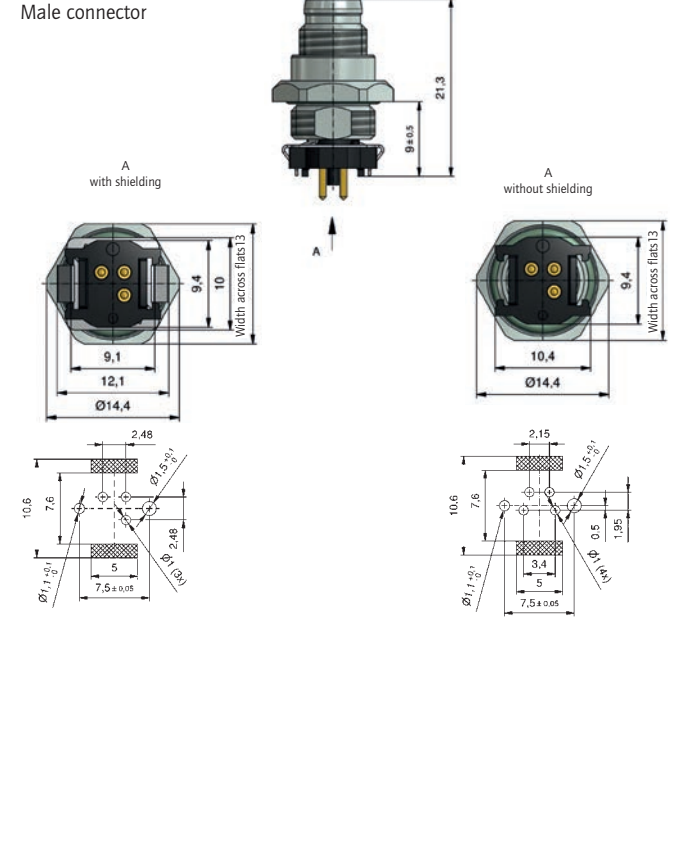


Sockets, Front panel mounting with and without shielding, installation height 9 mm

Female connector



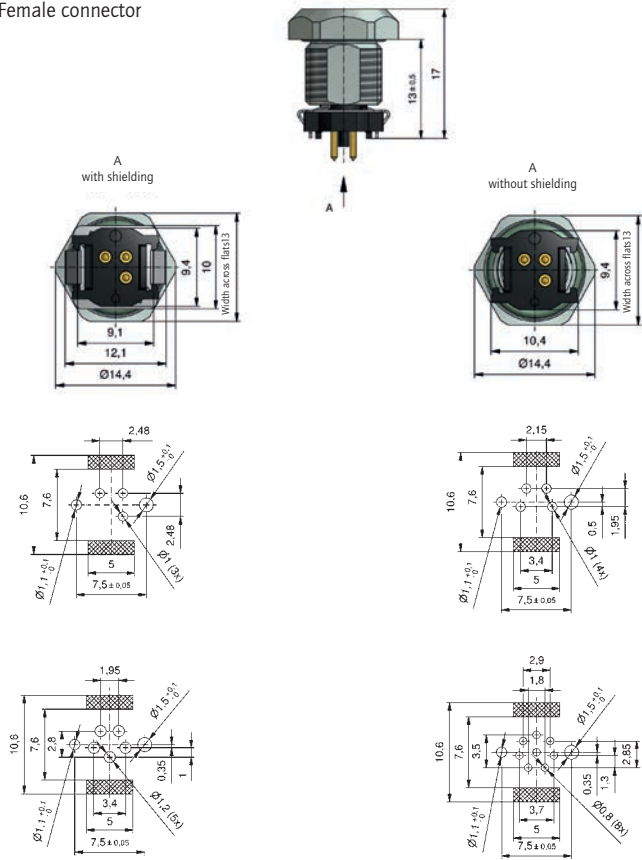
Male connector



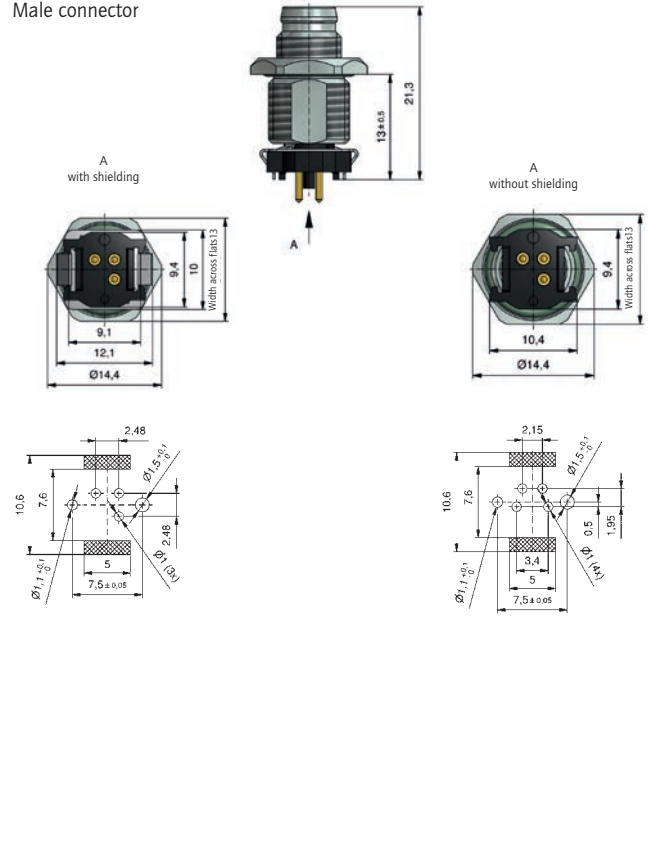
PCB-Layouts and installation space dimensions
M8x1 THR

Sockets front panel mounting with and without shielding, Installation height 13 mm

Female connector

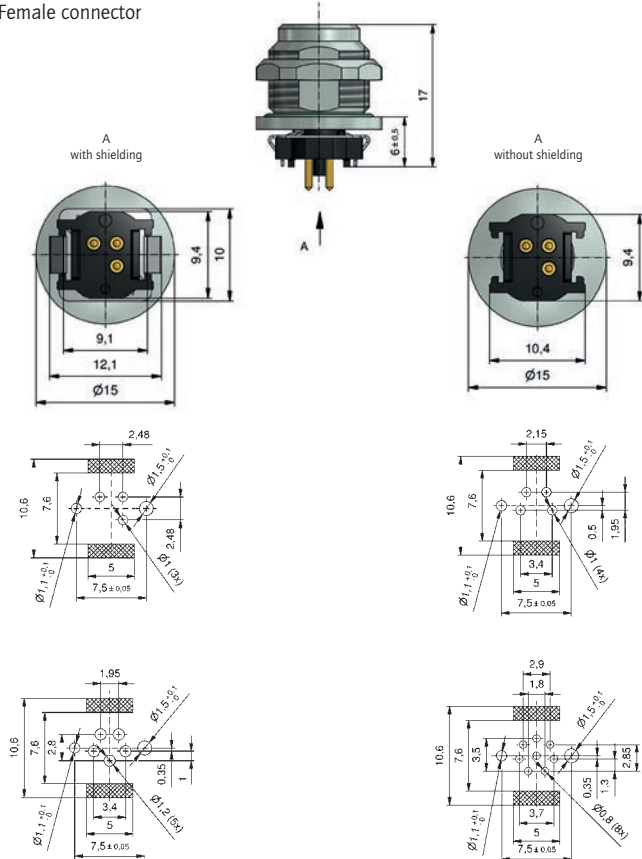


Male connector

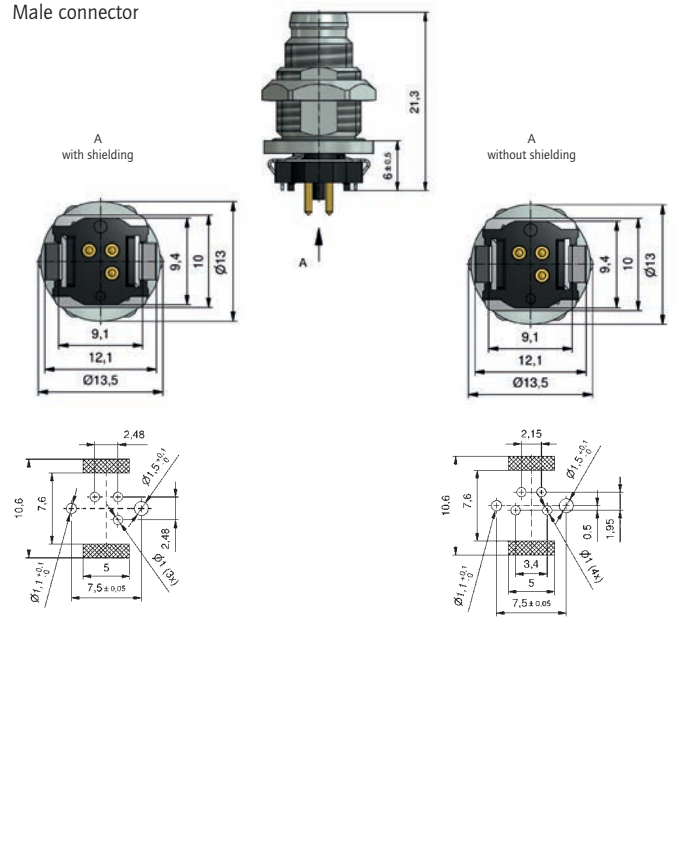


Sockets back panel mounting with and without shielding, Installation height 6 mm

Female connector



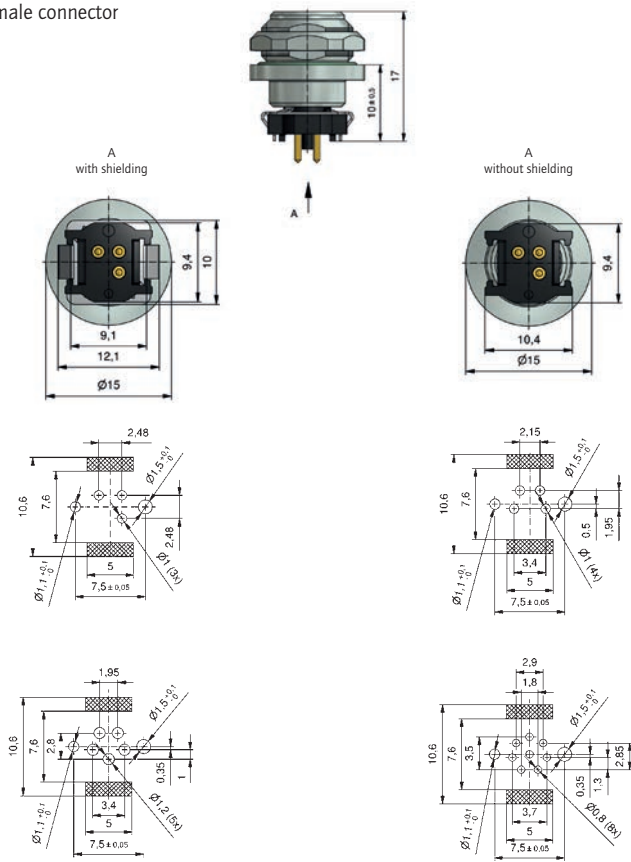
Male connector



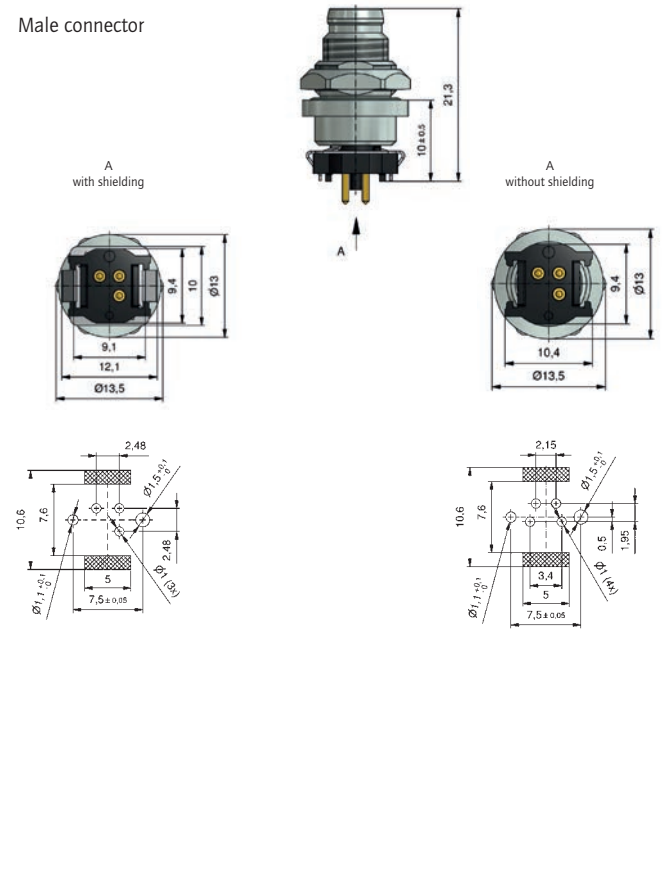
PCB-Layouts and installation space dimensions
M8x1 THR

Sockets front panel mounting with and without shielding, Installation height 10 mm

Female connector



Male connector

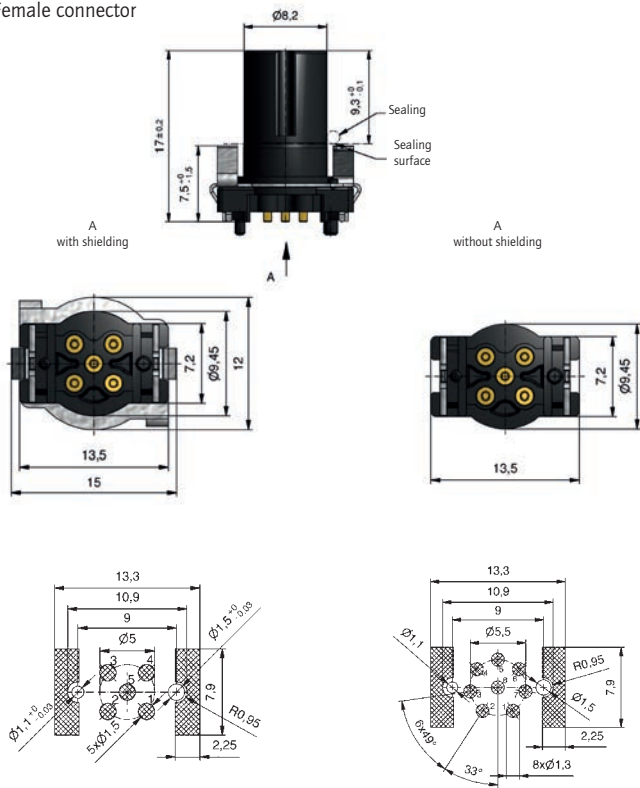


TECHNICAL INFORMATION

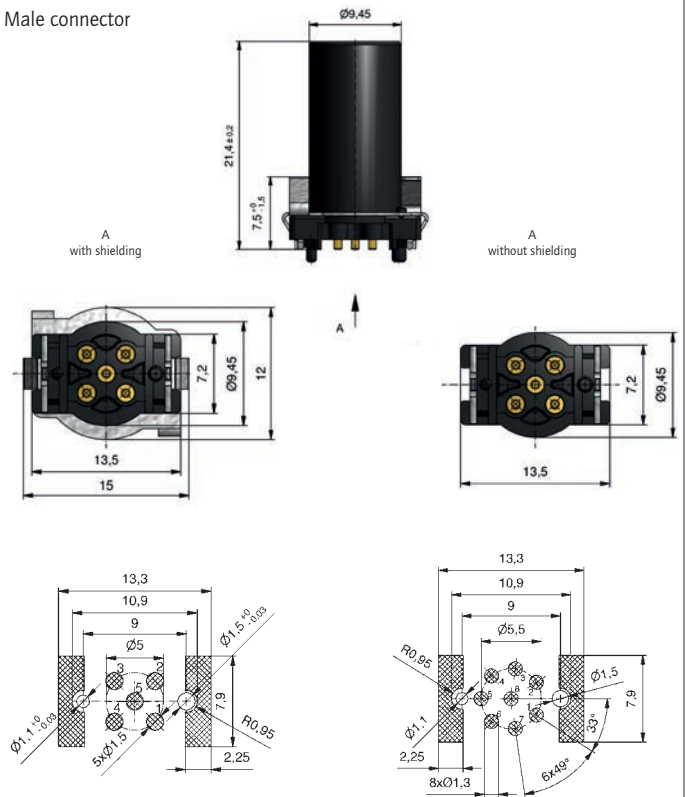
PCB-Layouts and installation space dimensions M12x1 SMT

Insulation body with and without shielding

Female connector

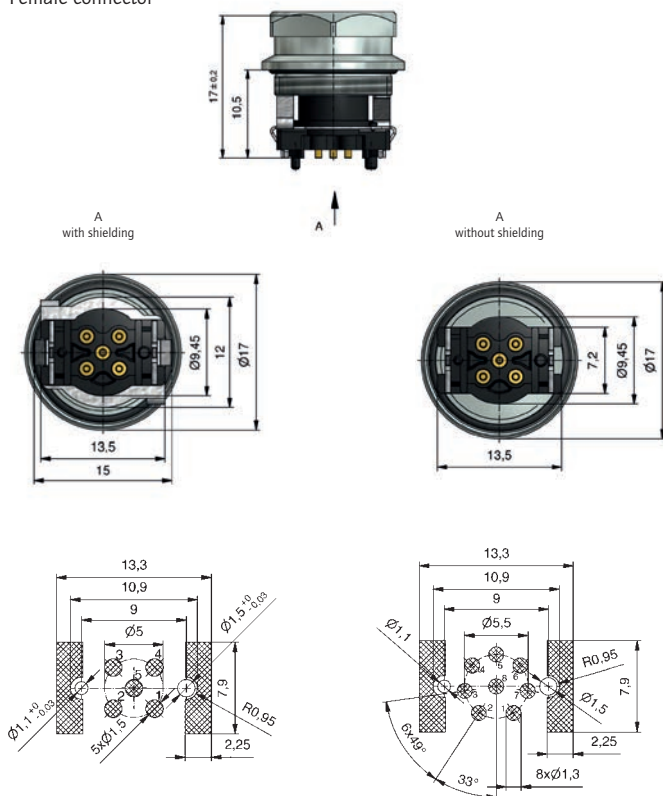


Male connector

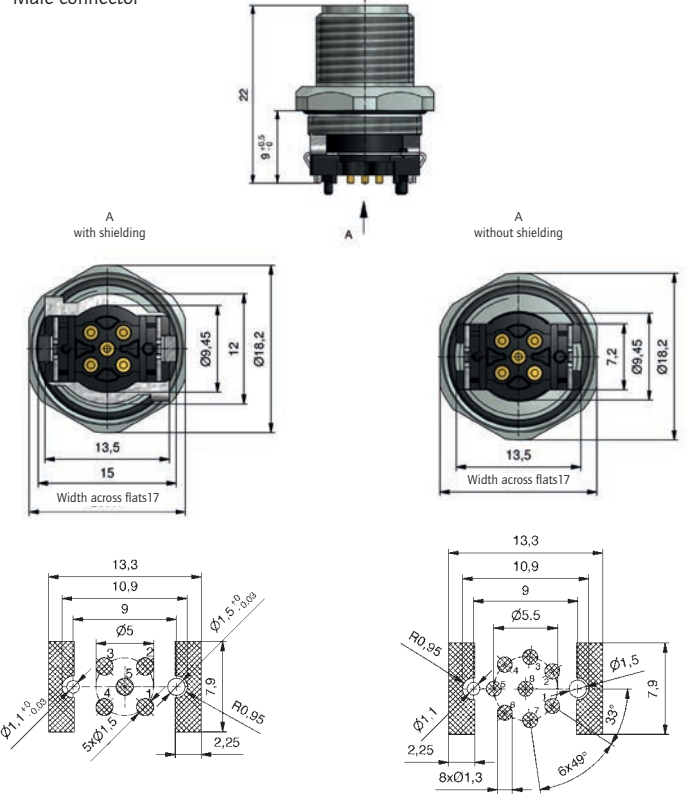


Sockets front panel mounting with and without shielding, installation height 9 mm

Female connector



Male connector

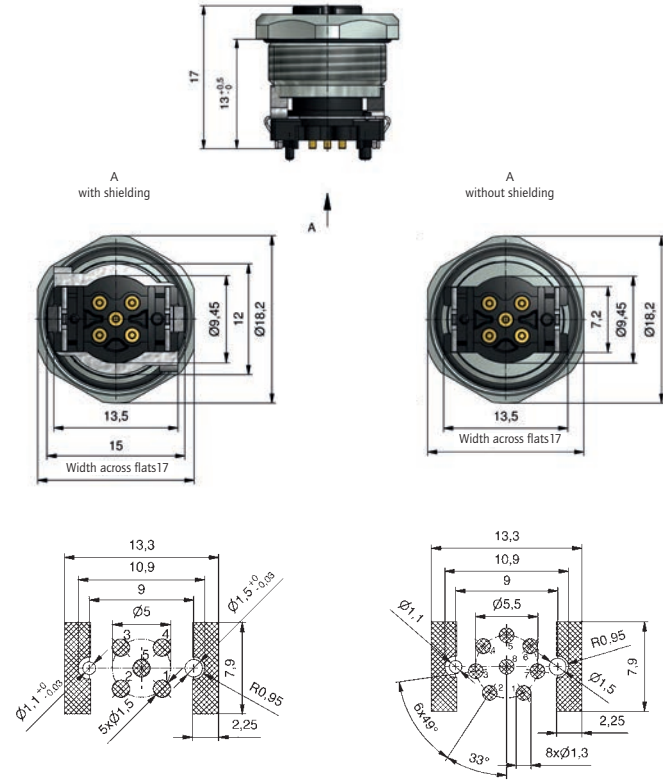


TECHNICAL INFORMATION

PCB-Layouts and installation space dimensions M12x1 SMT

Sockets back panel mounting with and without shielding, installation height 13 mm

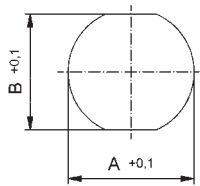
Female connector



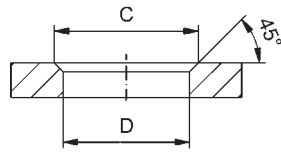
TECHNICAL INFORMATION

Panel cut out

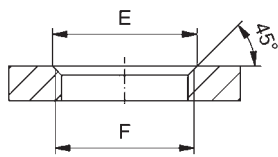
M8x1



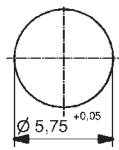
Dimension panel cut out



Dimension through hole



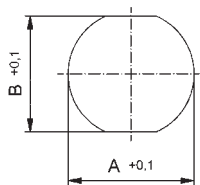
Dimension thread



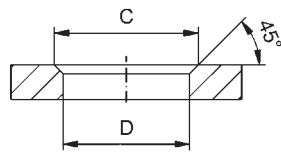
Panel plug male

Mounting thread	M8x0.5	M10x1	M12x1
Wall thickness min. [mm]	1.5	1.5	1.5
Dimension A [mm]	8.2	10.1	12.1
Dimension B [mm]	7.2	9.1	11.1
Dimension C [mm]		10.5	12.5
Dimension D [mm]		10.1 +0.1	12.1 +0.1
Dimension E [mm]		10.5	12.5
Dimension F	M8x0.5	M10x1	M12x1

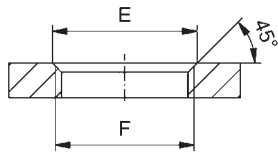
M12x1



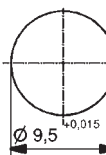
Dimension panel cut out



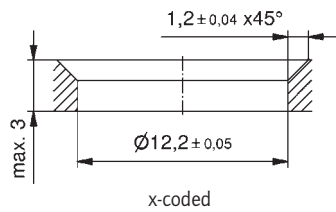
Dimension through hole



Dimension thread



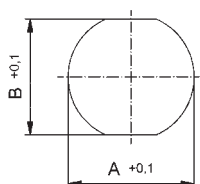
Panel plug male



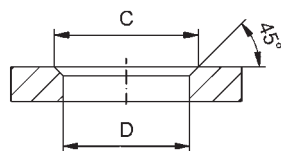
x-coded

Mounting thread	M12x1	PG9	M16x1.5
Wall thickness min. [mm]	1.5	1.5	1.5
Dimension A [mm]	12.1	15.3	16.1
Dimension B [mm]	11.1	13.5	13.5
Dimension C [mm]	12.5	16.5	16.8
Dimension D [mm]	12.1 +0.1	15.3+0.1	16.1+0.1
Dimension E [mm]	12.5	16.2	16.5
Dimension F	M12x1	PG9	M16x1.5

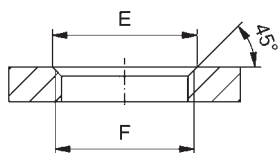
7/8"



Dimension panel cut out



Dimension through hole

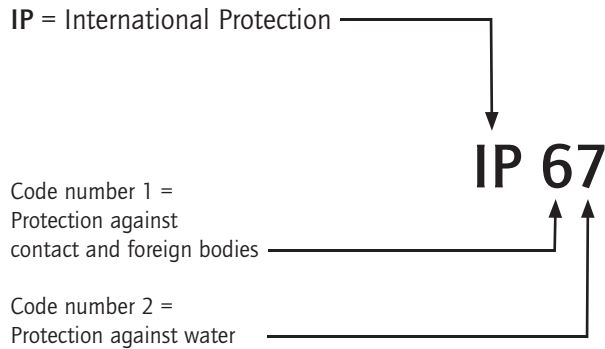


Dimension thread

Mounting thread	PG11	PG13.5
Dimension A [mm]	18.8	20.6
Dimension B [mm]	17.5	19.3
Dimension C [mm]	16.5	
Dimension D [mm]	15.3+0.1	
Dimension E [mm]	16.2	
Dimension F	PG11	PG13.5

Protection classes

Norm IEC 60529



For safety reasons, connectors have to be protected against external influences like dust, foreign objects, direct contact, moisture and water. For industrial connectors, this protection is provided by their housings with their latching devices and sealed cable entries. The protection classes are also called IP Codes. The abbreviation IP stands for "ingress protection". Standard IEC 60529 specifies and divides the degree of protection into several classes.

The protection classes refer to protection against contact and ingress of solid foreign objects and dust (indicated by the first code digit of the IP Code) as well as against damaging ingress of water (indicated by the second code digit of the IP Code)

PROTECTION CLASS OVERVIEW

First code digit	Protection against ingress of foreign objects Protection against contact	Second code digit	Protection against water	Examples
0	Not protected	0	Not protected	
1	Protection against ingress of solid foreign objects with diameters > than 50 mm Protected against access with the back of the hand	1	Protection against vertically dripping water	
2	Protection against ingress of solid foreign objects with diameters > than 12.5 mm Protected against access with a finger	2	Protection against dripping water with 15° inclination	
3	Protection against ingress of solid foreign objects with diameters > than 2.5 mm Protected against access with a tool	3	Protection against spray water inclined up to 60°	
4	Protection against ingress of solid foreign objects with diameters > than 1 mm Protected against access with a wire	4	Protection against splashing water	
5	Protected against dust in harmful quantities Complete protection against contact	5	Protection against jet water	
6	Dust-proof Complete protection against contact	6	Protection against powerful jets of water	
		7	Protection against temporary immersion (max. water depth 1 m)	
		8	Protection against constant immersion beyond 1 m An additionally indicated number stands for the maximum immersion depth in meters.	
		9K	Protection against very strong jets of water, e.g. from high-pressure steam jet cleaners for vehicles.	

Electrotechnical information

Voltage grading of connectors (insulation coordination)

Clearances and creepage distances are the base of voltage grading of connectors.

The following standard apply for this:

IEC 60664-1

Insulation coordination for equipment within low-voltage systems"

Insulation coordination comprises the selection of the electrical insulation performances of an equipment (e.g. connector), taking into account the expected use and its environment.

Explanation of some terms:

– Rated voltage

The value of voltage assigned by the manufacturer to the connector and to which operation and performance characteristics are referred.

– Rated impulse voltage

The value of an impulse withstand voltage assigned by the manufacturer to the connector characterising the specified withstand capability of its insulation against transient overvoltages.

– Clearance

The shortest distance in air between two conductive parts.

– Creepage distance

The shortest distance along the surface of the insulating material between two conductive parts.

– Pollution degree

The expected pollution around the equipment (e.g. connector) was established in the standard in four degrees:

Pollution degree 1

No pollution or only dry, non-conductive pollution occurs. The pollution has no influence.

Examples: The inside of electrical measuring instruments, electronic measuring devices.

Pollution degree 2

Only non-conductive pollution occurs. Except that occasionally a temporary conductivity caused by condensation is to be expected.

Examples: Household appliances, installation material, lamps, power supplies of office equipment.

Pollution degree 3

Conductive pollution occurs or dry non-conductive pollution occurs which becomes conductive due to condensation which is to be expected.

Examples: Electrical equipment of machine tools and processing machines, low voltage switches at machine tools.

Pollution degree 4

The pollution generates persistent conductivity caused by conductive dust or by rain or snow.

Examples: Equipment on wagon roofs and beneath wagons at electrical locomotives, rail cars, trolley busses. Equipment at electrical locomotives underground.

Additional remarks:

If connectors being defined for pollution degree 1 and overvoltage categorie 1 are applied for other conditions (higher pollution degree and higher overvoltage category), voltage levels reduce correspondingly. But the connectors can be used without any problems at reduced maximum voltages.

It has to be noted that for a connector with a degree of protection of at least IP54 the parts inside the enclosure may be dimensioned for a lower pollution degree. This also applies to mated connectors whose enclosure is ensured through the connector housing and which may only be disengaged for test and maintenance purposes.

Electrotechnical information

Voltage grading of connectors (insulation coordination)

– Overvoltage categories

The standard has divided the possible overvoltages into four categories. The three categories which relate to connectors are shortly described below:

Overvoltage category I

Equipment (e.g. connectors) intended for the use in applications or parts of installations in which no overvoltage can occur.
Examples are low voltage equipments.

Overvoltage category II

Equipment (e.g. connectors) intended for the use in installations or parts of it, in which lightning overvoltages do not need to be considered, however switching overvoltages generated by the equipment. Examples are household appliances.

Overvoltage category III

Equipment (e.g. connectors) intended for the use in installations or parts of it in which lightning overvoltages do not need to be considered, however switching overvoltages generated by the equipment, and for cases where the reliability and the availability of the equipment (e.g. connectors) or its dependent circuits are subject to special requirements. Examples are protecting means, switches and sockets.

–Material groups

For the dimensioning of the creepage distance, the tracking formation of the insulating material used by the manufacturer has to be considered. The materials are separated into three groups according to their CTI values (Comparative Tracking Index):

Material group I $600 \leq \text{CTI}$

Material group II $400 \leq \text{CTI} < 600$

Material group III $175 \leq \text{CTI} < 400$

TECHNICAL INFORMATION

Electrotechnical information

American Wire Gauges

The American Wire Gauge AWG is also found in various areas of the automation industry use .

The following table is used for the conversion of AWG Supports at in mm² .

AWG	Wire composition [mm]	Wire-Ø [mm]	Wire cross section [mm ²]
30	1 x 0.25	0.25	0.05
	7 x 0.10	0.36	0.06
28	1 x 0.32	0.32	0.08
	7 x 0.13	0.38	0.09
26	1 x 0.40	0.4	0.13
	7 x 0.16	0.48	0.14
	19 x 0.10	0.51	0.15
24	1 x 0.51	0.51	0.21
	7 x 0.20	0.61	0.22
	19 x 0.13	0.64	0.25
22	1 x 0.51	0.64	0.33
	7 x 0.20	0.76	0.34
	19 x 0.13	0.81	0.38
20	1 x 0.81	0.81	0.52
	7 x 0.32	0.97	0.56
	19 x 0.20	1.02	0.6
18	1 x 1.02	1.02	0.82
	19 x 0.25	1.27	0.93
16	19 x 0.29	1.44	1.25
14	19 x 0.36	1.8	1.93
12	19 x 0.46	2.29	3.16
10	19 x 0.40	3.1	4.65

Note: Due to different Core structure at the same AWG creates a different.


Construction and dimension for standard copper cable according IEC 60228

Wire cross section [mm ²]	Wire composition [mm]	Wire-Ø [mm]
0.09	12 x 0.10	0.5
0.14	18 x 0.10	0.5
0.25	14 x 0.16	0.7
	32 x 0.10	0.7
0.34	19 x 0.16	0.8
	42 x 0.10	0.9
0.5	7 x 0.30	1
	16 x 0.21	1.1
	28 x 0.16	1.1
0.75	7 x 0.37	1.2
	24 x 0.21	1.2
	42 x 0.16	1.3
1.0	7 x 0.43	1.4
	32 x 0.21	1.4
	56 x 0.16	1.5
1.5	7 x 0.52	1.6
	30 x 0.26	1.7
	84 x 0.16	1.8
2.5	7 x 0.67	2.2
	50 x 0.26	2.3
	140 x 0.16	2.3
4.0	7 x 0.85	2.7
	56 x 0.31	2.8
	224 x 0.16	2.9

SECTION 14

ADDITIONAL PRODUCT CATEGORIES _____





ADDITIONAL CONEC PRODUCT CATEGORIES

IP67 Power Bayonet



Details

- No. of poles: 2, 2+PE
- Receptacle male and female
- Cable connector male and female
- Degree of protection: IP67

Benefits

- Use in harsh environments
- Easy and safe locking by bayonet lock
- Cable to cable connection available
- High current carrying capability

IP67 Mini USB, USB 3.0, USB 2.0 connectors



Details


- Type: USB 3.0 Type A
- Type: USB 2.0 Type A, Mini USB Type A
- Housing: plastic, plastic metallized, zinc die-cast
- Locking: bayonet, M28
- Termination: soldering, PCB
- Adapters
- Degree of protection: IP20 (Patch), IP67

Benefits

- Use in harsh environments
- Easy and safe locking by bayonet lock
- Front- and back panel mounting
- UV resistant material for use outdoors
- USB Memory Stick 2 GB integrated into protection cap
- Light-weight versions ideal for portable devices

ADDITIONAL CONEC PRODUCT CATEGORIES

IP67 RJ45 Industrial ethernet connectors



Details

- Housing: plastic, plastic metallized, zinc die-cast
- Locking: bayonet, M28
- Termination: soldering, IDC, screw
- UTP Cat 5e, STP Cat 5e, S/STP Cat 6A
- Degree of protection: IP20 (Patch) IP67

Benefits

- Use in harsh environments
- Easy and safe locking by bayonet lock
- Front- and back panel mounting
- UV resistant material for outdoor use
- Light-weight versions
- Colored interface encoding available

IP67 Fiber optic LC-duplex



Details


- Housing: plastic, plastic metallized, zinc die-cast
- Locking: bayonet
- Single Mode, Multi Mode, APC Single Mode
- Front- and back panel mounting
- Degree of protection: IP67

Benefits

- Use in harsh environments
- Easy and safe locking by bayonet lock
- Extended temperature range
- Interference-free safe data transmission
- Cost efficiency by integrated IP67 protection

ADDITIONAL CONEC PRODUCT CATEGORIES

D-SUB Connectors standard/high density/combination



Details

- Shell: steel tin plated, brass tin plated, stainless steel
- Termination: solder pin straight/angled, press-fit straight, solder cup, wire wrap, crimp
- Quality class: up to quality class 1

Benefits

- One interface for power, RF and control signals
- Space saving
- Cost saving – all in one connectors
- Low magnetic versions
- Customer-specific solutions possible

D-SUB Filter standard/high density/combination



Details

- Shell: steel tin plated, brass tin plated
- Termination: solder pin, solder cup
- Filter type: C-Filter, LC-Filter, Pi-Filter
- High DWV

Benefits

- Filtering directly at interface
- Can be used without PCB Redesign
- Filter-adapter for retrofitting existing systems
- Up to 3-step low-pass filters
- Selective filtering
- Mixed capacities
- Low magnetic versions
- Space saving on PCB

ADDITIONAL CONEC PRODUCT CATEGORIES

IP67 D-SUB Connectors standard/ high density/combo



Details

- Shell: brass tin plated, stainless steel
- One-piece shell (Solid Body): zinc die-cast
- One-piece shell (CONEC SlimCon): zinc die-cast, small installation space requirements
- Termination: solder pin straight/angled, solder cup
- Degree of protection: IP67

Benefits

- Use in harsh environments
- Front- and back panel mounting
- Increased corrosion protection
- Precision machined contacts

IP67 D-SUB Filter standard/high density



Details

- Shell: brass tin plated
- Termination: solder pin, solder cup
- Filter type: C-Filter up to 1300 pF (D-SUB) up to 1000 pF (HD-SUB)
- Degree of protection: IP67

Benefits

- Filtering directly at interface
- Can be used without PCB Redesign
- Use in harsh environments
- Selective filtering
- Mixed capacities
- Low magnetic versions
- Space saving on PCB

ADDITIONAL CONEC PRODUCT CATEGORIES

D-SUB Hoods



Details

- Shell size: 1-5
- Shell: metal, plastic metallized, plastic
- Cable entry: straight, lateral, multiple
- CONEC SnapLock version

Benefits

- Large space for combination D-SUB
- Screw latching or slide locking
- Quick and easy locking (CONEC SnapLock)
- Touch protection of termination side
- For round and flat ribbon cables

IP67 D-SUB Hoods



Details


- Shell size: 1-5
- Shell: plastic, plastic metallized
- Degree of protection: IP67

Benefits

- Compact design
- Integrated cable gland
- Large space for combination D-SUB
- With shield connection
- UV resistant material for use outdoors
- Assembly without special tools

ADDITIONAL CONEC PRODUCT CATEGORIES


PCB Connectors



Overview

- DIN EN 60603-2
- DIN 41617
- AdvancedTCA
- Flat cable connector
- CompactPCI
- PC104/PC104

Customized Products



Many things are possible


Are you looking for application-specific solutions?

Please contact us – our expert team will support you from the product concept up to optimised serial production.

- Special interconnect solutions to customer specifications
- Prototypes and small series production batches
- Connectors with increased IP ratings for harsh environments


SECTION 15

PART NUMBERS



6658

66589



9B 75
6 5 8 9 B 76
B 77



INDEX

Numeric

Part Number	Page	Part Number	Page	Part Number	Page	Part Number	Page
17-140013	278	41-01038	69	41-01105	76	41-01171	76
17-140023	278	41-01039	69	41-01106	76	41-01172	76
17-140033	278	41-01040	75	41-01107	76	41-01173	76
17-140043	278	41-01041	75	41-01108	76	41-01174	76
17-500720	278	41-01042	75	41-01109	76	41-01175	76
17-500721	278	41-01043	75	41-01110	76	41-01176	76
17-500722	278	41-01044	75	41-01111	76	41-01177	73
17-500723	278	41-01045	75	41-01112	76	41-01178	73
17-500724	278	41-01046	75	41-01113	73	41-01179	73
17-500725	278	41-01047	75	41-01114	73	41-01180	73
17-500726	278	41-01048	72	41-01115	73	41-01181	73
17-500727	278	41-01049	72	41-01116	73	41-01182	73
36-000200	344	41-01050	72	41-01117	73	41-01183	73
36-000210	344	41-01051	72	41-01118	73	41-01184	73
36-000220	344	41-01052	72	41-01119	73	41-01185	79
36-000230	344	41-01053	72	41-01120	73	41-01186	79
36-000240	344	41-01054	72	41-01121	79	41-01187	79
36-000250	344	41-01055	72	41-01122	79	41-01188	79
36-000270	344	41-01056	78	41-01123	79	41-01189	79
36-000320	344	41-01057	78	41-01124	79	41-01190	79
36-000370	344	41-01058	78	41-01125	79	41-01191	79
36-000470	344	41-01059	78	41-01126	79	41-01192	79
41-00001	111	41-01060	78	41-01127	79	41-01193	81
41-00002	111	41-01061	78	41-01128	79	41-01194	81
41-00003	111	41-01062	78	41-01129	70	41-01195	81
41-00004	111	41-01063	78	41-01130	70	41-01196	81
41-00005	111	41-01064	69	41-01131	70	41-01197	81
41-00006	111	41-01065	69	41-01132	70	41-01198	81
41-01000	69	41-01066	69	41-01133	70	41-01199	81
41-01001	69	41-01067	69	41-01134	70	41-01200	81
41-01002	69	41-01068	69	41-01135	70	41-01201	84
41-01003	69	41-01069	69	41-01136	70	41-01202	84
41-01004	69	41-01070	69	41-01137	76	41-01203	84
41-01005	69	41-01071	69	41-01138	76	41-01204	84
41-01006	69	41-01072	75	41-01139	76	41-01205	84
41-01007	69	41-01073	75	41-01140	76	41-01206	84
41-01008	75	41-01074	75	41-01141	76	41-01207	84
41-01009	75	41-01075	75	41-01142	76	41-01208	84
41-01010	75	41-01076	75	41-01143	76	41-01209	81
41-01011	75	41-01077	75	41-01144	76	41-01210	81
41-01012	75	41-01078	75	41-01145	73	41-01211	81
41-01013	75	41-01079	75	41-01146	73	41-01212	81
41-01014	75	41-01080	72	41-01147	73	41-01213	81
41-01015	75	41-01081	72	41-01148	73	41-01214	81
41-01016	72	41-01082	72	41-01149	73	41-01215	81
41-01017	72	41-01083	72	41-01150	73	41-01216	81
41-01018	72	41-01084	72	41-01151	73	41-01217	84
41-01019	72	41-01085	72	41-01152	73	41-01218	84
41-01020	72	41-01086	72	41-01153	79	41-01219	84
41-01021	72	41-01087	72	41-01154	79	41-01220	84
41-01022	72	41-01088	78	41-01155	79	41-01221	84
41-01023	72	41-01089	78	41-01156	79	41-01222	84
41-01024	78	41-01090	78	41-01157	79	41-01223	84
41-01025	78	41-01091	78	41-01158	79	41-01224	84
41-01026	78	41-01092	78	41-01159	79	41-01225	81
41-01027	78	41-01093	78	41-01160	79	41-01226	81
41-01028	78	41-01094	78	41-01161	70	41-01227	81
41-01029	78	41-01095	78	41-01162	70	41-01228	81
41-01030	78	41-01097	70	41-01163	70	41-01229	81
41-01031	78	41-01098	70	41-01164	70	41-01230	81
41-01032	69	41-01099	70	41-01165	70	41-01231	81
41-01033	69	41-01100	70	41-01166	70	41-01232	81
41-01034	69	41-01101	70	41-01167	70	41-01233	84
41-01035	69	41-01102	70	41-01168	70	41-01234	84
41-01036	69	41-01103	70	41-01169	76	41-01235	84
41-01037	69	41-01104	70	41-01170	76	41-01236	84

INDEX

Numeric

Part Number	Page	Part Number	Page	Part Number	Page	Part Number	Page
41-01237	84	41-01634	71	41-01700	86	41-40044	137
41-01238	84	41-01635	71	41-01701	86	41-40045	137
41-01239	84	41-01636	77	41-01702	86	41-40046	137
41-01240	84	41-01637	77	41-01703	86	41-40047	137
41-01241	82	41-01638	77	41-01704	86	41-40048	154
41-01242	82	41-01639	77	41-01705	86	41-40049	154
41-01243	82	41-01640	77	41-01706	86	41-40050	154
41-01244	82	41-01641	77	41-01707	86	41-40115	136
41-01245	82	41-01642	77	41-01708	83	41-40116	136
41-01246	82	41-01643	77	41-01709	83	41-40117	136
41-01247	82	41-01644	74	41-01710	83	41-40118	136
41-01248	82	41-01645	74	41-01711	83	41-40119	136
41-01249	85	41-01646	74	41-01712	83	41-40120	136
41-01250	85	41-01647	74	41-01713	83	41-40121	136
41-01251	85	41-01648	74	41-01714	83	41-40122	136
41-01252	85	41-01649	74	41-01715	83	41-40123	153
41-01253	85	41-01650	74	41-01716	86	41-40124	153
41-01254	85	41-01651	74	41-01717	86	41-50000	113
41-01255	85	41-01652	80	41-01718	86	41-50001	113
41-01256	85	41-01653	80	41-01719	86	41-50002	113
41-01257	82	41-01654	80	41-01720	86	41-50003	113
41-01258	82	41-01655	80	41-01721	86	41-51000	87
41-01259	82	41-01656	80	41-01722	86	41-51001	87
41-01260	82	41-01657	80	41-01723	86	41-51002	87
41-01261	82	41-01658	80	41-30001	321	41-51003	87
41-01262	82	41-01659	80	41-30002	321	41-51004	87
41-01263	82	41-01660	71	41-40000	134	41-51005	87
41-01264	82	41-01661	71	41-40001	134	41-51006	87
41-01265	85	41-01662	71	41-40002	134	41-51007	87
41-01266	85	41-01663	71	41-40003	153	41-51008	87
41-01267	85	41-01664	71	41-40004	153	41-51009	87
41-01268	85	41-01665	71	41-40005	153	41-51010	87
41-01269	85	41-01666	71	41-40006	134	41-51011	87
41-01270	85	41-01667	71	41-40007	134	41-51012	87
41-01271	85	41-01668	77	41-40008	134	41-51013	87
41-01272	85	41-01669	77	41-40009	135	41-51014	87
41-01273	82	41-01670	77	41-40010	135	41-51015	87
41-01274	82	41-01671	77	41-40011	135	41-90000	112
41-01275	82	41-01672	77	41-40012	153	41-90001	112
41-01276	82	41-01673	77	41-40013	153	41-90002	112
41-01277	82	41-01674	77	41-40014	153	41-90003	112
41-01278	82	41-01675	77	41-40015	135	41-90004	112
41-01279	82	41-01676	74	41-40016	135	41-90005	112
41-01280	82	41-01677	74	41-40017	135	41-90006	112
41-01281	85	41-01678	74	41-40018	137	42-00001	103
41-01282	85	41-01679	74	41-40019	137	42-00002	102
41-01283	85	41-01680	74	41-40020	137	42-00003	103
41-01284	85	41-01681	74	41-40021	137	42-00004	102
41-01285	85	41-01682	74	41-40022	137	42-00005	103
41-01286	85	41-01683	74	41-40023	137	42-00006	102
41-01287	85	41-01684	80	41-40024	134	42-00007	103
41-01288	85	41-01685	80	41-40025	134	42-00008	102
41-01304	297	41-01686	80	41-40026	134	42-00009	103
41-01382	297	41-01687	80	41-40027	297	42-00010	102
41-01383	297	41-01688	80	41-40029	345	42-00011	103
41-01384	297	41-01689	80	41-40030	134	42-00012	102
41-01476	347	41-01690	80	41-40031	134	42-00025	103
41-01477	347	41-01691	80	41-40032	134	42-00026	102
41-01478	347	41-01692	83	41-40033	135	42-00027	103
41-01479	347	41-01693	83	41-40034	135	42-00028	102
41-01628	71	41-01694	83	41-40035	135	42-00033	104
41-01629	71	41-01695	83	41-40036	345	42-00034	104
41-01630	71	41-01696	83	41-40039	135	42-00035	104
41-01631	71	41-01697	83	41-40040	135	42-00036	104
41-01632	71	41-01698	83	41-40041	135	42-01000	120
41-01633	71	41-01699	83	41-40042	137	42-01001	120

INDEX

Numeric

Part Number	Page	Part Number	Page	Part Number	Page	Part Number	Page
42-01002	180	42-01222TR	160	42-01255TR	163	42-01304TR	169
42-01003	180	42-01223	160	42-01256	164	42-01305	166
42-01004	180	42-01223TR	160	42-01256TR	164	42-01305TR	166
42-01005	180	42-01224	160	42-01257	161	42-01306	167
42-01006	180	42-01224TR	160	42-01257TR	161	42-01306TR	167
42-01007	180	42-01225	160	42-01258	162	42-01307	168
42-01008	180	42-01225TR	160	42-01258TR	162	42-01307TR	168
42-01009	180	42-01226	160	42-01259	163	42-01308	169
42-01010	181	42-01226TR	160	42-01259TR	163	42-01308TR	169
42-01011	181	42-01227	160	42-01260	164	42-01309	166
42-01012	181	42-01227TR	160	42-01260TR	164	42-01309TR	166
42-01013	181	42-01228	160	42-01261	161	42-01310	167
42-01014	181	42-01228TR	160	42-01261TR	161	42-01310TR	167
42-01015	181	42-01229	161	42-01262	162	42-01311	168
42-01016	181	42-01229TR	161	42-01262TR	162	42-01311TR	168
42-01017	181	42-01230	162	42-01263	163	42-01312	169
42-01018	227	42-01230TR	162	42-01263TR	163	42-01312TR	169
42-01019	227	42-01231	163	42-01264	164	42-01313	166
42-01032	120	42-01231TR	163	42-01264TR	164	42-01313TR	166
42-01033	120	42-01232	164	42-01265	161	42-01314	167
42-01034	138	42-01232TR	164	42-01265TR	161	42-01314TR	167
42-01035	138	42-01233	161	42-01266	162	42-01315	168
42-01038	182	42-01233TR	161	42-01266TR	162	42-01315TR	168
42-01046	345	42-01234	162	42-01267	163	42-01316	169
42-01052	275	42-01234TR	162	42-01267TR	163	42-01316TR	169
42-01069	120	42-01235	163	42-01268	164	42-01317	166
42-01070	120	42-01235TR	163	42-01268TR	164	42-01317TR	166
42-01082	345	42-01236	164	42-01277	161	42-01318	167
42-01099	182	42-01236TR	164	42-01277TR	161	42-01318TR	167
42-01102	138	42-01237	161	42-01278	162	42-01319	168
42-01107	139	42-01237TR	161	42-01278TR	162	42-01319TR	168
42-01108	139	42-01238	162	42-01279	163	42-01320	169
42-01114	139	42-01238TR	162	42-01279TR	163	42-01320TR	169
42-01143	139	42-01239	163	42-01280	164	42-01321	166
42-01144	139	42-01239TR	163	42-01280TR	164	42-01321TR	166
42-01145	139	42-01240	164	42-01281	161	42-01322	167
42-01146	139	42-01240TR	164	42-01281TR	161	42-01322TR	167
42-01147	138	42-01241	161	42-01282	162	42-01323	168
42-01148	138	42-01241TR	161	42-01282TR	162	42-01323TR	168
42-01149	138	42-01242	162	42-01283	163	42-01324	169
42-01150	138	42-01242TR	162	42-01283TR	163	42-01324TR	169
42-01162	139	42-01243	163	42-01284	164	42-01325	166
42-01163	139	42-01243TR	163	42-01284TR	164	42-01325TR	166
42-01164	120	42-01244	164	42-01293	166	42-01326	167
42-01165	120	42-01244TR	164	42-01293TR	166	42-01326TR	167
42-01166	138	42-01245	161	42-01294	167	42-01327	168
42-01167	138	42-01245TR	161	42-01294TR	167	42-01327TR	168
42-01213	160	42-01246	162	42-01295	168	42-01328	169
42-01213TR	160	42-01246TR	162	42-01295TR	168	42-01328TR	169
42-01214	160	42-01247	163	42-01296	169	42-01329	166
42-01214TR	160	42-01247TR	163	42-01296TR	169	42-01329TR	166
42-01215	160	42-01248	164	42-01297	166	42-01330	167
42-01215TR	160	42-01248TR	164	42-01297TR	166	42-01330TR	167
42-01216	160	42-01249	161	42-01298	167	42-01331	168
42-01216TR	160	42-01249TR	161	42-01298TR	167	42-01331TR	168
42-01217	160	42-01250	162	42-01299	168	42-01332	169
42-01217TR	160	42-01250TR	162	42-01299TR	168	42-01332TR	169
42-01218	160	42-01251	163	42-01300	169	42-01341	166
42-01218TR	160	42-01251TR	163	42-01300TR	169	42-01341TR	166
42-01219	160	42-01252	164	42-01301	166	42-01342	167
42-01219TR	160	42-01252TR	164	42-01301TR	166	42-01342TR	167
42-01220	160	42-01253	161	42-01302	167	42-01343	168
42-01220TR	160	42-01253TR	161	42-01302TR	167	42-01343TR	168
42-01221	160	42-01254	162	42-01303	168	42-01344	169
42-01221TR	160	42-01254TR	162	42-01303TR	168	42-01344TR	169
42-01222	160	42-01255	163	42-01304	169	42-01345	166

INDEX

Numeric

Part Number	Page	Part Number	Page	Part Number	Page	Part Number	Page
42-01345TR	166	42-01404TR	165	42-10035	16	42-10101	18
42-01346	167	42-01417	121	42-10036	16	42-10102	18
42-01346TR	167	42-01418	121	42-10037	16	42-10103	18
42-01347	168	42-01419	140	42-10038	16	42-10104	27
42-01347TR	168	42-01420	140	42-10039	16	42-10105	27
42-01348	169	42-01421	122	42-10040	23	42-10106	27
42-01348TR	169	42-01422	122	42-10041	23	42-10107	27
42-01357	121	42-01423	141	42-10042	23	42-10108	27
42-01358	121	42-01424	141	42-10043	23	42-10109	27
42-01359	140	42-01425	121	42-10044	23	42-10110	27
42-01360	140	42-01426	121	42-10045	23	42-10111	27
42-01361	122	42-01427	140	42-10046	23	42-10112	21
42-01362	122	42-01428	140	42-10047	23	42-10113	21
42-01363	141	42-01429	122	42-10048	20	42-10114	21
42-01364	141	42-01430	122	42-10049	20	42-10115	21
42-01365	121	42-01431	141	42-10050	20	42-10116	21
42-01366	121	42-01432	141	42-10051	20	42-10117	21
42-01367	140	42-01481	170	42-10052	20	42-10118	21
42-01368	140	42-01482	170	42-10053	20	42-10119	21
42-01369	122	42-01483	170	42-10054	20	42-10120	30
42-01370	122	42-01484	170	42-10055	20	42-10121	30
42-01371	141	42-01485	171	42-10056	29	42-10122	30
42-01372	141	42-01486	171	42-10057	29	42-10123	30
42-01373	121	42-01487	171	42-10058	29	42-10124	30
42-01374	121	42-01488	171	42-10059	29	42-10125	30
42-01375	140	42-01508	345	42-10060	29	42-10126	30
42-01376	140	42-01508	171	42-10061	29	42-10127	30
42-01379	141	42-05102	308	42-10062	29	42-10141	31
42-01380	141	42-05103	308	42-10063	29	42-10142	31
42-01383	141	42-05104	308	42-10064	18	42-10143	31
42-01384	141	42-05105	308	42-10065	18	42-10144	31
42-01385	121	42-10000	16	42-10066	18	42-10145	31
42-01386	121	42-10001	16	42-10067	18	42-10146	31
42-01387	140	42-10002	16	42-10068	18	42-10147	31
42-01388	140	42-10003	16	42-10069	18	42-10148	31
42-01389	165	42-10004	16	42-10070	18	42-10149	37
42-01389TR	165	42-10005	16	42-10071	18	42-10150	37
42-01390	165	42-10006	16	42-10072	27	42-10151	37
42-01390TR	165	42-10007	16	42-10073	27	42-10152	37
42-01391	165	42-10008	23	42-10074	27	42-10153	37
42-01391TR	165	42-10009	23	42-10075	27	42-10154	37
42-01392	165	42-10010	23	42-10076	27	42-10155	37
42-01392TR	165	42-10011	23	42-10077	27	42-10156	37
42-01393	165	42-10012	23	42-10078	27	42-10157	31
42-01393TR	165	42-10013	23	42-10079	27	42-10158	31
42-01394	165	42-10014	23	42-10080	21	42-10159	31
42-01394TR	165	42-10015	23	42-10081	21	42-10160	31
42-01395	165	42-10016	20	42-10082	21	42-10161	31
42-01395TR	165	42-10017	20	42-10083	21	42-10162	31
42-01396	165	42-10018	20	42-10084	21	42-10163	31
42-01396TR	165	42-10019	20	42-10085	21	42-10164	31
42-01397	165	42-10020	20	42-10086	21	42-10165	37
42-01397TR	165	42-10021	20	42-10087	21	42-10166	37
42-01398	165	42-10022	20	42-10088	30	42-10167	37
42-01398TR	165	42-10023	20	42-10089	30	42-10168	37
42-01399	165	42-10024	29	42-10090	30	42-10169	37
42-01399TR	165	42-10025	29	42-10091	30	42-10170	37
42-01400	165	42-10026	29	42-10092	30	42-10171	37
42-01400TR	165	42-10027	29	42-10093	30	42-10172	37
42-01401	165	42-10028	29	42-10094	30	42-10173	36
42-01401TR	165	42-10029	29	42-10095	30	42-10174	36
42-01402	165	42-10030	29	42-10096	18	42-10175	36
42-01402TR	165	42-10031	29	42-10097	18	42-10176	36
42-01403	165	42-10032	16	42-10098	18	42-10177	36
42-01403TR	165	42-10033	16	42-10099	18	42-10178	36
42-01404	165	42-10034	16	42-10100	18	42-10179	36

INDEX

Numeric

Part Number	Page	Part Number	Page	Part Number	Page	Part Number	Page
42-10180	36	42-10493	224	42-10846	38	42-11117	25
42-10181	37	42-10494	224	42-10847	38	42-11118	25
42-10182	37	42-10495	224	42-10848	38	42-11119	25
42-10183	37	42-10496	224	42-10849	38	42-11120	23
42-10184	37	42-10497	224	42-10850	38	42-11121	23
42-10185	37	42-10498	224	42-10851	38	42-11122	23
42-10186	37	42-10499	224	42-10852	38	42-11123	23
42-10187	37	42-10500	223	42-10853	38	42-11124	25
42-10188	37	42-10501	223	42-10854	38	42-11125	25
42-10189	36	42-10502	223	42-10855	38	42-11126	25
42-10190	36	42-10503	223	42-10856	38	42-11127	25
42-10191	36	42-10504	223	42-10857	38	42-11128	31
42-10192	36	42-10505	223	42-10858	38	42-11129	31
42-10193	36	42-10506	223	42-10859	39	42-11130	31
42-10194	36	42-10507	223	42-10860	39	42-11131	31
42-10195	36	42-10531	25	42-10861	39	42-11132	34
42-10196	36	42-10532	25	42-10862	39	42-11133	34
42-10197	37	42-10746	25	42-10863	39	42-11134	34
42-10198	37	42-10747	25	42-10864	39	42-11135	34
42-10199	37	42-10748	25	42-10865	39	42-11136	34
42-10200	37	42-10749	25	42-10866	39	42-11137	34
42-10201	37	42-10750	25	42-10867	39	42-11138	34
42-10202	37	42-10751	25	42-10868	39	42-11139	34
42-10203	37	42-10760	25	42-10869	39	42-11141	31
42-10204	37	42-10761	25	42-10870	39	42-11142	31
42-10452	22	42-10762	25	42-10871	39	42-11143	31
42-10453	22	42-10763	25	42-10872	39	42-11144	31
42-10454	22	42-10764	25	42-10873	39	42-11175	16
42-10455	22	42-10765	25	42-10874	39	42-11176	16
42-10456	22	42-10766	25	42-10875	40	42-11177	16
42-10457	22	42-10767	25	42-10876	40	42-11178	16
42-10458	22	42-10811	34	42-10877	40	42-11179	23
42-10459	22	42-10812	34	42-10878	40	42-11180	23
42-10460	22	42-10813	34	42-10879	40	42-11181	23
42-10461	22	42-10814	34	42-10880	40	42-11182	23
42-10462	22	42-10815	34	42-10881	40	42-11183	31
42-10463	22	42-10816	34	42-10882	40	42-11184	31
42-10464	22	42-10817	34	42-10883	40	42-11185	31
42-10465	22	42-10818	34	42-10884	40	42-11186	31
42-10466	22	42-10819	34	42-10885	40	42-11187	28
42-10467	22	42-10820	34	42-10886	40	42-11188	28
42-10468	222	42-10821	34	42-10887	40	42-11189	28
42-10469	222	42-10822	34	42-10888	40	42-11190	28
42-10470	222	42-10823	34	42-10889	40	42-11191	28
42-10471	222	42-10824	34	42-10890	40	42-11192	28
42-10472	222	42-10825	34	42-11096	16	42-11193	28
42-10473	222	42-10826	34	42-11097	16	42-11194	28
42-10474	222	42-10827	33	42-11098	16	42-11195	28
42-10475	222	42-10828	33	42-11099	16	42-11196	28
42-10476	224	42-10829	33	42-11100	18	42-11197	28
42-10477	224	42-10830	33	42-11101	18	42-11198	28
42-10478	224	42-10831	33	42-11102	18	42-11199	28
42-10479	224	42-10832	33	42-11103	18	42-11200	28
42-10480	224	42-10833	33	42-11104	16	42-11201	28
42-10481	224	42-10834	33	42-11105	16	42-11202	28
42-10482	224	42-10835	33	42-11106	16	42-11203	33
42-10483	224	42-10836	33	42-11107	16	42-11204	33
42-10484	222	42-10837	33	42-11108	18	42-11205	33
42-10485	222	42-10838	33	42-11109	18	42-11206	33
42-10486	222	42-10839	33	42-11110	18	42-11207	33
42-10487	222	42-10840	33	42-11111	18	42-11208	33
42-10488	222	42-10841	33	42-11112	23	42-11209	33
42-10489	222	42-10842	33	42-11113	23	42-11210	33
42-10490	222	42-10843	38	42-11114	23	42-11226	16
42-10491	222	42-10844	38	42-11115	23	42-11227	16
42-10492	224	42-10845	38	42-11116	25	42-11228	16

INDEX

Numeric

Part Number	Page	Part Number	Page	Part Number	Page	Part Number	Page
42-11229	16	42-12187	38	42-12273	17	42-13078	35
42-11230	23	42-12188	38	42-12274	24	42-13079	35
42-11231	23	42-12189	38	42-12275	24	42-13080	35
42-11232	23	42-12190	38	42-12276	24	42-13081	35
42-11233	23	42-12191	38	42-12277	24	42-13082	35
42-11234	31	42-12192	38	42-12278	24	42-13083	35
42-11235	31	42-12193	38	42-12279	24	42-13084	35
42-11236	31	42-12194	39	42-12280	24	42-13085	35
42-11237	31	42-12195	39	42-12281	24	42-13086	35
42-11656	20	42-12196	39	42-12351	38	42-13137	274
42-11748	20	42-12197	39	42-12352	38	42-13138	274
42-11749	20	42-12198	39	42-12353	38	42-13139	274
42-11750	20	42-12199	39	42-12354	38	42-13140	275
42-11751	20	42-12200	39	42-12362	274	42-13141	275
42-11752	20	42-12201	39	42-12412	40	42-13142	275
42-11753	20	42-12202	40	42-12413	40	42-13143	275
42-11754	20	42-12203	40	42-12414	40	42-13160	225
42-11772	346	42-12204	40	42-12415	40	42-13198	225
42-11773	346	42-12205	40	42-12417	39	42-13199	225
42-11774	346	42-12206	40	42-12418	39	42-13200	225
42-11775	346	42-12207	40	42-12419	39	42-13201	225
42-11776	311	42-12208	40	42-12420	39	42-13202	225
42-11777	311	42-12209	40	42-13010	225	42-13203	225
42-11778	311	42-12226	17	42-13031	16	42-13204	225
42-11779	311	42-12227	17	42-13032	16	42-13205	225
42-11780	311	42-12228	17	42-13033	16	42-13206	225
42-11781	311	42-12229	17	42-13034	16	42-13207	225
42-11782	311	42-12230	17	42-13035	23	42-13208	225
42-11783	311	42-12231	17	42-13036	23	42-13209	225
42-11784	311	42-12232	17	42-13037	23	42-13210	225
42-11785	311	42-12233	17	42-13038	23	42-13211	225
42-11786	311	42-12234	24	42-13043	19	42-13212	226
42-11787	311	42-12235	24	42-13044	19	42-13213	226
42-11788	311	42-12236	24	42-13045	19	42-13214	226
42-11789	311	42-12237	24	42-13046	19	42-13215	226
42-11790	311	42-12238	24	42-13047	19	42-13216	226
42-11791	311	42-12239	24	42-13048	19	42-13217	226
42-11792	312	42-12240	24	42-13049	19	42-13218	226
42-11793	312	42-12241	24	42-13050	19	42-13219	226
42-11794	312	42-12242	32	42-13051	19	42-13316	279
42-11795	312	42-12243	32	42-13052	19	42-13317	279
42-11796	312	42-12244	32	42-13053	19	42-13339	35
42-11797	312	42-12245	32	42-13054	19	42-13340	35
42-11798	312	42-12246	32	42-13055	19	42-13341	35
42-11799	312	42-12247	32	42-13056	19	42-13342	35
42-11800	312	42-12248	32	42-13057	19	43-00092	105
42-11801	312	42-12249	32	42-13058	19	43-00094	105
42-11802	312	42-12250	32	42-13059	26	43-00096	106
42-11803	312	42-12251	32	42-13060	26	43-00098	106
42-11804	312	42-12252	32	42-13061	26	43-00100	107
42-11805	312	42-12253	32	42-13062	26	43-00102	107
42-11806	312	42-12254	32	42-13063	26	43-00104	108
42-11807	312	42-12255	32	42-13064	26	43-00106	108
42-12173	28	42-12256	32	42-13065	26	43-00113	109
42-12174	28	42-12257	32	42-13066	26	43-00114	109
42-12175	28	42-12258	275	42-13067	26	43-00115	109
42-12176	28	42-12259	275	42-13068	26	43-00116	109
42-12177	28	42-12260	275	42-13069	26	43-00128	109
42-12178	28	42-12261	275	42-13070	26	43-00129	109
42-12179	28	42-12266	17	42-13071	26	43-00130	105
42-12180	28	42-12267	17	42-13072	26	43-00131	106
42-12181	28	42-12268	17	42-13073	26	43-00132	107
42-12182	28	42-12269	17	42-13074	26	43-00133	108
42-12183	28	42-12270	17	42-13075	35	43-00268	105
42-12184	28	42-12271	17	42-13076	35	43-00269	105
42-12186	38	42-12272	17	42-13077	35	43-00272	107

INDEX

Numeric

Part Number	Page	Part Number	Page	Part Number	Page	Part Number	Page
43-00273	107	43-01034	150	43-01110	259	43-01200	131
43-00276	106	43-01035	150	43-01111	281	43-01201	130
43-00277	106	43-01036	150	43-01112	209	43-01203	131
43-00278	108	43-01037	150	43-01113	209	43-01204	151
43-00279	108	43-01038	209	43-01114	211	43-01205	151
43-00292	258	43-01039	209	43-01115	211	43-01206	151
43-00293	258	43-01040	211	43-01118	283	43-01207	151
43-00294	258	43-01041	211	43-01119	213	43-01208	133
43-00295	258	43-01042	259	43-01120	213	43-01209	133
43-00326	109	43-01043	259	43-01121	213	43-01210	133
43-00338	105	43-01044	281	43-01122	213	43-01211	133
43-00339	105	43-01045	123	43-01123	263	43-01212	260
43-00340	105	43-01046	209	43-01124	263	43-01213	265
43-00341	107	43-01048	142	43-01125	264	43-01214	261
43-00342	107	43-01049	126	43-01126	264	43-01215	266
43-00343	107	43-01050	211	43-01127	209	43-01216	260
43-00349	106	43-01052	143	43-01128	211	43-01217	265
43-00350	106	43-01053	124	43-01129	213	43-01218	261
43-00351	106	43-01054	126	43-01130	213	43-01219	266
43-00352	108	43-01059	146	43-01131	213	43-01220	282
43-00353	108	43-01060	146	43-01132	213	43-01221	284
43-00354	108	43-01061	146	43-01133	213	43-01222	282
43-00356	109	43-01062	146	43-01134	213	43-01223	284
43-00414	258	43-01063	146	43-01135	209	43-01224	260
43-00415	258	43-01064	146	43-01136	211	43-01225	265
43-00416	280	43-01065	150	43-01137	213	43-01226	261
43-00417	280	43-01066	150	43-01138	213	43-01227	266
43-00418	286	43-01069	150	43-01155	345	43-01228	282
43-00419	110	43-01070	150	43-01156	345	43-01229	284
43-00420	110	43-01071	150	43-01157	283	43-01233	233
43-00421	110	43-01072	150	43-01162	130	43-01236	283
43-00424	110	43-01073	123	43-01163	130	43-01248	283
43-01000	123	43-01074	123	43-01164	130	43-01249	263
43-01001	123	43-01075	123	43-01165	130	43-01250	263
43-01002	123	43-01076	209	43-01166	133	43-01251	264
43-01003	142	43-01077	209	43-01167	133	43-01252	264
43-01004	142	43-01078	209	43-01168	133	43-01329	130
43-01005	142	43-01079	142	43-01169	133	43-01330	126
43-01006	124	43-01080	142	43-01170	147	43-01331	123
43-01007	124	43-01081	142	43-01171	147	43-01332	130
43-01008	124	43-01082	126	43-01172	147	43-01334	147
43-01009	126	43-01083	126	43-01173	147	43-01335	147
43-01010	126	43-01084	126	43-01174	151	43-01336	183
43-01011	126	43-01085	211	43-01175	151	43-01337	183
43-01012	143	43-01086	211	43-01176	151	43-01338	183
43-01013	143	43-01087	211	43-01177	151	43-01339	183
43-01014	143	43-01088	143	43-01178	130	43-01340	183
43-01015	126	43-01089	143	43-01179	130	43-01341	124
43-01016	126	43-01090	143	43-01180	130	43-01342	126
43-01017	126	43-01091	124	43-01181	130	43-01343	142
43-01018	233	43-01092	124	43-01182	133	43-01344	143
43-01019	233	43-01093	124	43-01183	133	43-01345	123
43-01020	233	43-01094	127	43-01184	133	43-01346	126
43-01021	233	43-01095	127	43-01185	133	43-01347	124
43-01022	209	43-01096	127	43-01186	147	43-01348	127
43-01023	209	43-01097	123	43-01187	147	43-01349	142
43-01024	211	43-01098	142	43-01188	147	43-01350	143
43-01025	211	43-01099	126	43-01189	147	43-01351	127
43-01026	146	43-01100	143	43-01190	151	43-01352	127
43-01027	146	43-01101	124	43-01191	151	43-01353	127
43-01028	146	43-01102	127	43-01192	151	43-01354	127
43-01029	146	43-01103	233	43-01193	151	43-01355	127
43-01030	146	43-01105	233	43-01196	148	43-01356	127
43-01031	146	43-01106	233	43-01197	148	43-01357	127
43-01032	150	43-01108	233	43-01198	148	43-01358	127
43-01033	150	43-01109	259	43-01199	148	43-01367	295

INDEX

Numeric

Part Number	Page	Part Number	Page	Part Number	Page	Part Number	Page
43-01368	296	43-01716	171	43-02113TR	173	43-02331	234
43-01378	125	43-01847	286	43-02113	173	43-02332	234
43-01381	125	43-01848TR	172	43-02114TR	173	43-02333	234
43-01492	125	43-01848	172	43-02114	173	43-02334	235
43-01493	125	43-01849TR	172	43-02115TR	172	43-02335	235
43-01494	125	43-01849	172	43-02115	172	43-02336	235
43-01495	125	43-01850TR	172	43-02116TR	173	43-02337	235
43-01635	184	43-01850	172	43-02116	173	43-02340	235
43-01636	184	43-01851TR	172	43-02117TR	173	43-02341	235
43-01637	183	43-01851	172	43-02117	173	43-02345	235
43-01638	183	43-01852TR	173	43-02118TR	172	43-02346	235
43-01642	296	43-01852	173	43-02118	172	43-02347	299
43-01643	296	43-01853TR	173	43-02119TR	172	43-02348	299
43-01644	296	43-01853	173	43-02119	172	43-02349	152
43-01645	296	43-01854TR	173	43-02120TR	172	43-02349	152
43-01646	296	43-01854	173	43-02120	172	43-02350	152
43-01647	296	43-01855TR	173	43-02129	175	43-02350	152
43-01648	267	43-01855	173	43-02130	175	43-02351	152
43-01649	267	43-01867	123	43-02131	175	43-02351	152
43-01650	267	43-01894	235	43-02132	175	43-02352	152
43-01651	268	43-01895	235	43-02204	151	43-02352	152
43-01652	268	43-01896	235	43-02205	151	43-02353	152
43-01653	268	43-01897	235	43-02207	264	43-02353	152
43-01654	267	43-01965TR	172	43-02246	296	43-02354	152
43-01655	267	43-01965	172	43-02294	129	43-02355	152
43-01656	267	43-02026TR	172	43-02295	129	43-02356	152
43-01657	268	43-02026	172	43-02296	262	43-02357	212
43-01658	268	43-02027TR	172	43-02297	145	43-02358	212
43-01659	268	43-02027	172	43-02298	145	43-02362	287
43-01660	285	43-02028TR	172	43-02300	129	43-02363	288
43-01661	285	43-02028	172	43-02301	129	43-02365	149
43-01662	285	43-02030TR	172	43-02302	262	43-02366	149
43-01663	148	43-02030	172	43-02303	129	43-02367	149
43-01663	148	43-02031TR	172	43-02304	129	43-02368	149
43-01664	148	43-02031	172	43-02305	262	43-02369	149
43-01664	148	43-02032TR	172	43-02306	152	43-02370	149
43-01665	148	43-02032	172	43-02306	152	43-02371	149
43-01665	148	43-02033TR	172	43-02307	152	43-02372	149
43-01666	293	43-02033	172	43-02307	152	43-02392	198
43-01667	293	43-02034TR	172	43-02308	152	43-02393	194
43-01668	293	43-02034	172	43-02308	152	43-02394	198
43-01669	256	43-02084	124	43-02309	152	43-02395	194
43-01670	256	43-02085	124	43-02309	152	43-02396	199
43-01671	256	43-02086	124	43-02312	149	43-02397	195
43-01672	277	43-02087	124	43-02312	149	43-02398	199
43-01673	277	43-02088	124	43-02313	149	43-02399	195
43-01674	277	43-02103	174	43-02313	149	43-02410	198
43-01675	273	43-02103TR	174	43-02314	149	43-02411	198
43-01676	273	43-02104	174	43-02314	149	43-02412	194
43-01677	273	43-02104TR	174	43-02315	149	43-02413	194
43-01678	277	43-02105	174	43-02315	149	43-02414	199
43-01679	277	43-02105TR	174	43-02316	214	43-02415	199
43-01680	277	43-02106	174	43-02317	214	43-02416	195
43-01681	184	43-02106TR	174	43-02318	214	43-02417	195
43-01682	183	43-02107	174	43-02319	214	43-02452	233
43-01683	184	43-02107TR	174	43-02320	214	43-02496	198
43-01688	184	43-02108	174	43-02321	214	43-02497	198
43-01689	263	43-02108TR	174	43-02322	214	43-02498	194
43-01690	283	43-02109TR	173	43-02323	214	43-02499	194
43-01693	269	43-02109	173	43-02324	210	43-02527	295
43-01699	184	43-02110TR	173	43-02325	210	43-02611	128
43-01700	184	43-02110	173	43-02326	212	43-02612	128
43-01701	184	43-02111TR	173	43-02327	212	43-02613	144
43-01703	299	43-02111	173	43-02328	234	43-02614	144
43-01704	299	43-02112TR	173	43-02329	234	43-02631	128
43-01716	345	43-02112	173	43-02330	234	43-02632	144

INDEX

Numeric

Part Number	Page	Part Number	Page	Part Number	Page	Part Number	Page
43-02638	131	43-05191	309	43-10118	49	43-10240	44
43-02639	131	43-05192	309	43-10119	49	43-10241	44
43-02640	131	43-05193	309	43-10120	49	43-10242	44
43-02641	131	43-05194	309	43-10121	49	43-10243	44
43-02690	128	43-10000	41	43-10122	49	43-10336	62
43-02691	144	43-10001	41	43-10123	49	43-10337	62
43-02739	148	43-10002	41	43-10124	48	43-10338	62
43-02740	148	43-10003	41	43-10125	48	43-10339	62
43-02741	148	43-10012	42	43-10126	48	43-10340	62
43-02742	148	43-10013	42	43-10127	48	43-10341	62
43-02743	128	43-10014	42	43-10136	49	43-10342	62
43-02744	128	43-10015	42	43-10137	49	43-10343	62
43-02745	128	43-10016	42	43-10138	49	43-10344	62
43-02746	128	43-10017	42	43-10139	49	43-10345	62
43-02747	144	43-10018	42	43-10140	49	43-10346	62
43-02748	144	43-10019	42	43-10141	49	43-10347	62
43-02749	144	43-10020	41	43-10142	49	43-10348	62
43-02750	144	43-10021	41	43-10143	49	43-10349	62
43-02757	287	43-10022	41	43-10144	48	43-10350	62
43-02758	288	43-10023	41	43-10145	48	43-10351	62
43-02759	287	43-10032	42	43-10146	48	43-10352	64
43-02760	288	43-10033	42	43-10147	48	43-10353	64
43-02796	132	43-10034	42	43-10156	48	43-10354	64
43-02797	132	43-10035	42	43-10157	48	43-10355	64
43-02798	132	43-10036	42	43-10158	48	43-10356	64
43-02799	132	43-10037	42	43-10159	48	43-10357	64
43-02822	233	43-10038	42	43-10168	44	43-10358	64
43-02823	233	43-10039	42	43-10169	44	43-10359	64
43-05113	319	43-10040	41	43-10170	44	43-10360	64
43-05114	318	43-10041	41	43-10171	44	43-10361	64
43-05115	318	43-10042	41	43-10180	45	43-10362	64
43-05116	318	43-10043	41	43-10181	45	43-10363	64
43-05117	314	43-10052	42	43-10182	45	43-10364	64
43-05118	317	43-10053	42	43-10183	45	43-10365	64
43-05119	317	43-10054	42	43-10184	45	43-10366	64
43-05120	317	43-10055	42	43-10185	45	43-10367	64
43-05121	317	43-10056	42	43-10186	45	43-10368	46
43-05122	316	43-10057	42	43-10187	45	43-10369	46
43-05123	316	43-10058	42	43-10188	44	43-10370	46
43-05124	316	43-10059	42	43-10189	44	43-10371	46
43-05125	316	43-10060	41	43-10190	44	43-10392	58
43-05126	317	43-10061	41	43-10191	44	43-10393	58
43-05127	317	43-10062	41	43-10200	45	43-10394	58
43-05128	317	43-10063	41	43-10201	45	43-10395	58
43-05129	317	43-10072	41	43-10202	45	43-10416	59
43-05130	319	43-10073	41	43-10203	45	43-10417	59
43-05131	319	43-10074	41	43-10204	45	43-10418	59
43-05133	320	43-10075	41	43-10205	45	43-10419	59
43-05142	318	43-10084	48	43-10206	45	43-10424	47
43-05149	319	43-10085	48	43-10207	45	43-10425	47
43-05150	319	43-10086	48	43-10208	44	43-10426	47
43-05151	319	43-10087	48	43-10209	44	43-10427	47
43-05152	320	43-10096	49	43-10210	44	43-10436	47
43-05153	318	43-10097	49	43-10211	44	43-10437	47
43-05154	318	43-10098	49	43-10220	45	43-10438	47
43-05155	318	43-10099	49	43-10221	45	43-10439	47
43-05156	318	43-10100	49	43-10222	45	43-10440	47
43-05163	345	43-10101	49	43-10223	45	43-10441	47
43-05182	309	43-10102	49	43-10224	45	43-10442	47
43-05183	309	43-10103	49	43-10225	45	43-10443	47
43-05184	310	43-10104	48	43-10226	45	43-10444	47
43-05185	310	43-10105	48	43-10227	45	43-10445	47
43-05186	310	43-10106	48	43-10228	44	43-10446	47
43-05187	310	43-10107	48	43-10229	44	43-10447	47
43-05189	309	43-10116	49	43-10230	44	43-10456	47
43-05190	309	43-10117	49	43-10231	44	43-10457	47

INDEX

Numeric

Part Number	Page	Part Number	Page	Part Number	Page	Part Number	Page
43-10458	47	43-10564	52	43-10826	66	43-10924	231
43-10459	47	43-10565	52	43-10827	66	43-10925	231
43-10460	47	43-10566	52	43-10832	66	43-10926	231
43-10461	47	43-10567	52	43-10833	66	43-10927	231
43-10462	47	43-10576	53	43-10834	66	43-10928	231
43-10463	47	43-10577	53	43-10835	66	43-10929	231
43-10480	206	43-10578	53	43-10840	59	43-10930	231
43-10481	206	43-10579	53	43-10841	59	43-10931	231
43-10482	206	43-10580	53	43-10842	59	43-10932	252
43-10483	206	43-10581	53	43-10843	59	43-10933	252
43-10484	206	43-10582	53	43-10844	59	43-10934	252
43-10485	206	43-10583	53	43-10845	59	43-10935	252
43-10486	206	43-10584	52	43-10846	59	43-10936	254
43-10487	206	43-10585	52	43-10847	59	43-10937	254
43-10488	207	43-10586	52	43-10848	59	43-10938	254
43-10489	207	43-10587	52	43-10849	59	43-10939	254
43-10490	207	43-10596	52	43-10850	59	43-10940	256
43-10491	207	43-10597	52	43-10851	59	43-10941	256
43-10492	207	43-10598	52	43-10860	59	43-10942	256
43-10493	207	43-10599	52	43-10861	59	43-10943	256
43-10494	207	43-10672	53	43-10862	59	43-10944	276
43-10495	207	43-10673	53	43-10863	59	43-10945	276
43-10496	206	43-10674	53	43-10864	59	43-10946	276
43-10497	206	43-10675	53	43-10865	59	43-10947	276
43-10498	206	43-10676	53	43-10866	59	43-10948	276
43-10499	206	43-10677	53	43-10867	59	43-10949	276
43-10500	206	43-10678	53	43-10868	46	43-10950	276
43-10501	206	43-10679	53	43-10869	46	43-10951	276
43-10502	206	43-10688	56	43-10870	46	43-10952	56
43-10503	206	43-10689	56	43-10871	46	43-10953	56
43-10512	228	43-10690	56	43-10872	46	43-10954	56
43-10513	228	43-10691	56	43-10873	46	43-10955	56
43-10514	228	43-10700	57	43-10874	46	43-10964	57
43-10515	228	43-10701	57	43-10875	46	43-10965	57
43-10516	228	43-10702	57	43-10884	58	43-10966	57
43-10517	228	43-10703	57	43-10885	58	43-10967	57
43-10518	228	43-10704	57	43-10886	58	43-10968	57
43-10519	228	43-10705	57	43-10887	58	43-10969	57
43-10520	230	43-10706	57	43-10888	58	43-10970	57
43-10521	230	43-10707	57	43-10889	58	43-10971	57
43-10522	230	43-10708	56	43-10890	58	43-10972	62
43-10523	230	43-10709	56	43-10891	58	43-10973	62
43-10524	230	43-10710	56	43-10900	208	43-10974	62
43-10525	230	43-10711	56	43-10901	208	43-10975	62
43-10526	230	43-10720	57	43-10902	208	43-10976	62
43-10527	230	43-10721	57	43-10903	208	43-10977	62
43-10528	228	43-10722	57	43-10904	208	43-10978	62
43-10529	228	43-10723	57	43-10905	208	43-10979	62
43-10530	228	43-10724	57	43-10906	208	43-10980	64
43-10531	228	43-10725	57	43-10907	208	43-10981	64
43-10532	228	43-10726	57	43-10908	208	43-10982	64
43-10533	228	43-10727	57	43-10909	208	43-10983	64
43-10534	228	43-10728	56	43-10910	208	43-10984	64
43-10535	228	43-10729	56	43-10911	208	43-10985	64
43-10544	52	43-10730	56	43-10912	208	43-10986	64
43-10545	52	43-10731	56	43-10913	208	43-10987	64
43-10546	52	43-10812	66	43-10914	208	43-10988	66
43-10547	52	43-10813	66	43-10915	208	43-10989	66
43-10556	53	43-10814	66	43-10916	231	43-10990	66
43-10557	53	43-10815	66	43-10917	231	43-10991	66
43-10558	53	43-10820	66	43-10918	231	43-10992	66
43-10559	53	43-10821	66	43-10919	231	43-10993	66
43-10560	53	43-10822	66	43-10920	231	43-10994	66
43-10561	53	43-10823	66	43-10921	231	43-10995	66
43-10562	53	43-10824	66	43-10922	231	43-10996	277
43-10563	53	43-10825	66	43-10923	231	43-10997	277

INDEX

Numeric

Part Number	Page	Part Number	Page	Part Number	Page	Part Number	Page
43-11034	42	43-11280	62	43-11618	256	43-12432	63
43-11035	42	43-11281	62	43-11619	256	43-12433	63
43-11036	42	43-11282	62	43-11620	256	43-12434	63
43-11037	42	43-11283	62	43-11621	256	43-12435	63
43-11038	42	43-11284	62	43-11622	256	43-12436	63
43-11039	42	43-11285	62	43-11623	256	43-12437	63
43-11040	42	43-11286	62	43-11636	229	43-12438	63
43-11041	42	43-11287	62	43-11637	229	43-12463	314
43-11046	45	43-11288	64	43-11638	229	43-12464	314
43-11047	45	43-11289	64	43-11639	229	43-12465	314
43-11048	45	43-11290	64	43-11640	229	43-12466	314
43-11049	45	43-11291	64	43-11641	229	43-12467	314
43-11050	45	43-11292	64	43-11642	229	43-12468	314
43-11051	45	43-11293	64	43-11643	229	43-12469	314
43-11052	45	43-11294	64	43-11652	232	43-12470	314
43-11053	45	43-11295	64	43-11653	232	43-12471	253
43-11054	53	43-11358	346	43-11654	232	43-12472	253
43-11055	53	43-11430	60	43-11655	232	43-12473	253
43-11056	53	43-11431	60	43-11656	232	43-12474	253
43-11057	53	43-11432	60	43-11657	232	43-12475	253
43-11058	49	43-11433	60	43-11658	232	43-12476	253
43-11059	49	43-11434	60	43-11659	232	43-12477	253
43-11060	49	43-11435	60	43-11735	272	43-12478	253
43-11061	49	43-11436	60	43-11736	272	43-12479	253
43-11062	49	43-11437	60	43-11737	272	43-12480	253
43-11063	49	43-11438	60	43-11738	272	43-12481	253
43-11064	49	43-11439	60	43-11739	272	43-12482	253
43-11065	49	43-11440	60	43-11740	272	43-12483	257
43-11070	52	43-11441	60	43-11741	272	43-12484	277
43-11071	52	43-11442	60	43-11742	272	43-12485	277
43-11072	52	43-11443	60	43-11743	272	43-12500	292
43-11073	52	43-11444	60	43-11744	271	43-12501	292
43-11078	53	43-11445	60	43-11745	271	43-12502	292
43-11079	53	43-11446	61	43-11746	271	43-12503	292
43-11080	53	43-11447	61	43-11747	271	43-12504	292
43-11081	53	43-11448	61	43-11748	271	43-12505	292
43-11082	56	43-11449	61	43-11749	271	43-12506	292
43-11083	56	43-11450	61	43-11750	271	43-12507	292
43-11084	56	43-11451	61	43-11751	271	43-12508	291
43-11085	56	43-11452	61	43-11752	271	43-12509	291
43-11086	57	43-11453	61	43-11753	270	43-12510	291
43-11087	57	43-11454	61	43-11754	270	43-12511	291
43-11088	57	43-11455	61	43-11755	270	43-12512	291
43-11089	57	43-11456	61	43-11756	270	43-12513	291
43-11106	57	43-11457	61	43-11757	270	43-12514	291
43-11107	57	43-11458	61	43-11758	270	43-12515	291
43-11108	57	43-11459	61	43-11759	270	43-12516	291
43-11109	57	43-11460	61	43-11760	270	43-12517	291
43-11210	257	43-11461	61	43-11761	270	43-12518	291
43-11228	256	43-11601	252	43-12415	63	43-12519	291
43-11264	41	43-11602	252	43-12416	63	43-12520	291
43-11265	41	43-11603	252	43-12417	63	43-12521	291
43-11266	41	43-11604	252	43-12418	63	43-12522	291
43-11267	41	43-11605	252	43-12419	63	43-12523	291
43-11268	42	43-11606	252	43-12420	63	43-12524	293
43-11269	42	43-11607	252	43-12421	63	43-12525	293
43-11270	42	43-11608	252	43-12422	63	43-12526	293
43-11271	42	43-11609	254	43-12423	63	43-12527	293
43-11272	48	43-11610	254	43-12424	63	43-12528	293
43-11273	48	43-11611	254	43-12425	63	43-12529	293
43-11274	48	43-11612	254	43-12426	63	43-12530	293
43-11275	48	43-11613	254	43-12427	63	43-12531	293
43-11276	49	43-11614	254	43-12428	63	43-12532	294
43-11277	49	43-11615	254	43-12429	63	43-12533	294
43-11278	49	43-11616	254	43-12430	63	43-12534	294
43-11279	49	43-11617	256	43-12431	63	43-12535	294

INDEX

Numeric

Part Number	Page	Part Number	Page	Part Number	Page	Part Number	Page
43-12536	294	43-14464	51	43-14785	207	43-15276	68
43-12537	294	43-14465	51	43-14786	207	43-15277	52
43-12538	294	43-14466	51	43-14787	207	43-15278	52
43-12539	294	43-14467	51	43-14788	207	43-15279	52
43-12603	315	43-14468	50	43-14789	207	43-15280	52
43-12604	315	43-14469	50	43-14790	207	43-15281	53
43-12605	315	43-14470	50	43-14824	230	43-15282	53
43-12606	315	43-14471	50	43-14825	230	43-15283	53
43-12607	315	43-14472	51	43-14826	230	43-15284	66
43-12608	315	43-14473	51	43-14827	230	43-15285	66
43-12609	315	43-14474	51	43-14828	230	43-15286	66
43-12610	315	43-14475	51	43-14829	230	43-15287	66
43-12642	294	43-14593	54	43-14830	230	43-15288	66
43-13662	53	43-14594	54	43-14831	230	43-15289	66
43-14380	298	43-14595	54	43-14852	65	43-15290	66
43-14381	298	43-14596	54	43-14853	65	43-15297	67
43-14382	298	43-14597	55	43-14854	65	43-15298	67
43-14383	298	43-14598	55	43-14855	65	43-15299	67
43-14384	298	43-14599	55	43-14856	65	43-15300	67
43-14385	298	43-14600	55	43-14857	65	43-15301	67
43-14386	298	43-14601	55	43-14858	65	43-15302	67
43-14387	298	43-14602	55	43-14859	65	43-15303	67
43-14388	298	43-14603	55	43-14860	65	43-15304	67
43-14389	298	43-14604	55	43-14861	65	43-15305	67
43-14390	298	43-14605	54	43-14862	65	43-15306	67
43-14391	298	43-14606	54	43-14863	65	43-15307	67
43-14424	50	43-14607	54	43-14864	65	43-15308	67
43-14425	50	43-14608	54	43-14865	65	43-15309	67
43-14426	50	43-14609	55	43-14866	65	43-15310	67
43-14427	50	43-14610	55	43-14867	65	43-15311	67
43-14428	51	43-14611	55	43-14868	65	43-15312	67
43-14429	51	43-14612	55	43-14869	65	43-15313	67
43-14430	51	43-14613	55	43-14870	65	43-15314	67
43-14431	51	43-14614	55	43-14871	65	43-15315	67
43-14432	51	43-14615	55	43-14872	65	43-15316	67
43-14433	51	43-14616	55	43-14873	65	43-15317	67
43-14434	51	43-14617	54	43-14874	65	43-15318	67
43-14435	51	43-14618	54	43-14875	65	43-15319	67
43-14436	50	43-14619	54	43-14930	255	43-15320	67
43-14437	50	43-14620	54	43-14931	255	43-15321	67
43-14438	50	43-14621	55	43-14932	255	43-15322	67
43-14439	50	43-14622	55	43-14933	255	43-15323	67
43-14440	51	43-14623	55	43-14934	255	43-15324	67
43-14441	51	43-14624	55	43-14935	255	43-15325	67
43-14442	51	43-14625	55	43-14936	255	43-15326	67
43-14443	51	43-14626	55	43-14937	255	43-15327	67
43-14444	51	43-14627	55	43-14938	255	43-15328	67
43-14445	51	43-14628	55	43-14939	255	43-15364	286
43-14446	51	43-14629	54	43-14940	255	43-15365	286
43-14447	51	43-14630	54	43-14941	255	43-15366	286
43-14448	50	43-14631	54	43-15031	66	43-15367	286
43-14449	50	43-14632	54	43-15261	68	43-15753	346
43-14450	50	43-14633	55	43-15262	68	43-16211	346
43-14451	50	43-14634	55	43-15263	68	43-16212	346
43-14452	51	43-14635	55	43-15264	68	43-16213	346
43-14453	51	43-14636	55	43-15265	68	43-16214	346
43-14454	51	43-14637	54	43-15266	68	43-16267	313
43-14455	51	43-14638	54	43-15267	68	43-16268	313
43-14456	51	43-14639	54	43-15268	68	43-16269	313
43-14457	51	43-14640	54	43-15269	68	43-16270	313
43-14458	51	43-14641	55	43-15270	68	43-16276	313
43-14459	51	43-14642	55	43-15271	68	43-16277	313
43-14460	50	43-14643	55	43-15272	68	43-16278	313
43-14461	50	43-14644	55	43-15273	68	43-16279	313
43-14462	50	43-14783	207	43-15274	68	43-16287	313
43-14463	50	43-14784	207	43-15275	68	43-16288	313

INDEX

Numeric


Part Number	Page	Part Number	Page	Part Number	Page	Part Number	Page
43-16289	313	43-17915	196	55-00413	334	55-00507	337
43-16290	313	43-17916	196	55-00414	334	55-00508	337
43-16746	43	43-17922	192	55-00415	334	55-00509	337
43-16747	43	43-17923	192	55-00416	334	55-00510	337
43-16748	43	43-17924	192	55-00417	334	55-00511	337
43-16749	43	43-17930	193	55-00418	334	55-00512	337
43-16750	43	43-17931	193	55-00419	334	55-00526	338
43-16751	43	43-17932	193	55-00420	334	55-00527	338
43-16752	43	43-18382	290	55-00421	334	55-00528	338
43-16753	43	43-18411	290	55-00422	334	55-00529	338
43-16754	43	43-18412	290	55-00423	335	55-00530	338
43-16755	43	43-18413	290	55-00424	335	55-00531	338
43-16756	43	43-18414	290	55-00425	335	55-00532	338
43-16757	43	43-18415	290	55-00426	335	55-00533	338
43-16758	43	43-18416	290	55-00427	335	55-00534	338
43-16759	43	43-18417	290	55-00428	335	55-00535	338
43-16760	43	43-18908	279	55-00429	335	55-00536	338
43-16761	43	43-18909	279	55-00430	335	55-00537	338
43-16762	43	43-18910	279	55-00431	335	55-00553	339
43-16763	43	43-18911	279	55-00432	335	55-00554	339
43-16764	43	43-19044	192	55-00433	335	55-00555	339
43-16765	43	43-19045	192	55-00434	335	55-00556	339
43-16766	43	43-19046	192	55-00442	332	55-00557	339
43-16767	43	43-19047	192	55-00443	332	55-00558	339
43-16768	43	43-19048	193	55-00444	332	55-00560	331
43-16769	43	43-19049	193	55-00445	332	55-00561	331
43-16770	43	43-19050	193	55-00446	332	55-00562	331
43-16771	43	43-19051	193	55-00447	332	55-00563	331
43-16772	43	43-19052	196	55-00448	332	55-00564	331
43-16773	43	43-19053	196	55-00449	332	55-00565	331
43-16774	43	43-19054	196	55-00450	332	55-00566	331
43-16775	43	43-19055	196	55-00451	332	55-00567	331
43-16776	43	43-19056	197	55-00452	332	55-00568	331
43-16777	43	43-19057	197	55-00453	332	55-00569	331
43-16998	289	43-19058	197	55-00466	340	55-00570	333
43-16999	289	43-19059	197	55-00467	340	55-00571	333
43-17000	289	43-19075	197	55-00468	340	55-00572	333
43-17001	289	43-19076	197	55-00470	340	55-00573	333
43-17002	289	43-19077	197	55-00471	340	55-00574	333
43-17003	289	43-19078	197	55-00472	340	55-00575	333
43-17004	289	43-19079	196	55-00474	341	55-00576	333
43-17005	289	43-19080	196	55-00475	341	55-00577	333
43-17116	196	43-19081	196	55-00476	341	55-00578	333
43-17117	196	43-19082	196	55-00478	341	55-00579	333
43-17118	196	43-19083	192	55-00479	341	55-00580	333
43-17119	196	43-19084	192	55-00480	341	55-00581	333
43-17124	197	43-19085	192	55-00482	331	55-00582	340
43-17125	197	43-19086	192	55-00483	331	55-00583	340
43-17126	197	43-19087	193	55-00487	336	55-00584	340
43-17127	197	43-19088	193	55-00488	336	55-00585	340
43-17132	192	43-19089	193	55-00489	336	55-00586	340
43-17133	192	43-19090	193	55-00490	336	55-00587	340
43-17134	192	55-00376	330	55-00491	336	55-00595	341
43-17135	192	55-00377	330	55-00492	336	55-00596	341
43-17140	193	55-00378	330	55-00495	336	55-00597	341
43-17141	193	55-00379	330	55-00496	336	55-00598	341
43-17142	193	55-00380	330	55-00497	336	55-00599	341
43-17143	193	55-00381	330	55-00498	336	55-00600	341
43-17581	193	55-00388	330	55-00499	336		
43-17582	192	55-00389	330	55-00500	336		
43-17904	197	55-00390	330	55-00501	337		
43-17905	197	55-00391	330	55-00502	337		
43-17906	197	55-00392	330	55-00503	337		
43-17907	197	55-00393	330	55-00504	337		
43-17913	196	55-00411	334	55-00505	337		
43-17914	196	55-00412	334	55-00506	337		

CUSTOMIZED PRODUCTS

Application-specific-solutions

CONEC[®]

TECHNOLOGY IN CONNECTORS[™]



Despite a comprehensive product portfolio of industrial connectors, customer requirements cannot always be satisfied from standard products. In such cases, it is essential to develop custom specific solutions for mechanical and plant engineering as quickly as possible.

Are you looking for application-specific solutions?
The experienced CONEC design team creates solutions for you, for example:

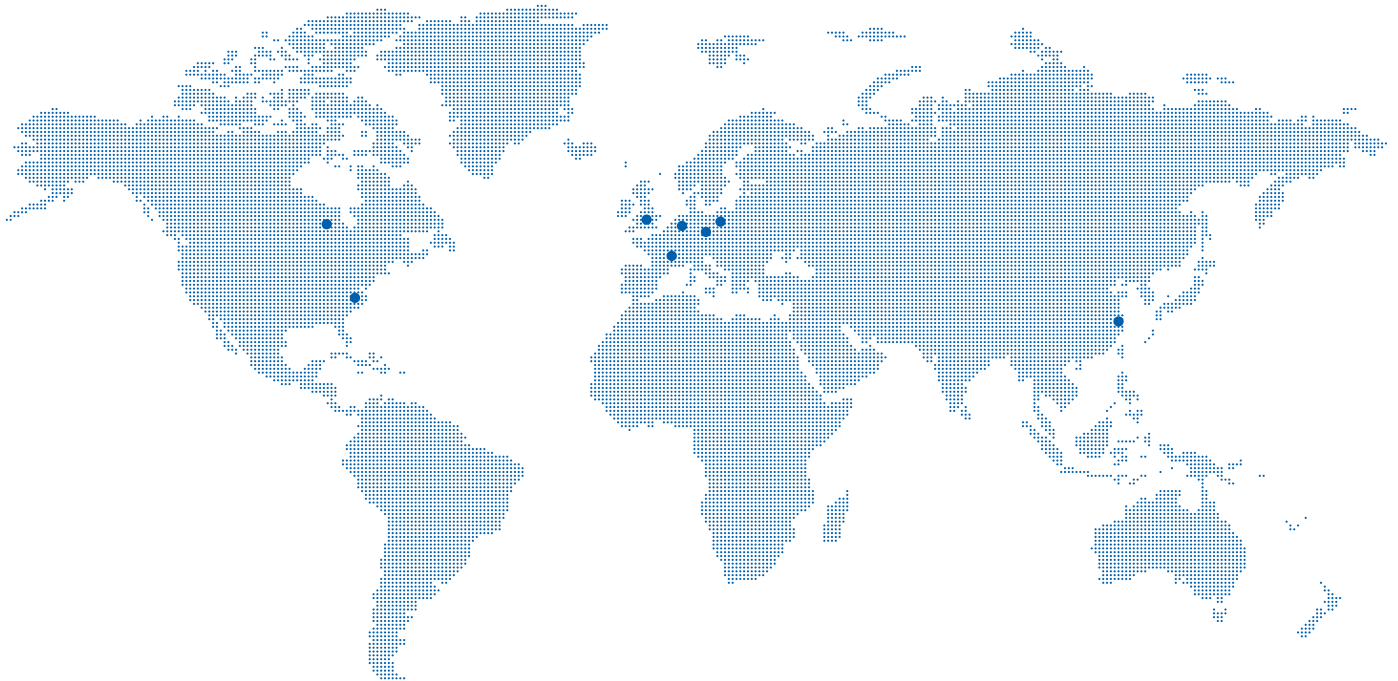
- Special interconnect solutions to customer specifications
- Prototypes and small series production batches
- Connectors with increased IP ratings for harsh environments



CONEC

Elektronische Bauelemente GmbH
Ostenfeldmark 16
59557 Lippstadt
Germany

Tel. +49 2941 765-0
Fax +49 2941 76565
E-Mail info@conec.de
www.conec.com



CONEC Corporation
125 Sun Pac Blvd.
Brampton Ontario
Canada L6S 5Z6
Tel. +1 905 790 2200
Fax +1 905 790 2201
E-Mail info@conec.com



CONEC
343 Technology Drive
Garner, NC, USA 27529
Tel. +1 919 460 8800
Fax +1 919 460 0141
E-Mail info@conec.com



CONEC (UK) Limited
Suite 23
Thatcham House
Turner's Drive
Thatcham
Berkshire RG19 4QD
Tel. +44 1635 36929
E-Mail info@conec.co.uk



CONEC Polska Sp. zo.o
ul.Szmaragdowa 10
52-215 Wroclaw
Tel. +48 71 374 40 45
Fax +48 71 374 40 49
E-Mail info@conec.pl



CONEC s.r.o.
Loucka 137
76325 Ujezd
Czech Republic
Tel. +420 577 350 132
Fax +420 577 350 134
E-Mail info@conec.cz



CONEC France SARL
202 Rue des Chevreuils
30320 Poulx
Tel. +33 9 75267217
Fax +33 4 66570916
E-Mail info@conec.fr



CONEC (Shanghai)
Int. Trading Co., Ltd.
Rm. 718 Yongding Bldg.
No. 3388 Gong He Xin Rd.
200436 Shanghai
Tel. +86 21 66300930
Fax +86 21 66300911
E-Mail info@conec.cn

X-ON Electronics

Largest Supplier of Electrical and Electronic Components

Click to view similar products for [Sensor Cables / Actuator Cables](#) category:

Click to view products by [CONEC](#) manufacturer:

Other Similar products are found below :

[60963](#) [60964](#) [703000D02F2002](#) [703000D02F300](#) [703001D02F0602](#) [703001D02F1201](#) [703001D02F300](#) [704000D02F120](#) [773032K02F030](#)
[802027107404-1](#) [802027213811-1](#) [804001A09M150](#) [805001A09M0502](#) [84914-0235](#) [84914-0237](#) [885030A09M020](#) [1200651332](#)
[1200651713](#) [1200660844](#) [1200660845](#) [1200661173](#) [1200680071](#) [1200720053](#) [1200720081](#) [1200720099](#) [1200720217](#) [1200800231](#)
[1200860125](#) [1200870123](#) [1200980102](#) [1200650267](#) [1200650298](#) [1200660183](#) [1200660782](#) [1200660849](#) [1200661295](#) [1200661297](#)
[1200661342](#) [1200661343](#) [1200670080](#) [1200670220](#) [1200680331](#) [1200720252](#) [1200720255](#) [1200730184](#) [1200860344](#) [1200870359](#)
[1200870643](#) [1200980008](#) [1200980031](#)