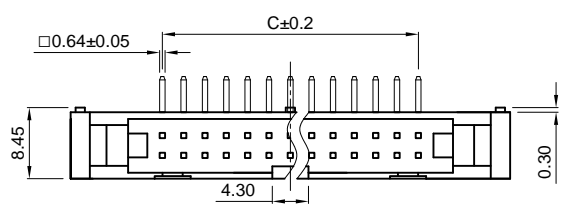


Dept	
Qty	
DC	1
ED	1
IE	1
ISO	1
PD	1
R&D	1
SD	1
QA	1
QC	1
QE	1

The information provided herein is from CONNELY Electronic Co., Ltd. and is confidential. Any disclosure to a party other than the recipient is prohibited. The intellectual properties and its rights contained herein, including but not limited to, trademarks, patents, copyrights, trade secrets, and technical know-how, are owned exclusively by CONNELY or its affiliates. Unauthorized use or reproduction of any part of this document is strictly prohibited. CONNELY may enforce its intellectual property rights at its own discretion, failures or delays to exercise such rights does not constitute a waiver of such rights.



Recommend PCB layout
(Tolerance ±0.05)

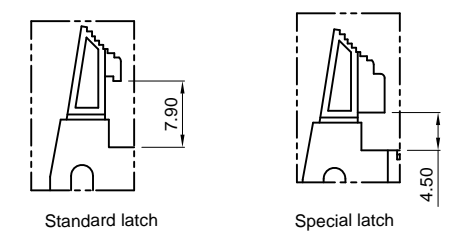
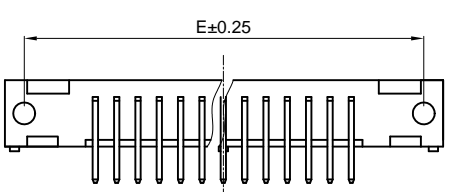


Figure A



(Series Image-Reference Only)

REV.	DESCRIPTION	DRAWN	CHECKED	APPROVED
A	NEW RELEASE	LJC 04/27/05'		LJC 04/27/05'
B	ADD DIM	LL 09/21/06'		LJC 09/21/06'
C	HOUSING CHANGE	YCH 04/09/08'		LJC 04/09/08'
H	DRAWING UPDATE	JLZ 08/21/18'		

NOTES:

- Electrical characteristics:
 - Contact resistance: 20mΩ Max. INITIAL.
 - Dielectric withstanding voltage: 500V AC(rms) for 1 minute.
 - Insulation resistance: 1000MΩ Min.
- Environment characteristics:
 - Temperature: -40°C~+105°C.
- Product number code:
DS1011- X X X X X X - X
 - Plating level
B: Level B 3A: Level 3A
 - Lock DIM.
7: 7.90mm(standard)
4: 4.50mm(special)
 - Housing color
B: Black
A: Gray
 - Contact plating
Si: Full Gold flash
 - Housing type
B: Big latch housing
 - Mounting type
S: Straight type
R: R/A type
 - No.of contacts
10 14 16 20 24 26 30
34 40 50 60 64

Available dimension table

No.of Contacts	10	14	16	20	24	26	30	34	40	50	60	64
A	32.1	37.18	39.72	44.80	49.88	52.42	57.50	62.58	70.20	82.90	95.60	100.68
B	22.20	27.28	29.82	34.90	39.98	42.52	47.60	52.68	60.30	73.00	85.70	90.78
C	10.16	15.24	17.78	22.86	27.94	30.48	35.56	40.64	48.26	60.96	73.66	78.74
D	18.10	23.18	25.72	30.47	35.88	38.42	43.50	48.58	56.20	68.90	81.60	86.68
E	27.90	32.98	35.52	40.60	45.68	48.22	53.30	58.38	66.00	78.70	91.40	96.48

GENERAL TOLERANCE		ANGLE TOLERANCE		PROJECTION		TITLE	2.54mm SHROUDED HEADER	
X.	±0.60	X.	±5°	UNITS	mm	R/A & V/T TYPE		
.X	±0.38	.X	±3°	SHEET SIZE	A4	SERIES	DS1011 SERIES	
.XX	±0.25	.XX	±2°	晨翔电子有限公司 CONNFLY CONNELY ELECTRONIC CO. LTD				
DRAWING TYPE		CUSTOMER						
SCALE	1:1	SHEET	1 OF 1					
DRAWING NO.		C-DS1011-XXBXXX-X-H						

X-ON Electronics

Largest Supplier of Electrical and Electronic Components

Click to view similar products for [I/O Connectors](#) category:

Click to view products by [Connfly](#) manufacturer:

Other Similar products are found below :

[571763P](#) [59811-0000](#) [61-168618-12P](#) [D20419-211](#) [D38999/24FG11SN L/C](#) [76871-1403](#) [PCR-E36PM](#) [PCS-XE26LKA](#) [PCS-XES68MS+](#)
[G38A71314B](#) [DX40-50P\(55\)](#) [1571250010](#) [157-22500-3](#) [MS3471L14-19P L/C](#) [192991-0703](#) [91-569786-35H](#) [FCN-260C008-A/L0](#) [FCN-](#)
[260C024-AL0](#) [FCN-261Z008](#) [2000314-1](#) [200331-1](#) [PCS-E28FS+](#) [PCS-XE26SLFD+](#) [PCS-XE26SLFDT+](#) [G730VID08BDC24](#) [HDMR-29-](#)
[01-S-SM-TR](#) [HDR-E14MSG1+](#) [54182-0605](#) [UE86K842720321](#) [38113800006](#) [DP3AR020WQ1R200](#) [DRA-26PC-F0R](#) [Z4.102.0680.0](#) [500-](#)
[1040](#) [500-1052](#) [ZP-4008-66L](#) [10-565995-597N](#) [10-584459-12P](#) [DX40-20P\(55\)](#) [5554841-1](#) [U90B3054061110](#) [U65-E04-4020](#) [557-262M2-](#)
[06C](#) [PCS-96LFD+](#) [60-042222-02S](#) [10099439-003C-TRLF](#) [226-0348-000](#) [10137239-0021LF](#) [10137239-0011LF](#) [70.060.1028.0](#)