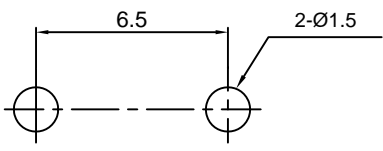
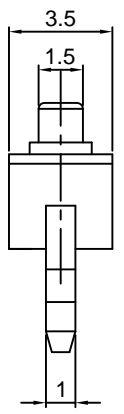
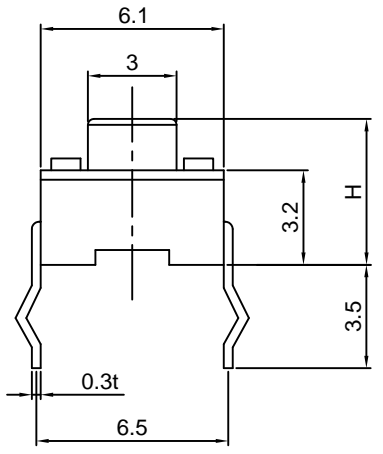

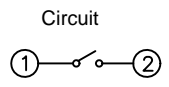


Dept	
Qty	
DC	1
ED	1
IE	1
ISO	1
PD	1
R&D	1
SD	1
QA	1
QC	1
QF	1

The information provided herein is from CONNELY Electronic Co., Ltd. and is confidential. Any disclosure to a party other than the recipient is prohibited. The intellectual properties and its rights contained herein, including but not limited to, trademarks, patents, copyrights, trade secrets, and technical know-how, are owned exclusively by CONNELY or its affiliates. Unauthorized use or reproduction of any part of this document is strictly prohibited. CONNELY may enforce its intellectual property rights at its own discretion, failures or delays to exercise such rights does not constitute a waiver of such rights.



Recommend PCB layout
Tolerance:±0.05



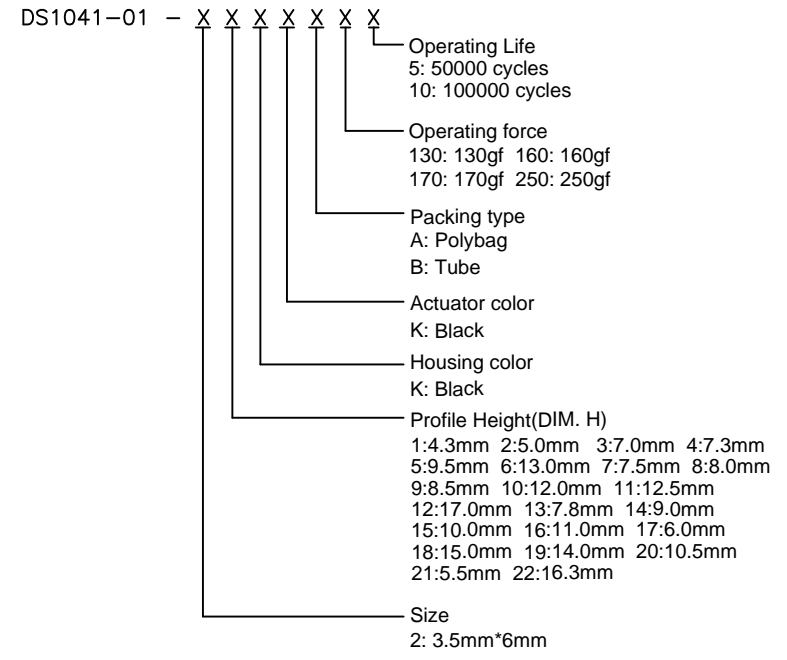
(Series Image-Reference Only)

REV.	DESCRIPTION	DRAWN	CHECKED	APPROVED
A	NEW RELEASE	LL 12/15/06		LJC 12/15/06
B	DRAWING UPDATE	JLZ 08/15/16'	HZW 08/15/16'	LJC 08/15/16'
C	DRAWING UPDATE	JLZ 12/13/18'	HZW 12/13/18'	LJC 12/13/18'
D	DRAWING UPDATE	JLZ 03/31/21'		

NOTES:

- Specifications
 - Switch Function: Single Pole Single Throw
 - Contact Rating: 50mA at 12Vdc
 - Insulation Resistance:100MΩ min.
 - Contact Resistance:100mΩ max.
 - Operating Life:50,000 cycles
 - Stop Strength: Place The Switch Such That Vertical, A Static Load Of 3Kgf Shall Be Applied In The Direction
 - Operation Temperature Range: -25°C to +70°C
 - Wave Soldering: Recommended Solder Temperature At 500°F(260°C)max. 5 Seconds,Subject To pcb 1.6mm Thickness.
 - Hand Soldering: Use Soldering Iron Of 30 Watts,Controlled At 608°F(320°C)Approximately 2 Seconds.

2. Product number code:

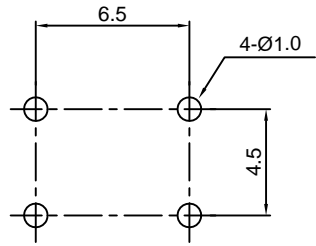
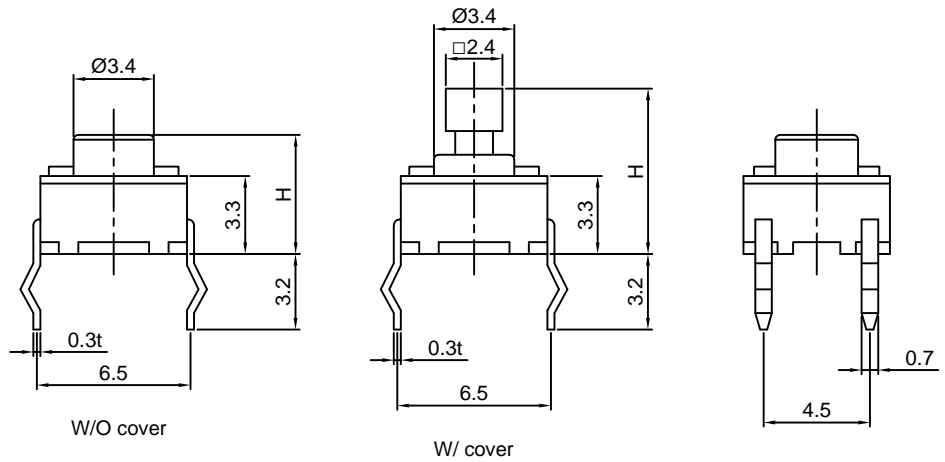


GENERAL TOLERANCE		ANGLE TOLERANCE		PROJECTION		TITLE	TACT SWITCH DIP TYPE 3.5mmX6mm		
X.	±0.60	X.	±5°	UNITS	mm	SERIES	DS1041-01 SERIES		
.X	±0.38	.X	±3°	SHEET SIZE	A4				
.XX	±0.25	.XX	±2°						
DRAWING TYPE		CUSTOMER			晨翔电子有限公司 CONNFLY CONNELY ELECTRONIC CO. LTD				
SCALE		1:1	SHEET	1 OF 2					
DRAWING NO.		C-DS1041-01-2XXXXX-D							

Dept	
Qty	
DC	1
ED	1
IE	1
ISO	1
PD	1
R&D	1
SD	1
QA	1
QC	1
QF	1

The information provided herein is from CONNELY Electronic Co., Ltd. and is confidential. Any disclosure to a party other than the recipient is prohibited. The intellectual properties and its rights contained herein, including but not limited to, trademarks, patents, copyrights, trade secrets, and technical know-how, are owned exclusively by CONNELY or its affiliates. Unauthorized use or reproduction of any part of this document is strictly prohibited. CONNELY may enforce its intellectual property rights at its own discretion, failures or delays to exercise such rights does not constitute a waiver of such rights.

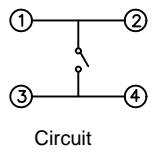
REV.	DESCRIPTION	DRAWN	CHECKED	APPROVED
A	NEW RELEASE	LL 12/15/06		LJC 12/15/06
B	DRAWING UPDATE	JLZ 08/15/16'	HZW 08/15/16'	LJC 08/15/16'
C	DRAWING UPDATE	JLZ 12/13/18'	HZW 12/13/18'	LJC 12/13/18'
D	DRAWING UPDATE	JLZ 02/20/21'		



Recommend PCB layout
Tolerance:±0.05



(Series Image-Reference Only)



Circuit

NOTES:

- Specifications
 - Switch Function: Single Pole Single Throw
 - Contact Rating: 50mA at 12Vdc
 - Insulation Resistance:100MΩ min.
 - Contact Resistance:100mΩ max.
 - Operating Life:50,000 cycles
 - Stop Strength: Place The Switch Such That Vertical, A Static Load Of 3KgF Shall Be Applied In The Direction
 - Operation Temperature Range: -25°C to +70°C
 - Wave Soldering: Recommended Solder Temperature At 500°f(260°C)max. 5 Seconds,Subject To pcb 1.6mm thickness.
 - Hand Soldering: Use Soldering Iron Of 30 Watts,Controlled At 608°f(320°C)Approximately 2 Seconds.
- Product number code:
DS1041-01 - X X X X X X X - X
 - Cover Support: S: W/ Cover(H=7.3 Only) N/A Code: W/O Cover
 - Operating Life: 5: 50000 cycles 10: 100000 cycles
 - Operating force: 130: 130gf 160: 160gf 170: 170gf 250: 250gf
 - Packing type: A: polybag B: tube
 - Actuator color: K: black
 - Housing color: K: black
 - Profile Height(DIM.H, H>7.3 The cover is cylindrical,Black)
1:4.3mm 2:5.0mm 3:7.0mm 4:7.3mm 5:9.5mm 6:13.0mm 7:7.5mm 8:8.0mm 9:8.5mm 10:12.0mm 11:12.5mm 12:17.0mm 13:7.8mm 14:9.0mm 15:10.0mm 16:11.0mm 17:6.0mm 18:15.0mm 19:14.0mm 20:10.5mm 21:5.5mm 22:16.3mm
 - Size: 1: 6mm*6mm

GENERAL TOLERANCE		ANGLE TOLERANCE		PROJECTION		TITLE	
X.	±0.60	X.	±5°	UNITS	mm	TACT SWITCH DIP TYPE 6mmX6mm	
.X	±0.38	.X	±3°	SHEET SIZE	A4	SERIES	DS1041-01 SERIES
.XX	±0.25	.XX	±2°	晨翔电子有限公司 CONNFLY CONNELY ELECTRONIC CO. LTD			
DRAWING TYPE		CUSTOMER					
SCALE	1:1	SHEET	2 OF 2				
DRAWING NO.		C-DS1041-01-1XXXXX-D					

X-ON Electronics

Largest Supplier of Electrical and Electronic Components

Click to view similar products for [Tactile Switches](#) category:

Click to view products by [Connfly](#) manufacturer:

Other Similar products are found below :

[6407-250V-25273P](#) [ADTSA62NV](#) [B3F-3123](#) [1977177-8](#) [1977266-1](#) [ADTSA63NV](#) [ADTSM21NSVTR](#) [ADTSM25RVTR](#) [ADTSM32NVTR](#)
[ADTSMW64RV](#) [1977120-6](#) [FSMRA4JHA04](#) [GS4.70F300QP](#) [KSC241J SP DELTA LFS](#) [3FTL600RAS](#) [3FTL640RAS](#) [6407-250V-25343P](#)
[ADTSM31NVTR](#) [2-1977120-7](#) [TSJW-5.2-260-TR](#) [Y651050400P](#) [KMT011MNGJLHS](#) [70-201.0](#) [ADTSG648NV](#) [ADTSM62KSVTR](#)
[ADTSM648NV](#) [95C06E3RAT](#) [3ATH9Q](#) [FSMRA8JHA04](#) [HARS0073](#) [Y33R411N9FPLFT](#) [Y33R51139FPLFT](#) [Y31C01402FPLFS](#)
[PTS645SK50SMTR92](#) [ADTSM32NVB](#) [KMS233GPWTLFG](#) [Y78B64124FP](#) [Y31CJ244KFP LFS](#) [Y96D113G0FP LFS](#) [Y33A812C5FP LFT](#)
[Y56B2D120FP LFS](#) [Y31C5144KFP LFS](#) [PTS645 DVM83-BN125-2 LFS](#) [B3W 1000G](#) [KSC621G OL LFS](#) [B3F 1002C](#) [B3F 0047H](#) [B3W](#)
[1002C](#) [B3F 5001G](#) [B3W 1100C](#)