

[click here to see hardware and mounting options](#)

# Type 125 -55 °C to +125 °C, Ultra-High Temperature, Military Grade

## The Pace-Setter for Long Life and High Temperature



Exceeding the requirements of military aluminum electrolytic large can capacitors, the Type 125 performs in the most demanding filter applications delivering the longest life and the lowest leakage in low-voltage, aluminum-electrolytic capacitors. It's the choice for output capacitors in high temperature and military power supplies.

### Highlights

- 5000 hour load life
- Ripple Current to 50 amps
- ESRs to 4mΩ
- >90% capacitance at -40 °C
- Operates at +125 °C

### Specifications

Temperature Range	-55 °C to +125 °C																												
Rated Voltage Range	5 to 40 Vdc																												
Capacitance Range	2600 µF to 190,000 µF																												
Capacitance Tolerance	-10 +75%																												
Leakage Current	≤0.003 CV µA @ +25 °C; ≤0.009 CV @ +125 °C																												
Ripple Current Multipliers	<p>Ambient Temperature</p> <table border="1"> <thead> <tr> <th>45 °C</th> <th>55 °C</th> <th>65 °C</th> <th>75 °C</th> <th>85 °C</th> <th>95 °C</th> <th>105 °C</th> </tr> </thead> <tbody> <tr> <td>1.80</td> <td>1.63</td> <td>1.45</td> <td>1.25</td> <td>1.00</td> <td>0.87</td> <td>0.71</td> </tr> </tbody> </table> <p>Frequency</p> <table border="1"> <thead> <tr> <th>50 Hz</th> <th>60 Hz</th> <th>120 Hz</th> <th>360 Hz</th> <th>1 kHz</th> <th>5 kHz</th> <th>10 kHz &amp; Up</th> </tr> </thead> <tbody> <tr> <td>0.85</td> <td>0.87</td> <td>1.00</td> <td>1.10</td> <td>1.22</td> <td>1.32</td> <td>1.33</td> </tr> </tbody> </table>	45 °C	55 °C	65 °C	75 °C	85 °C	95 °C	105 °C	1.80	1.63	1.45	1.25	1.00	0.87	0.71	50 Hz	60 Hz	120 Hz	360 Hz	1 kHz	5 kHz	10 kHz & Up	0.85	0.87	1.00	1.10	1.22	1.32	1.33
45 °C	55 °C	65 °C	75 °C	85 °C	95 °C	105 °C																							
1.80	1.63	1.45	1.25	1.00	0.87	0.71																							
50 Hz	60 Hz	120 Hz	360 Hz	1 kHz	5 kHz	10 kHz & Up																							
0.85	0.87	1.00	1.10	1.22	1.32	1.33																							
EIA Ripple Life	5,000 h at full load @ 85 °C per EIA IS-749 Δ Capacitance ±20% ESR 200% of limit DCL 100% of limit																												
Endurance Life Test	5,000 h at +125 °C and rated voltage Δ Capacitance ±20% ESR 200% of limit DCL 100% of limit																												
Shelf Life Test	500 h @ 105 VC, capacitance, ESR and DCL, initial requirements																												
Vibration	10 to 55 Hz, 0.06" and 10 g max, 1.5 h each of 2 axis																												
<b>RoHS Compliant</b>																													

# Type 125 -55 °C to +125 °C, Ultra-High Temperature, Military Grade

The Pace-Setter for Long Life and High Temperature

## Part Numbering System

**125**  
Type

**333**  
Capacitance  
100 = 10 μF  
101 = 100 μF

**U**  
Tolerance  
U = -10% +75%

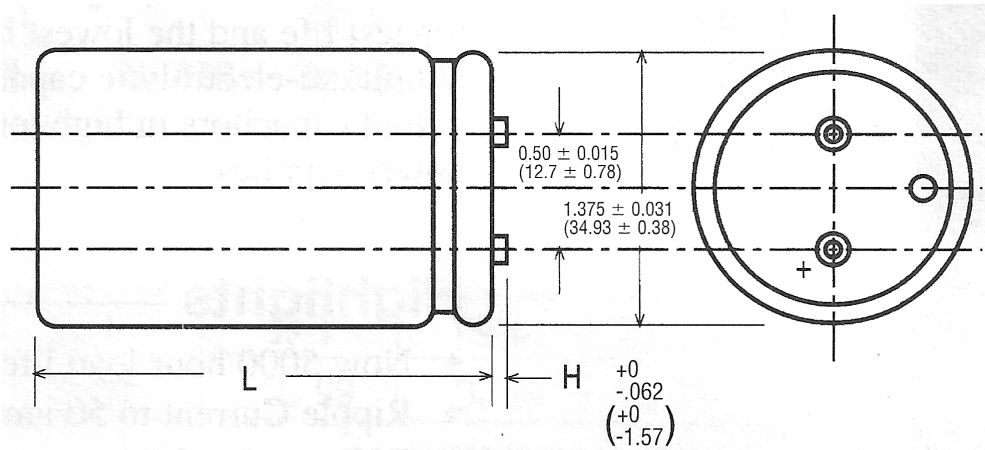
**7R5**  
Voltage  
6R3 = 6.3 Vdc  
063 = 63 Vdc  
100 = 100 Vdc

**AA**  
Case Code  
See Ratings  
Table

**1**  
Insulation  
0 = None  
1 = Polyester

**B**  
Terminal  
A = Low Post  
B = High Post

## Outline Drawing



## Terminal Dimensions

Terminal Style	Code	Post Diameter		H max		Thread	min Full Thread		Torque	
		in	mm	in	mm		in	mm	in-lb	N-m
Low Post	A	0.314	8.0	0.094	2.4	10-32	0.218	5.5	25	2.82
High Post	B	0.314	8.0	0.281	7.1	10-32	0.375	9.5	25	2.82

## Uninsulated Case Dimensions

For insulated case, add 0.024"(0.610 mm) to "D" and 0.030"(0.762 mm) to height.

Case Code	Diam. (D)		Length (L)		Terminals (S)		Typical Weight	
	±.031	±.78	±.062	±1.57	±0.015	±.78		
	Inches	mm	Inches	mm	Inches	mm	oz	g
AK	1.375	34.93	1.625	41.28	0.5	12.7	1.9	54
AA	1.375	34.93	2.125	53.98	0.5	12.7	2.0	57
AH	1.375	34.93	2.625	66.68	0.5	12.7	2.7	77
AB	1.375	34.93	3.125	79.38	0.5	12.7	3.3	94
AJ	1.375	34.93	3.625	92.08	0.5	12.7	3.8	108
AC	1.375	34.93	4.125	104.78	0.5	12.7	4.4	125
AD	1.375	34.93	4.625	117.48	0.5	12.7	5.1	145
AE	1.375	34.93	5.125	130.18	0.5	12.7	5.7	193
AF	1.375	34.93	5.625	142.88	0.5	12.7	6.4	230

# Type 125 -55 °C to +125 °C, Ultra-High Temperature, Military Grade

## The Pace-Setter for Long Life and High Temperature

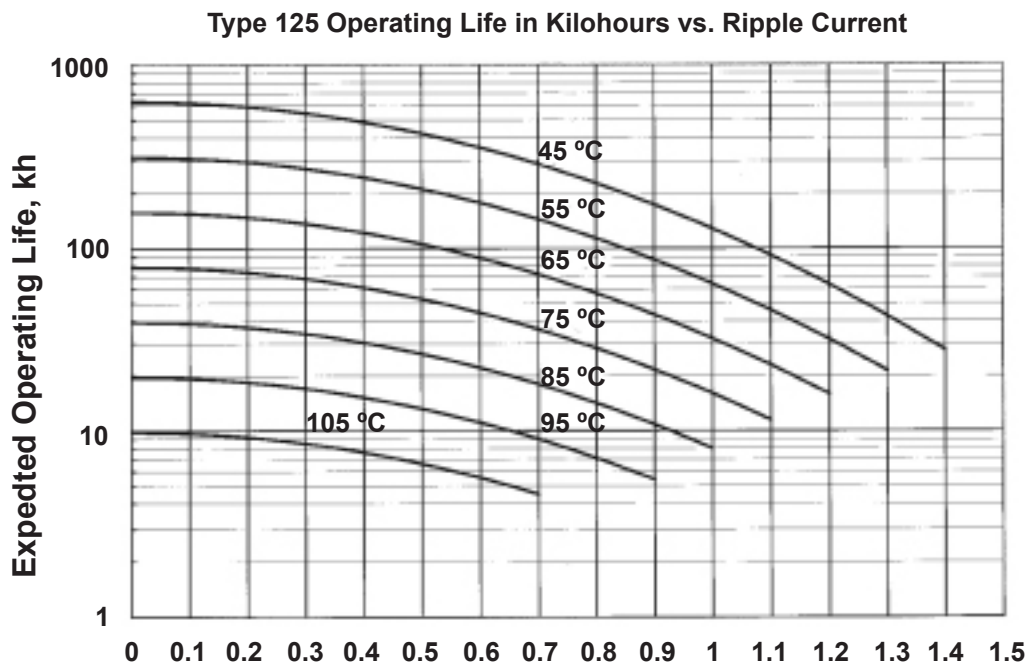
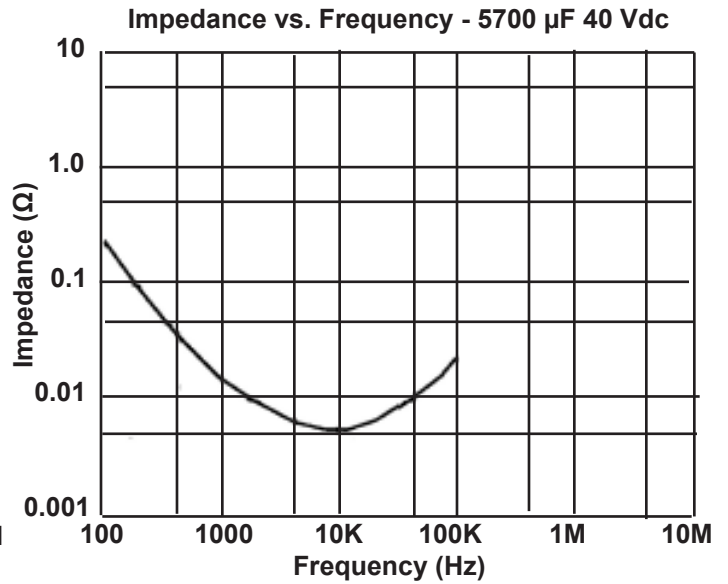
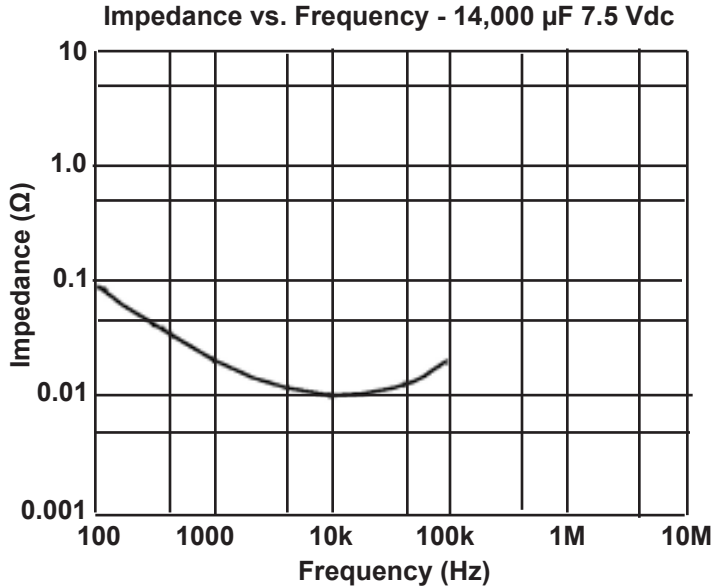
Cap µF	Catalog Part Number	ESR Max		Ripple Max		Nominal Size D x L (Inches)
		@ +25 °C		@ +85 °C		
		120 Hz (Ω)	20 kHz	120 Hz (Arms)	20 kHz	
<b>5Vdc (8 Vdc Surge)</b>						
25000	125253U005AK1B	0.028	0.022	10.3	15.5	1 3/8 x 1 5/8
49000	125493U005AA1B	0.017	0.013	17.2	21.0	1 3/8 x 2 1/8
65000	125653U005AH1B	0.012	0.010	21.0	25.4	1 3/8 x 2 5/8
89000	125893U005AB1B	0.010	0.008	24.0	28.5	1 3/8 x 3 1/8
110000	125114U005AJ1B	0.008	0.006	26.1	31.0	1 3/8 x 3 5/8
130000	125134U005AC1B	0.007	0.006	28.2	32.9	1 3/8 x 4 1/8
150000	125154U005AD1B	0.006	0.005	29.3	34.1	1 3/8 x 4 5/8
170000	125174U005AE1B	0.006	0.005	30.6	35.3	1 3/8 x 5 1/8
190000	125194U005AF1B	0.005	0.004	30.7	35.1	1 3/8 x 5 5/8
<b>6.3Vdc (10 Vdc Surge)</b>						
23000	125233U6R3AK1B	0.028	0.022	11.3	15.5	1 3/8 x 1 5/8
38000	125383U6R3AA1B	0.047	0.013	17.2	21.0	1 3/8 x 2 1/8
58000	125583U6R3AH1B	0.012	0.009	21.0	25.4	1 3/8 x 2 5/8
72000	125723U6R3AB1B	0.009	0.008	24.0	28.5	1 3/8 x 3 1/8
89000	125893U6R3AJ1B	0.008	0.006	26.1	31.0	1 3/8 x 3 5/8
110000	125114U6R3AC1B	0.007	0.006	28.2	32.9	1 3/8 x 4 1/8
120000	125124U6R3AD1B	0.006	0.005	29.6	34.0	1 3/8 x 4 5/8
140000	125144U6R3AE1B	0.006	0.005	30.6	35.3	1 3/8 x 5 1/8
160000	125164U6R3AF1B	0.005	0.004	30.7	35.1	1 3/8 x 5 5/8
<b>7.5Vdc (12 Vdc Surge)</b>						
20000	125203U7R5AK1B	0.029	0.022	11.8	15.5	1 3/8 x 1 5/8
33000	125333U7R5AA1B	0.017	0.013	16.8	20.9	1 3/8 x 2 1/8
48000	125483U7R5AH1B	0.013	0.010	20.4	25.2	1 3/8 x 2 5/8
63000	125633U7R5AB1B	0.010	0.008	23.4	28.5	1 3/8 x 3 1/8
78000	125783U7R5AJ1B	0.008	0.006	25.7	30.9	1 3/8 x 3 5/8
93000	125933U7R5AC1B	0.007	0.006	27.5	32.9	1 3/8 x 4 1/8
110000	125114U7R5AD1B	0.006	0.005	28.8	34.0	1 3/8 x 4 5/8
120000	125124U7R5AE1B	0.006	0.005	30.2	35.3	1 3/8 x 5 1/8
140000	125144U7R5AF1B	0.005	0.004	30.2	35.3	1 3/8 x 5 5/8
<b>12.5Vdc (20 Vdc Surge)</b>						
13000	125133U12R5AK1B	0.032	0.022	11.6	15.2	1 3/8 x 1 5/8
22000	125223U12R5AA1B	0.019	0.014	15.7	20.6	1 3/8 x 2 1/8
32000	125323U12R5AH1B	0.014	0.010	19.2	25.0	1 3/8 x 2 5/8
41000	125413U12R5AB1B	0.011	0.008	21.9	28.2	1 3/8 x 3 1/8
51000	125513U12R5AJ1B	0.009	0.007	24.1	30.6	1 3/8 x 3 5/8
61000	125613U12R5AC1B	0.008	0.006	25.9	32.4	1 3/8 x 4 1/8
71000	125713U12R5AD1B	0.007	0.005	27.2	33.7	1 3/8 x 4 5/8
81000	125813U12R5AE1B	0.006	0.005	28.5	35.0	1 3/8 x 5 1/8
90000	125903U12R5AF1B	0.006	0.004	28.8	34.7	1 3/8 x 5 5/8
<b>15Vdc (25 Vdc Surge)</b>						
10000	125103U015AK1B	0.031	0.021	11.1	14.4	1 3/8 x 1 5/8
17000	125173U015AA1B	0.019	0.013	15.2	19.5	1 3/8 x 2 1/8
24000	125243U015AH1B	0.013	0.01	18.6	23.7	1 3/8 x 2 5/8
32000	125323U015AB1B	0.011	0.008	21.2	26.8	1 3/8 x 3 1/8
40000	125403U015AJ1B	0.009	0.006	23.4	29.2	1 3/8 x 3 5/8

Cap µF	Catalog Part Number	ESR Max		Ripple Max		Nominal Size D x L (Inches)
		@ +25 °C		@ +85 °C		
		120 Hz (Ω)	20 kHz	120 Hz (Arms)	20 kHz	
<b>15Vdc (25 Vdc Surge)</b>						
47000	125473U015AC1B	0.008	0.005	25.1	31.0	1 3/8 x 4 1/8
55000	125553U015AD1B	0.007	0.005	26.5	32.3	1 3/8 x 4 5/8
62000	125623U015AE1B	0.006	0.005	27.8	33.6	1 3/8 x 5 1/8
70000	125703U015AF1B	0.006	0.004	28.1	33.4	1 3/8 x 5 5/8
<b>20Vdc (25 Vdc Surge)</b>						
7000	125702U020AK1B	0.034	0.022	10.4	10.4	1 3/8 x 1 5/8
12000	125123U020AA1B	0.020	0.013	14.4	14.4	1 3/8 x 2 1/8
18000	125183U020AH1B	0.015	0.010	17.5	17.5	1 3/8 x 2 5/8
24000	125243U020AB1B	0.012	0.008	20.0	20.0	1 3/8 x 3 1/8
29000	125293U020AJ1B	0.010	0.006	22.1	22.1	1 3/8 x 3 5/8
35000	125353U020AC1B	0.008	0.006	23.8	23.8	1 3/8 x 4 1/8
40000	125403U020AD1B	0.007	0.005	25.1	25.1	1 3/8 x 4 5/8
46000	125463U020AE1B	0.007	0.005	26.5	26.5	1 3/8 x 5 1/8
51000	125513U020AF1B	0.006	0.004	26.8	26.8	1 3/8 x 5 5/8
<b>25Vdc (40 Vdc Surge)</b>						
5600	125562U025AK1B	0.035	0.022	10.3	14.2	1 3/8 x 1 5/8
9300	125932U025AA1B	0.021	0.013	14.5	19.2	1 3/8 x 2 1/8
14000	125143U025AH1B	0.015	0.010	17.2	23.3	1 3/8 x 2 5/8
18000	125183U025AB1B	0.012	0.008	19.7	26.4	1 3/8 x 3 1/8
22000	125223U025AJ1B	0.010	0.006	21.7	28.8	1 3/8 x 3 5/8
26000	125263U025AC1B	0.009	0.006	23.5	30.7	1 3/8 x 4 1/8
30000	125303U025AD1B	0.008	0.005	24.8	32.0	1 3/8 x 4 5/8
34000	125343U025AE1B	0.007	0.005	26.1	33.3	1 3/8 x 5 1/8
39000	125393U025AF1B	0.006	0.004	26.4	33.1	1 3/8 x 5 5/8
<b>30Vdc (50 Vdc Surge)</b>						
4000	125402U030AK1B	0.037	0.022	9.9	14.1	1 3/8 x 1 5/8
7300	125732U030AA1B	0.022	0.013	13.5	19	1 3/8 x 2 1/8
11000	125113U030AH1B	0.016	0.010	16.5	23.1	1 3/8 x 2 5/8
14000	125143U030AB1B	0.013	0.008	18.9	26.2	1 3/8 x 3 1/8
17000	125173U030AJ1B	0.011	0.007	20.9	28.6	1 3/8 x 3 5/8
20000	125203U030AC1B	0.009	0.006	22.6	30.5	1 3/8 x 4 1/8
24000	125243U030AD1B	0.008	0.005	23.8	31.7	1 3/8 x 4 5/8
27000	125273U030AE1B	0.007	0.005	25.2	33	1 3/8 x 5 1/8
30000	125303U030AF1B	0.007	0.004	25.5	33	1 3/8 x 5 5/8
<b>40Vdc (60 Vdc Surge)</b>						
2600	125262U040AK1B	0.040	0.022	9.4	14.0	1 3/8 x 1 5/8
4600	125462U040AA1B	0.024	0.014	12.8	18.9	1 3/8 x 2 1/8
6700	125672U040AH1B	0.017	0.010	15.8	22.8	1 3/8 x 2 5/8
8800	125882U040AB1B	0.014	0.008	18.0	25.9	1 3/8 x 3 1/8
11000	125113U040AJ1B	0.011	0.007	20.0	28.3	1 3/8 x 3 5/8
13000	125133U040AC1B	0.010	0.006	21.7	30.2	1 3/8 x 4 1/8
15000	125153U040AD1B	0.009	0.005	22.8	31.4	1 3/8 x 4 5/8
17000	125173U040AE1B	0.008	0.005	24.3	32.7	1 3/8 x 5 1/8
19000	125193U040AF1B	0.007	0.004	24.5	32.7	1 3/8 x 5 5/8

# Type 125 $-55\text{ }^{\circ}\text{C}$ to $+125\text{ }^{\circ}\text{C}$ , Ultra-High Temperature, Military Grade

## The Pace-Setter for Long Life and High Temperature

### Performance Curves



**Notice and Disclaimer:** All product drawings, descriptions, specifications, statements, information and data (collectively, the "Information") in this datasheet or other publication are subject to change. The customer is responsible for checking, confirming and verifying the extent to which the Information contained in this datasheet or other publication is applicable to an order at the time the order is placed. All Information given herein is believed to be accurate and reliable, but it is presented without any guarantee, warranty, representation or responsibility of any kind, expressed or implied. Statements of suitability for certain applications are based on the knowledge that the Cornell Dubilier company providing such statements ("Cornell Dubilier") has of operating conditions that such Cornell Dubilier company regards as typical for such applications, but are not intended to constitute any guarantee, warranty or representation regarding any such matter – and Cornell Dubilier specifically and expressly disclaims any guarantee, warranty or representation concerning the suitability for a specific customer application, use, storage, transportation, or operating environment. The Information is intended for use only by customers who have the requisite experience and capability to determine the correct products for their application. Any technical advice inferred from this Information or otherwise provided by Cornell Dubilier with reference to the use of any Cornell Dubilier products is given gratis (unless otherwise specified by Cornell Dubilier), and Cornell Dubilier assumes no obligation or liability for the advice given or results obtained. Although Cornell Dubilier strives to apply the most stringent quality and safety standards regarding the design and manufacturing of its products, in light of the current state of the art, isolated component failures may still occur. Accordingly, customer applications which require a high degree of reliability or safety should employ suitable designs or other safeguards (such as installation of protective circuitry or redundancies or other appropriate protective measures) in order to ensure that the failure of an electrical component does not result in a risk of personal injury or property damage. Although all product-related warnings, cautions and notes must be observed, the customer should not assume that all safety measures are indicated in such warnings, cautions and notes, or that other safety measures may not be required.

## X-ON Electronics

Largest Supplier of Electrical and Electronic Components

*Click to view similar products for* [Aluminium Electrolytic Capacitors - Screw Terminal](#) *category:*

*Click to view products by* [Cornell Dubilier](#) *manufacturer:*

Other Similar products are found below :

[M39018/04-2181M](#) [M39018/06-0125M](#) [M39018/06-0158M](#) [A331FH221M500A](#) [A331FD682M063A](#) [A331LH223M063A](#)  
[A331PM682M200A](#) [FAS220250AA](#) [M39018/04-2146M](#) [36DA222F450CC2A](#) [32D502F075CD2B](#) [36D552G040AC2A](#) [36DA223F025BA2A](#)  
[36DA563F050BF2A](#) [36DA152F400BC2AEA](#) [M39018/04-2145M](#) [36DA683F025BL2A](#) [M39018/06-0139M](#) [A331PM472M250A](#)  
[E74D400HPN173TCE3M](#) [500X822U450DG1B](#) [HV101761T250BA2A](#) [A331LH683M025A](#) [A331LM333M063A](#) [A331TW682M500A](#)  
[ALS36H222L5L350](#) [550322T450DF2BP](#) [500332U050BB2B](#) [3186EC422U100APA1](#) [E36D351CPN402TEE3U](#) [HES352T325X5L](#)  
[E36D800HPN104MEE3U](#) [E36D401HPN542TEH0U](#) [E36D451LPN412TEB7U](#) [E32D3B1HPN222MD79U](#) [E36D800HLN104MEE3U](#) [MC-](#)  
[TD5.08H02C-0001](#) [DB2EKCM-5.08-2P-GN](#) [DB129R-5.0-2P-GN-S](#) [DB129R-5.0-3P-GN-S](#) [DB129R-5.08-2P-GN-S](#) [DB129R-5.08-3P-GN-S](#)  
[CGH292T250V3L](#) [MAL210158103E3](#) [MAL210253472E3](#) [B41458B7479M000](#) [B43703A5828M000](#) [B43742A4189M000](#)  
[B43742A5278M000](#) [B43742A6188M000](#)