

# Type 380LQ 85 °C Compact, High Capacitance, Snap-In Aluminum

## High Capacitance per Case Size



Type 380LQ is on average 27% smaller and more than 10 mm shorter than Type 380LX. This is achieved with a new can-closure method that permits installing capacitor elements into smaller cans. Approaching the capability of the 380LX, the new 380LQ enables you to shrink equipment size and retain the original performance.

### Highlights

- New, more capacitance per case
- Compare to Type 380LX
- New, lower voltages down to 16 V

### Specifications

Temperature Range	-40 °C to + 85 °C ≤ 315 Vdc -25 °C to + 85 °C ≥ 350 Vdc																													
Rated Voltage Range	16 Vdc to 450 Vdc																													
Capacitance Range	82 µF to 100,000 µF																													
Capacitance Tolerance	±20%																													
Leakage Current	≤ 3 $\sqrt{CV}$ µA, 4 mA max, 5 minutes																													
Ripple Current Multipliers	<p>Ambient Temperature</p> <table border="1"> <thead> <tr> <th>45 °C</th> <th>60 °C</th> <th>70 °C</th> <th>85 °C</th> </tr> </thead> <tbody> <tr> <td>1.50</td> <td>1.40</td> <td>1.30</td> <td>1.00</td> </tr> </tbody> </table> <p>Frequency</p> <table border="1"> <thead> <tr> <th>Voltage</th> <th>50 Hz</th> <th>60 Hz</th> <th>120 Hz</th> <th>500 kHz</th> <th>1 kHz</th> <th>10 kHz &amp; Up</th> </tr> </thead> <tbody> <tr> <td>16–100 WV</td> <td>0.93</td> <td>0.95</td> <td>1.00</td> <td>1.05</td> <td>1.08</td> <td>1.15</td> </tr> <tr> <td>160–450 WV</td> <td>0.75</td> <td>0.80</td> <td>1.00</td> <td>1.20</td> <td>1.25</td> <td>1.40</td> </tr> </tbody> </table>	45 °C	60 °C	70 °C	85 °C	1.50	1.40	1.30	1.00	Voltage	50 Hz	60 Hz	120 Hz	500 kHz	1 kHz	10 kHz & Up	16–100 WV	0.93	0.95	1.00	1.05	1.08	1.15	160–450 WV	0.75	0.80	1.00	1.20	1.25	1.40
45 °C	60 °C	70 °C	85 °C																											
1.50	1.40	1.30	1.00																											
Voltage	50 Hz	60 Hz	120 Hz	500 kHz	1 kHz	10 kHz & Up																								
16–100 WV	0.93	0.95	1.00	1.05	1.08	1.15																								
160–450 WV	0.75	0.80	1.00	1.20	1.25	1.40																								
Low Temperature Characteristics	Impedance ratio: $Z_{-20^{\circ}\text{C}}/Z_{+25^{\circ}\text{C}}$ ≤ 8 (16–50 Vdc) ≤ 4 (63–100 Vdc) ≤ 3 (150–450 Vdc)																													
Endurance Life Test	2000 h at full load at 85 °C Δ Capacitance ±20% ESR 200% of limit DCL 100% of limit																													
Shelf Life Test	1000 h at 85 °C Δ Capacitance ±20% ESR 200% of limit DCL 100% of limit																													
Vibration	10 to 55 Hz, 0.06" and 10 g max, 2 h each plane																													
<a href="#">RoHS Compliant</a>																														

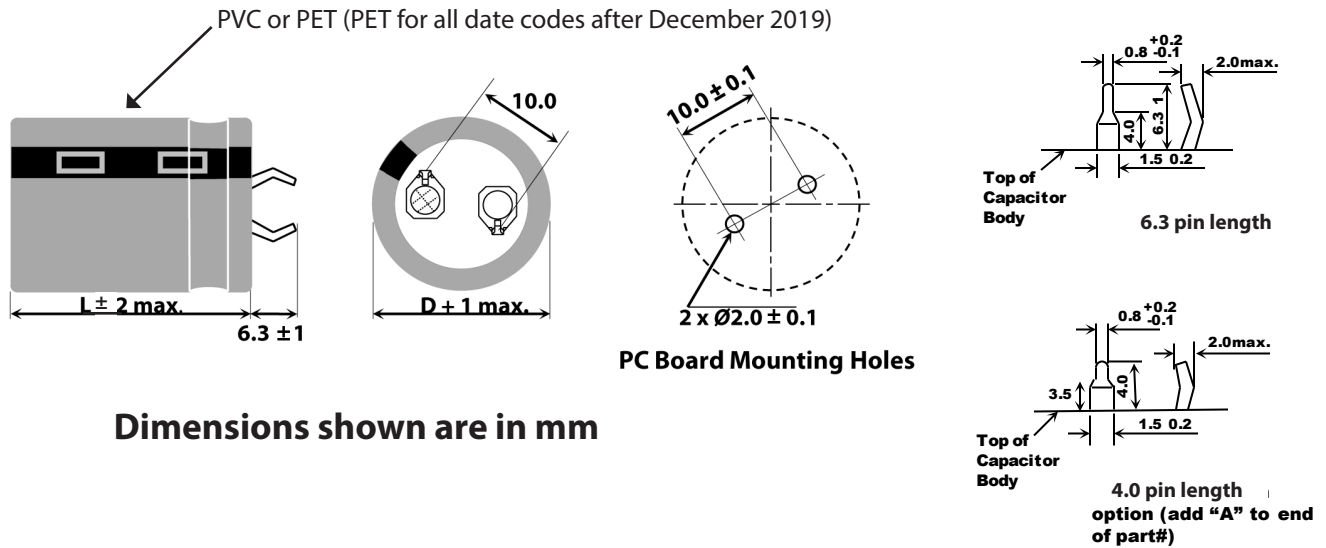
# Type 380LQ 85 °C Compact, High Capacitance Snap-in Capacitors

## High Capacitance per Case Size

### Part Numbering System

<b>380LQ</b>	<b>272</b>	<b>M</b>	<b>200</b>	<b>A05</b>	<b>2</b>	<b>A</b>
<b>Type</b>	<b>Cap</b>	<b>Tolerance</b>	<b>Voltage</b>	<b>Case Code</b>	<b>Insulation</b>	<b>Pin Styles</b>
<b>380LQ</b>	<b>561 = 560 μF</b>	<b>M = ±20%</b>	<b>016 = 16 Vdc</b>		<b>2 = PVC</b>	<b>Blank = 2 pins</b>
	<b>272 = 2700 μF</b>		<b>200 = 200 Vdc</b>		<b>or PET(PET after 12/19)</b>	<b>snap-in 6.3 mm L</b>
	<b>392 = 3900 μF</b>		<b>450 = 450 Vdc</b>			<b>A = 2 pins snap-in</b>
						<b>4.0 mm L</b>

### Outline Drawing



### Insulated Case Dimensions

Case Code	DIAMETER D		LENGTH L		Typical Weight (grams)	Case Code	DIAMETER D		LENGTH L		Typical Weight (grams)
	mm	inches	mm	inches			mm	inches	mm	inches	
H01	22	0.87	25	0.98	16	K01	30	1.18	25	0.98	30
H02	22	0.87	30	1.18	19	K02	30	1.18	30	1.18	35
H03	22	0.87	35	1.38	22	K03	30	1.18	35	1.38	40
H04	22	0.87	40	1.57	24	K04	30	1.18	40	1.57	44
H45	22	0.87	45	1.77	28	K45	30	1.18	45	1.77	49
H05	22	0.87	50	1.97	31	K05	30	1.18	50	1.97	53
J01	25	0.98	25	0.98	20	A01	35	1.38	25	0.98	42
J02	25	0.98	30	1.18	24	A02	35	1.38	30	1.18	48
J03	25	0.98	35	1.38	27	A03	35	1.38	35	1.38	54
J04	25	0.98	40	1.57	31	A04	35	1.38	40	1.57	60
J45	25	0.98	45	1.77	35	A45	35	1.38	45	1.77	67
J05	25	0.98	50	1.97	38	A05	35	1.38	50	1.97	74

# Type 380LQ 85 °C Compact, High Capacitance Snap-in Capacitors

## High Capacitance per Case Size

### Ratings

Cap. (uF)	Catalog Part Number	Max. ESR @ +25°C		Ripple Amps @ +85°C		Nominal Size D x L (mm)
		120 Hz	20 kHz	120 Hz	20 kHz	
		(ohms)	(ohms)	(A)	(A)	
<b>16 Vdc (20 Vdc Surge)</b>						
12000	380LQ123M016H022	0.069	0.059	3.13	3.60	22 x 30
15000	380LQ153M016H032	0.055	0.047	3.69	4.24	22 x 35
18000	380LQ183M016H032	0.046	0.039	3.10	4.58	22 x 35
22000	380LQ223M016H042	0.038	0.032	4.52	5.20	22 x 40
27000	380LQ273M016H052	0.031	0.026	6.31	7.26	22 x 50
33000	380LQ333M016K032	0.025	0.021	6.84	7.87	30 x 35
39000	380LQ393M016K042	0.024	0.020	6.94	7.98	30 x 40
47000	380LQ473M016K452	0.023	0.019	7.47	8.59	30 x 45
56000	380LQ563M016A452	0.022	0.018	8.73	10.04	35 x 45
68000	380LQ683M016A452	0.021	0.018	9.05	10.41	35 x 45
82000	380LQ823M016A052	0.020	0.018	9.49	10.91	35 x 50
100000	380LQ104M016A052	0.019	0.018	10.18	11.71	35 x 50
<b>25 Vdc (32 Vdc Surge)</b>						
8200	380LQ822M025H022	0.081	0.065	2.86	3.29	22 x 30
12000	380LQ123M025J022	0.055	0.044	4.10	4.72	25 x 30
15000	380LQ153M025J032	0.044	0.035	4.63	5.32	25 x 35
18000	380LQ183M025J042	0.037	0.029	5.47	6.29	25 x 40
18000	380LQ183M025K012	0.037	0.029	4.66	5.36	30 x 25
22000	380LQ223M025J452	0.030	0.024	6.10	7.02	25 x 45
27000	380LQ273M025K042	0.025	0.020	6.21	7.14	30 x 40
33000	380LQ333M025K452	0.020	0.016	6.84	7.87	30 x 45
39000	380LQ393M025A452	0.020	0.016	7.36	8.46	35 x 45
47000	380LQ473M025A052	0.019	0.015	8.00	9.20	35 x 50
56000	380LQ563M025A052	0.019	0.016	8.91	10.25	35 x 50
<b>35 Vdc (44 Vdc Surge)</b>						
5600	380LQ562M035H022	0.104	0.078	2.79	3.20	22 x 30
8200	380LQ822M035J022	0.071	0.053	4.00	4.60	25 x 30
10000	380LQ103M035J022	0.058	0.044	4.42	5.08	25 x 30
10000	380LQ103M035J032	0.058	0.044	4.42	5.08	25 x 35
12000	380LQ123M035J042	0.048	0.036	5.05	5.81	25 x 40
12000	380LQ123M035K012	0.048	0.036	4.15	4.77	30 x 25
15000	380LQ153M035K042	0.036	0.027	5.60	6.40	30 x 40
18000	380LQ183M035K452	0.032	0.024	5.68	6.53	30 x 45
22000	380LQ223M035K452	0.026	0.020	6.10	7.02	30 x 45
27000	380LQ273M035A052	0.021	0.016	6.84	7.87	35 x 50
33000	380LQ333M035A052	0.018	0.014	7.15	8.22	35 x 50
39000	380LQ393M035A052	0.017	0.014	7.91	9.10	35 x 50
47000	380LQ473M035A552	0.017	0.014	8.56	9.84	35 x 55
<b>50 Vdc (63 Vdc Surge)</b>						
3300	380LQ332M050H012	0.151	0.113	2.41	2.77	22 x 25
4700	380LQ472M050H032	0.106	0.079	3.03	3.48	22 x 35
5600	380LQ562M050J032	0.089	0.067	3.42	3.93	25 x 35

# Type 380LQ 85 °C Compact, High Capacitance Snap-in Capacitors

## High Capacitance per Case Size

Cap. (uF)	Catalog Part Number	Max. ESR @ +25°C		Ripple Amps @ +85°C		Nominal Size
		120 Hz	20 kHz	120 Hz	20 kHz	D x L
		(ohms)	(ohms)	(A)	(A)	(mm)
<b>50 Vdc (63 Vdc Surge)</b>						
6800	380LQ682M050H452	0.073	0.055	3.85	4.43	22 x 45
6800	380LQ682M050J022	0.073	0.055	3.22	3.71	25 x 30
8200	380LQ822M050H452	0.061	0.045	4.41	5.07	22 x 45
8200	380LQ822M050J032	0.061	0.045	4.41	5.07	25 x 35
10000	380LQ103M050J052	0.050	0.037	4.97	5.72	25 x 50
10000	380LQ103M050A032	0.050	0.037	4.97	5.72	35 x 35
12000	380LQ123M050A032	0.041	0.031	5.58	6.42	35 x 35
18000	380LQ183M050A452	0.028	0.021	6.94	7.98	35 x 45
22000	380LQ223M050A052	0.023	0.018	7.57	8.71	35 x 50
<b>63 Vdc (79 Vdc Surge)</b>						
2200	380LQ222M063H022	0.188	0.141	2.35	2.70	22 x 30
3300	380LQ332M063H042	0.126	0.094	2.72	3.13	22 x 40
3900	380LQ392M063J022	0.106	0.080	3.13	3.60	25 x 30
4700	380LQ472M063J032	0.088	0.066	3.59	4.13	25 x 35
4700	380LQ472M063K022	0.061	0.046	3.89	4.48	30 x 30
5600	380LQ562M063K042	0.074	0.056	4.11	4.72	30 x 40
6800	380LQ682M063K042	0.061	0.046	4.55	5.24	30 x 40
8200	380LQ822M063A032	0.051	0.038	4.68	5.38	35 x 35
10000	380LQ103M063K042	0.041	0.031	5.35	6.15	30 x 40
10000	380LQ103M063K452	0.041	0.031	6.52	7.50	30 x 45
12000	380LQ123M063K052	0.035	0.026	7.15	8.22	30 x 50
15000	380LQ153M063A052	0.028	0.021	7.91	9.10	35 x 50
18000	380LQ183M063A552	0.023	0.018	8.55	9.83	35 x 55
<b>80 Vdc (100 Vdc Surge)</b>						
1500	380LQ152M080H022	0.221	0.166	2.01	2.31	22 x 30
1800	380LQ182M080H032	0.184	0.138	2.11	2.43	22 x 35
2200	380LQ222M080H042	0.151	0.113	2.73	3.14	22 x 40
2700	380LQ272M080J042	0.123	0.092	2.78	3.20	25 x 40
3300	380LQ332M080J042	0.100	0.075	3.21	3.69	25 x 40
3900	380LQ392M080K042	0.085	0.064	3.59	4.13	30 x 40
4700	380LQ472M080K042	0.071	0.053	4.09	4.70	30 x 40
5600	380LQ562M080K452	0.059	0.044	4.55	5.23	30 x 45
6800	380LQ682M080K052	0.049	0.037	5.16	5.93	30 x 50
8200	380LQ822M080A452	0.040	0.030	5.83	6.70	35 x 45
10000	380LQ103M080A052	0.040	0.030	5.83	6.70	35 x 50
<b>100 Vdc (125 Vdc Surge)</b>						
1000	380LQ102M100H022	0.332	0.216	2.12	2.44	22 x 30
1200	380LQ122M100H022	0.276	0.180	2.12	2.44	22 x 30
1500	380LQ152M100K012	0.221	0.144	2.57	2.96	30 x 25
1800	380LQ182M100H042	0.184	0.120	2.60	2.99	22 x 40
2200	380LQ222M100J452	0.151	0.098	3.14	3.61	25 x 45

# Type 380LQ 85 °C Compact, High Capacitance Snap-in Capacitors

## High Capacitance per Case Size

Cap. (uF)	Catalog Part Number	Max. ESR @ +25°C		Ripple Amps @ +85°C		Nominal Size D x L (mm)
		120 Hz	20 kHz	120 Hz	20 kHz	
		(ohms)	(ohms)	(A)	(A)	
<b>100 Vdc (125 Vdc Surge)</b>						
2200	380LQ222M100K012	0.151	0.098	3.14	3.61	30 x 25
2700	380LQ272M100J452	0.123	0.080	3.66	4.21	25 x 45
2700	380LQ272M100A022	0.123	0.080	3.71	4.27	35 x 30
3300	380LQ332M100A022	0.100	0.065	4.06	4.67	35 x 30
3900	380LQ392M100K052	0.085	0.055	4.54	5.22	30 x 50
4700	380LQ472M100K052	0.071	0.046	5.13	5.90	30 x 50
5600	380LQ562M100A052	0.059	0.041	5.75	6.61	35 x 50
6800	380LQ682M100A052	0.049	0.034	6.60	7.59	35 x 50
<b>160 Vdc (200 Vdc Surge)</b>						
560	380LQ561M160H042	0.355	0.160	2.25	3.15	22 x 40
680	380LQ681M160H042	0.293	0.132	2.35	3.29	22 x 40
820	380LQ821M160J042	0.243	0.109	2.75	3.85	25 x 40
1000	380LQ102M160J042	0.199	0.090	3.00	4.20	25 x 40
1200	380LQ122M160K032	0.166	0.075	3.25	4.55	30 x 35
1500	380LQ152M160K452	0.133	0.060	3.73	5.22	30 x 45
1800	380LQ182M160K452	0.111	0.050	4.20	5.88	30 x 45
2200	380LQ222M160K052	0.098	0.049	4.78	6.69	30 x 50
2700	380LQ272M160A042	0.080	0.040	5.45	7.63	35 x 40
2700	380LQ272M160A052	0.074	0.033	5.45	7.63	35 x 50
3300	380LQ332M160A052	0.070	0.035	5.75	8.05	35 x 50
<b>180 Vdc (225 Vdc Surge)</b>						
470	380LQ471M180H022	0.423	0.190	1.91	2.68	22 x 30
560	380LQ561M180H042	0.355	0.160	2.25	3.15	22 x 40
680	380LQ681M180J032	0.290	0.130	1.70	2.38	25 x 35
820	380LQ821M180H452	0.240	0.110	2.00	2.80	22 x 45
1000	380LQ102M180H052	0.200	0.090	2.99	4.19	22 x 50
1200	380LQ122M180J052	0.170	0.080	3.31	4.63	25 x 50
1500	380LQ152M180J052	0.130	0.060	3.83	5.36	25 x 50
1800	380LQ182M180K052	0.120	0.054	4.32	6.05	30 x 50
2200	380LQ222M180K052	0.100	0.050	4.86	6.81	30 x 50
2700	380LQ272M180A052	0.090	0.040	5.30	7.42	35 x 50
<b>200 Vdc (250 Vdc Surge)</b>						
390	380LQ391M200H022	0.510	0.230	1.68	2.35	22 x 30
470	380LQ471M200H022	0.423	0.190	1.85	2.59	22 x 30
560	380LQ561M200H042	0.360	0.160	2.18	3.05	22 x 40
680	380LQ681M200J032	0.290	0.130	2.48	3.47	25 x 35
820	380LQ821M200H452	0.240	0.110	2.75	3.85	22 x 45
1000	380LQ102M200H452	0.199	0.090	3.25	4.55	22 x 45
1000	380LQ102M200H052	0.200	0.090	3.20	4.48	22 x 50
1000	380LQ102M200K022	0.199	0.090	3.25	4.55	30 x 30
1200	380LQ122M200J052	0.166	0.075	3.50	4.90	25 x 50
1200	380LQ122M200K022	0.166	0.075	3.50	4.90	30 x 30

# Type 380LQ 85 °C Compact, High Capacitance Snap-in Capacitors

## High Capacitance per Case Size

Cap. (uF)	Catalog Part Number	Max. ESR @ +25°C		Ripple Amps @ +85°C		Nominal Size D x L (mm)
		120 Hz (ohms)	20 kHz (ohms)	120 Hz (A)	20 kHz (A)	
<b>200 Vdc (250 Vdc Surge)</b>						
1500	380LQ152M200K052	0.130	0.070	3.87	5.12	30 x 50
1800	380LQ182M200K052	0.160	0.080	4.32	6.05	30 x 50
1800	380LQ182M200A032	0.120	0.060	4.32	6.05	35 x 35
2200	380LQ222M200K052	0.098	0.049	4.92	6.89	30 x 50
2200	380LQ222M200A042	0.105	0.053	4.81	6.73	35 x 40
2700	380LQ272M200A052	0.105	0.052	5.00	7.00	35 x 50
<b>250 Vdc (300 Vdc Surge)</b>						
270	380LQ271M250H022	0.737	0.332	1.31	1.83	22 x 30
330	380LQ331M250H022	0.603	0.271	1.66	2.32	22 x 30
390	380LQ391M250J032	0.510	0.230	1.91	2.67	25 x 35
470	380LQ471M250J032	0.420	0.190	2.11	2.95	25 x 35
470	380LQ471M250J042	0.423	0.190	2.11	2.95	25 x 40
560	380LQ561M250J022	0.355	0.160	2.20	3.08	25 x 30
560	380LQ561M250J032	0.355	0.160	2.25	3.15	25 x 35
680	380LQ681M250H052	0.293	0.132	2.30	3.20	22 x 50
680	380LQ681M250J032	0.293	0.132	2.50	3.50	25 x 35
680	380LQ681M250K022	0.293	0.132	2.50	3.50	30 x 30
820	380LQ821M250J452	0.240	0.110	2.77	3.88	25 x 45
820	380LQ821M250K022	0.243	0.109	2.77	3.88	30 x 30
1000	380LQ102M250K032	0.199	0.090	3.32	4.65	30 x 35
1000	380LQ102M250A022	0.199	0.090	3.32	4.65	35 x 30
1200	380LQ122M250K042	0.166	0.075	3.53	4.94	30 x 40
1200	380LQ122M250A032	0.166	0.083	3.53	4.94	35 x 35
1500	380LQ152M250K052	0.133	0.066	4.04	5.66	30 x 50
1500	380LQ152M250A042	0.133	0.066	4.04	5.66	35 x 40
1800	380LQ182M250A452	0.111	0.055	4.55	6.37	35 x 45
2200	380LQ222M250A052	0.105	0.052	5.00	7.00	35 x 50
<b>315 Vdc (365 Vdc Surge)</b>						
180	380LQ181M315H022	1.100	0.553	1.21	1.69	22 x 30
220	380LQ221M315H032	0.900	0.452	1.41	1.97	22 x 35
270	380LQ271M315J032	0.740	0.370	1.60	2.24	25 x 35
330	380LQ331M315J042	0.600	0.300	1.82	2.55	25 x 40
390	380LQ391M315J042	0.510	0.255	2.01	2.81	25 x 40
390	380LQ391M315K022	0.510	0.255	2.01	2.81	30 x 30
470	380LQ471M315J042	0.420	0.270	2.27	3.18	25 x 40
470	380LQ471M315K022	0.423	0.212	2.27	3.18	30 x 30
560	380LQ561M315J052	0.360	0.200	2.49	3.56	25 x 50
560	380LQ561M315K032	0.355	0.178	2.56	3.58	30 x 35
680	380LQ681M315K042	0.293	0.148	2.87	4.02	30 x 40
680	380LQ681M315A032	0.293	0.146	2.87	4.55	35 x 35
820	380LQ821M315K452	0.243	0.121	3.25	4.55	30 x 45
820	380LQ821M315A042	0.243	0.121	3.25	4.55	35 x 40

# Type 380LQ 85 °C Compact, High Capacitance Snap-in Capacitors

## High Capacitance per Case Size

Cap. ( $\mu$ F)	Catalog Part Number	Max. ESR @ +25°C		Ripple Amps @ +85°C		Nominal Size
		120 Hz	20 kHz	120 Hz	20 kHz	D x L
		(ohms)	(ohms)	(A)	(A)	(mm)
<b>315 Vdc (365 Vdc Surge)</b>						
1000	380LQ102M315K052	0.199	0.090	3.63	5.08	30 x 50
1000	380LQ102M315A452	0.199	0.109	3.63	5.08	35 x 45
<b>350 Vdc (400 Vdc Surge)</b>						
150	380LQ151M350H022	1.330	0.660	1.12	1.57	22 x 30
180	380LQ181M350H022	1.106	0.497	1.20	1.70	22 x 30
220	380LQ221M350H032	0.900	0.452	1.44	2.02	22 x 35
270	380LQ271M350H452	0.737	0.376	1.66	2.32	22 x 45
270	380LQ271M350J022	0.737	0.376	1.66	2.32	25 x 30
330	380LQ331M350J032	0.603	0.301	1.88	2.63	25 x 35
330	380LQ331M350J042	0.600	0.300	1.88	2.63	25 x 40
390	380LQ391M350J042	0.510	0.260	2.06	2.88	25 x 40
390	380LQ391M350K022	0.510	0.255	2.06	2.88	30 x 30
470	380LQ471M350K032	0.423	0.211	2.40	3.36	30 x 35
470	380LQ471M350A022	0.420	0.211	2.39	3.35	35 x 30
560	380LQ561M350K042	0.355	0.178	2.60	3.64	30 x 40
680	380LQ681M350K452	0.293	0.146	2.96	4.14	30 x 45
680	380LQ681M350A032	0.293	0.146	2.96	4.14	35 x 35
820	380LQ821M350K052	0.243	0.121	3.25	4.55	30 x 50
820	380LQ821M350A452	0.243	0.121	3.25	4.55	35 x 45
1000	380LQ102M350A052	0.199	0.109	3.54	4.96	35 x 50
<b>400 Vdc (450 Vdc Surge)</b>						
150	380LQ151M400H022	1.659	0.748	0.70	0.98	22 x 30
180	380LQ181M400J032	1.105	0.550	1.44	2.02	25 x 35
220	380LQ221M400H042	0.900	0.450	1.49	2.09	22 x 40
220	380LQ221M400J022	0.905	0.452	1.49	2.09	25 x 30
270	380LQ271M400H452	0.737	0.368	1.67	2.34	22 x 45
270	380LQ271M400K022	0.737	0.368	1.67	2.34	30 x 30
330	380LQ331M400K022	0.603	0.301	1.90	2.66	30 x 30
330	380LQ331M400K032	0.603	0.300	1.90	2.66	30 x 35
330	380LQ331M400A012	0.603	0.301	1.90	2.66	35 x 25
390	380LQ391M400J452	0.510	0.255	2.13	2.98	25 x 45
390	380LQ391M400K032	0.510	0.255	2.13	2.98	30 x 35
390	380LQ391M400A022	0.510	0.255	2.13	2.98	35 x 30
470	380LQ471M400K042	0.423	0.212	2.39	3.35	30 x 40
470	380LQ471M400A032	0.420	0.210	2.39	3.35	35 x 35
560	380LQ561M400K452	0.355	0.178	2.69	3.77	30 x 45
560	380LQ561M400A032	0.355	0.178	2.69	3.77	35 x 35
680	380LQ681M400K052	0.293	0.148	2.96	4.14	30 x 50
680	380LQ681M400A042	0.293	0.148	2.70	3.80	35 x 40
680	380LQ681M400A452	0.293	0.148	2.96	4.14	35 x 45
820	380LQ821M400A452	0.243	0.122	2.95	4.15	35 x 45
820	380LQ821M400A052	0.243	0.122	3.25	4.55	35 x 50

# Type 380LQ 85 °C Compact, High Capacitance Snap-in Capacitors

## High Capacitance per Case Size

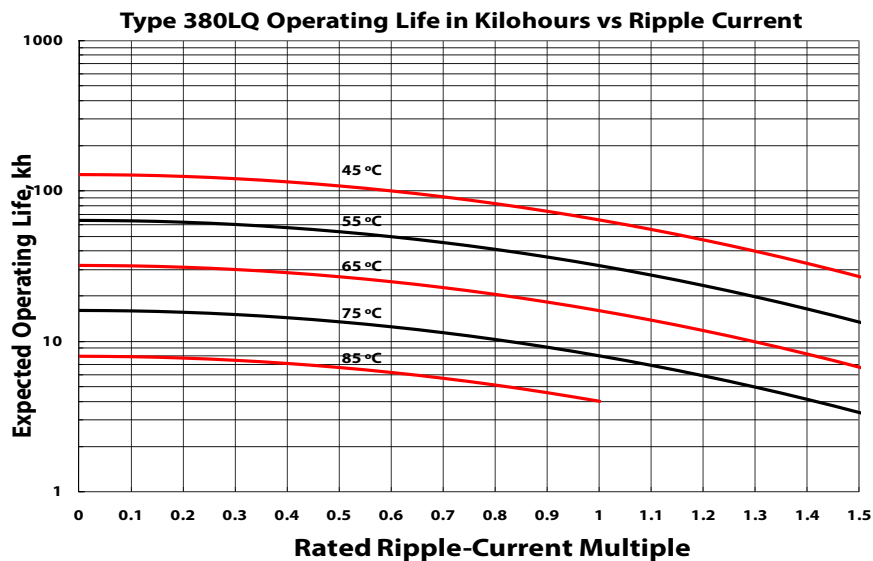
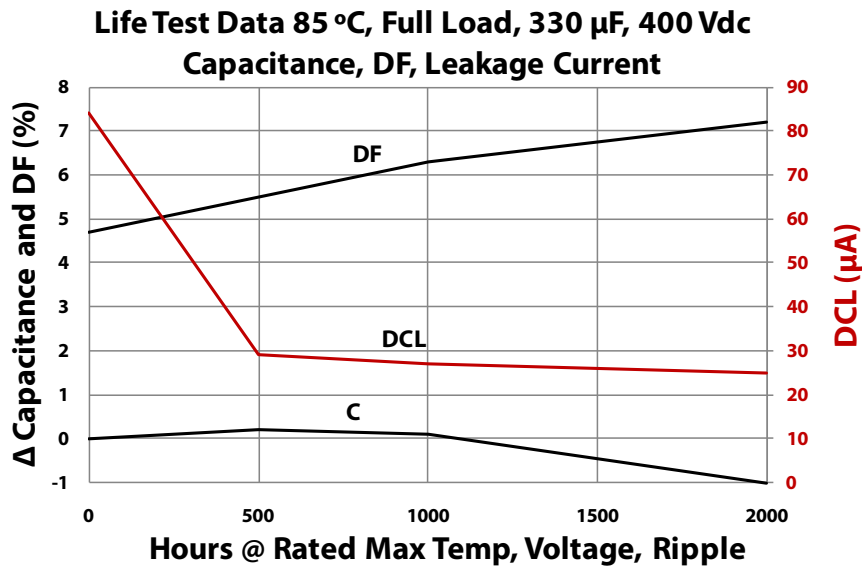
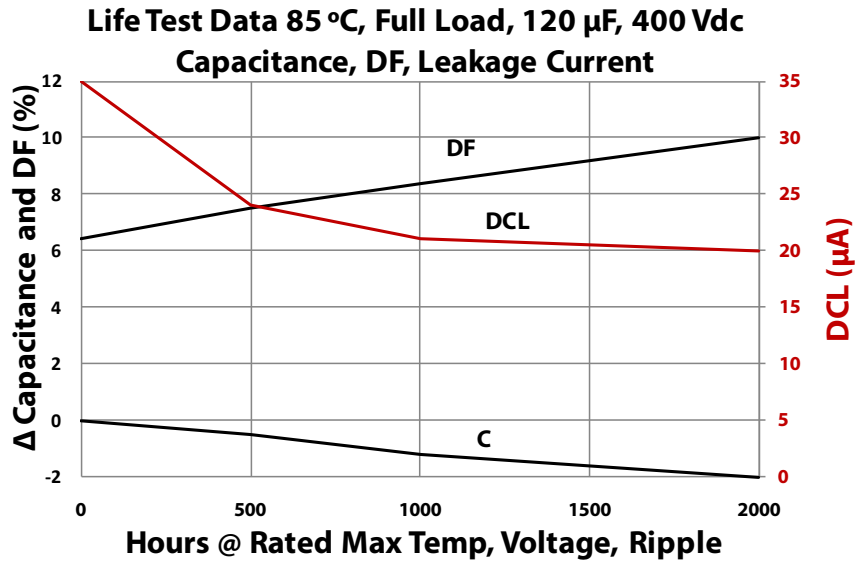
Cap. (uF)	Catalog Part Number	Max. ESR @ +25°C		Ripple Amps @ +85°C		Nominal Size
		120 Hz	20 kHz	120 Hz	20 kHz	D x L
		(ohms)	(ohms)	(A)	(A)	(mm)
<b>420 Vdc (470 Vdc Surge)</b>						
220	380LQ221M420H452	0.905	0.407	1.50	2.10	22 x 45
270	380LQ271M420J452	0.737	0.332	1.70	2.30	25 x 45
330	380LQ331M420J052	0.603	0.302	2.01	2.81	25 x 50
330	380LQ331M420K022	0.603	0.302	1.95	2.75	30 x 30
390	380LQ391M420K032	0.510	0.255	2.15	3.05	30 x 35
390	380LQ391M420K042	0.510	0.255	2.10	3.00	30 x 40
470	380LQ471M420K042	0.423	0.212	2.45	3.40	30 x 40
470	380LQ471M420A032	0.423	0.212	2.45	3.40	35 x 35
560	380LQ561M420K452	0.355	0.178	2.75	3.85	30 x 45
560	380LQ561M420A042	0.355	0.178	2.75	3.85	35 x 40
680	380LQ681M420A452	0.293	0.146	3.10	4.35	35 x 45
<b>450 Vdc (500 Vdc Surge)</b>						
82	380LQ820M450H022	2.430	1.210	0.83	1.16	22 x 30
100	380LQ101M450H022	1.990	0.985	0.93	1.30	22 x 30
120	380LQ121M450H022	1.656	0.829	1.04	1.46	22 x 30
150	380LQ151M450H032	1.330	0.660	1.19	1.67	22 x 35
180	380LQ181M450H042	1.110	0.550	1.32	1.85	22 x 40
180	380LQ181M450J022	1.105	0.553	1.35	1.89	25 x 30
220	380LQ221M450H452	0.900	0.450	1.32	1.84	22 x 45
220	380LQ221M450J042	0.904	0.452	1.55	2.17	25 x 40
220	380LQ221M450K022	0.904	0.452	1.55	2.17	30 x 30
220	380LQ221M450A012	0.904	0.452	1.55	2.17	35 x 25
270	380LQ271M450H052	0.740	0.370	1.72	2.42	22 x 50
270	380LQ271M450K022	0.737	0.368	1.78	2.49	30 x 30
330	380LQ331M450J052	0.600	0.300	2.01	2.81	25 x 50
330	380LQ331M450K032	0.603	0.302	1.90	2.60	30 x 35
330	380LQ331M450K042	0.603	0.302	2.01	2.81	30 x 40
330	380LQ331M450A022	0.600	0.300	2.01	2.81	35 x 30
390	380LQ391M450K042	0.510	0.255	2.24	3.14	30 x 40
390	380LQ391M450A032	0.510	0.255	2.24	3.14	35 x 35
470	380LQ471M450K452	0.423	0.212	2.53	3.54	30 x 45
470	380LQ471M450A042	0.423	0.212	2.53	3.54	35 x 40
560	380LQ561M450K052	0.355	0.178	2.82	3.95	30 x 50
560	380LQ561M450A452	0.355	0.178	2.82	3.95	35 x 45
680	380LQ681M450A052	0.293	0.146	3.00	4.25	35 x 50



# Type 380LQ 85 °C Compact, High Capacitance Snap-in Capacitors

## High Capacitance per Case Size

### Typical Performance Curves



**Notice and Disclaimer:** All product drawings, descriptions, specifications, statements, information and data (collectively, the "Information") in this datasheet or other publication are subject to change. The customer is responsible for checking, confirming and verifying the extent to which the Information contained in this datasheet or other publication is applicable to an order at the time the order is placed. All Information given herein is believed to be accurate and reliable, but it is presented without any guarantee, warranty, representation or responsibility of any kind, expressed or implied. Statements of suitability for certain applications are based on the knowledge that the Cornell Dubilier company providing such statements ("Cornell Dubilier") has of operating conditions that such Cornell Dubilier company regards as typical for such applications, but are not intended to constitute any guarantee, warranty or representation regarding any such matter – and Cornell Dubilier specifically and expressly disclaims any guarantee, warranty or representation concerning the suitability for a specific customer application, use, storage, transportation, or operating environment. The Information is intended for use only by customers who have the requisite experience and capability to determine the correct products for their application. Any technical advice inferred from this Information or otherwise provided by Cornell Dubilier with reference to the use of any Cornell Dubilier products is given gratis (unless otherwise specified by Cornell Dubilier), and Cornell Dubilier assumes no obligation or liability for the advice given or results obtained. Although Cornell Dubilier strives to apply the most stringent quality and safety standards regarding the design and manufacturing of its products, in light of the current state of the art, isolated component failures may still occur. Accordingly, customer applications which require a high degree of reliability or safety should employ suitable designs or other safeguards (such as installation of protective circuitry or redundancies or other appropriate protective measures) in order to ensure that the failure of an electrical component does not result in a risk of personal injury or property damage. Although all product-related warnings, cautions and notes must be observed, the customer should not assume that all safety measures are indicated in such warnings, cautions and notes, or that other safety measures may not be required.

## X-ON Electronics

Largest Supplier of Electrical and Electronic Components

*Click to view similar products for [Aluminium Electrolytic Capacitors - Snap In](#) category:*

*Click to view products by [Cornell Dubilier](#) manufacturer:*

Other Similar products are found below :

[NRLF103M25V35X20F](#) [EET-XB2W221LA](#) [419-2066-400](#) [B41231C4229M](#) [B43508C5337M062](#) [MAL215969181E3](#) [ALC40F1012DH](#)  
[ALC40E1004EL](#) [383LX332M250N082V](#) [LGZ2W101MELB30](#) [LGZ2W151MELB40](#) [LGZ2W271MELC45](#) [LGZ2W221MELC40](#)  
[LGZ2W331MELC50](#) [LGZ2W121MELC25](#) [ELXS601VSN121MA30S](#) [ESMH101VNN682MA50U](#) [ELG229M016AS3AA](#)  
[B43541A6397M000](#) [B43544C6227M000](#) [B43630B5477M067](#) [B43640E9477M000](#) [B43644J6477M000](#) [MAL215757331E3](#)  
[MAL229956561E3](#) [MAL229966182E3](#) [MAL229967471E3](#) [MAL229967821E3](#) [ALC70A821EF400](#) [ALC70A102EH400](#) [MAL205658102E3](#)  
[MAL205855103E3](#) [MAL209436471E3](#) [MAL215848103E3](#) [MAL225756221E3](#) [B43511A5158M000](#) [B41303A7159M000](#)  
[HC1C339M30040HA](#) [HC1E109M25030HA](#) [HC1V229M35045HA](#) [HE1E229M30045HA](#) [HE1H109M35040HA](#) [HE1H478M30030HA](#)  
[HE1J109M40040HA](#) [HE1J478M25040HA](#) [HE1J478M35030HA](#) [HE2A108M25030HA](#) [HE2E108M35040HA](#) [HE2E227M22030HA](#)  
[HE2W157M25030HC](#)