

# Type 550C 105 °C Ultra Ripple, Long-life, Inverter Grade, Aluminum

## Ultra-Ripple, Long Life, Computer Grade



### The Ultimate in Ripple and Life

Type 550C is the standard for motor drive and other high-ripple, long-life applications. It boasts more than 25% extra ripple capability per can size, but less capacitance than Type 520C. Expected operating life is more than 100,000 hours in typical applications. (See Operating Life) Type 550C is rated for 10,000 hours life with full ripple current, rated voltage, 85 °C and 100 lfm airflow while mounted horizontally. Horizontal mounting is more severe than vertical mounting. The extended cathode foil of the 550C assures heat flow from the capacitor element to the can in all orientations.

### Highlights

- 10,000 hour load life
- Ripple current to 105 amps
- ESRs to 7 mΩ

### Specifications

|                               |                                     |
|-------------------------------|-------------------------------------|
| <b>Operating Temperature:</b> | -40 °C to +105 °C                   |
| <b>Rated Voltage:</b>         | 200 to 500 Vdc                      |
| <b>Capacitance:</b>           | 91 µF to 35,000 µF                  |
| <b>Capacitance Tolerance:</b> | -10% +50%                           |
| <b>DC Leakage Current:</b>    | $\leq 3\sqrt{CV}$ µA (4mA max.)     |
| <b>Cold Impedance:</b>        | -20 °C multiple of 25 °C $Z \leq 3$ |

### Ripple Current Multipliers:

### Ambient Temperature

| 45 °C | 55 °C | 65 °C | 75 °C | 85 °C | 95 °C | 105 °C |
|-------|-------|-------|-------|-------|-------|--------|
| 1.66  | 1.52  | 1.37  | 1.20  | 1.00  | 0.75  | 0.36   |

### Frequency

|                                      | 50 Hz | 60 Hz | 120 Hz | 360 Hz | 1 kHz | 5 kHz | 10 kHz & up |
|--------------------------------------|-------|-------|--------|--------|-------|-------|-------------|
| <b>1 3/8" &amp; 1 3/4" Diameters</b> |       |       |        |        |       |       |             |
| <b>200 to 350 V</b>                  | 0.77  | 0.82  | 1.00   | 1.21   | 1.32  | 1.37  | 1.38        |
| <b>400 to 500 V</b>                  | 0.73  | 0.78  | 1.00   | 1.33   | 1.53  | 1.66  | 1.68        |
| <b>3" &amp; 3 1/2" Diameters</b>     |       |       |        |        |       |       |             |
| <b>200 to 350 V</b>                  | 0.8   | 0.85  | 1.00   | 1.17   | 1.24  | 1.28  | 1.29        |
| <b>400 to 500 V</b>                  | 0.73  | 0.79  | 1.00   | 1.31   | 1.51  | 1.63  | 1.65        |

**EIA Ripple Life:** 10,000 h at full load @ 85 °C per EIA IS-749

ΔCapacitance ±20%  
ESR 200% of limit  
DCL 100% of limit

**Life Test:** 10,000 h at full load @ 105 °C and rated voltage

ΔCapacitance ±20%  
ESR 200% of limit  
DCL 100% of limit

**Shelf Life:** 500 h @ 105 °C, Capacitance, ESR and DCL, initial requirements.

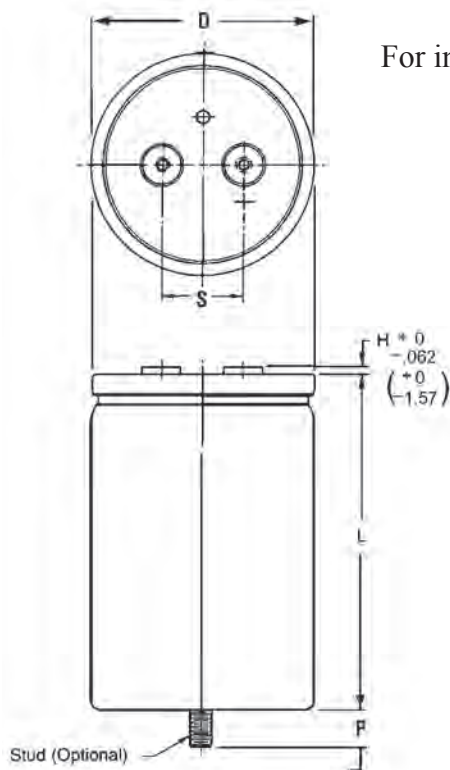
**Vibration:** 0 to 55 Hz, 0.06" and 10 g max, 1.5 h ea. of 2 axis



Complies with the EU Directive 2002/95/EC requirement restricting the use of Lead (Pb), Mercury (Hg), Cadmium (Cd), Hexavalent chromium (Cr(VI)), PolyBrominated Biphenyls (PBB) and PolyBrominated Diphenyl Ethers (PBDE).

# Type 550C 105 °C Ultra Ripple, Long-life, Inverter Grade, Aluminum

## Outline Drawings



## Case Dimensions Uninsulated Case Dimensions

For insulated case, add 0.024”(0.610 mm) to “D”and 0.030”(0.762 mm) to height.

| Case Code | Diam. (D)    |         | Length (L)   |          | Terminals (S) |         | Typical Weight |      |
|-----------|--------------|---------|--------------|----------|---------------|---------|----------------|------|
|           | ±.031 Inches | ±.78 mm | ±.062 Inches | ±1.57 mm | ±0.015 Inches | ±.38 mm | oz             | g    |
| AK        | 1.375        | 34.93   | 1.625        | 41.28    | 0.50          | 12.70   | 1.9            | 54   |
| AA        | 1.375        | 34.93   | 2.125        | 53.98    | 0.50          | 12.70   | 2.0            | 57   |
| AH        | 1.375        | 34.93   | 2.625        | 66.68    | 0.50          | 12.70   | 2.7            | 77   |
| AB        | 1.375        | 34.93   | 3.125        | 79.38    | 0.50          | 12.70   | 3.3            | 94   |
| AJ        | 1.375        | 34.93   | 3.625        | 92.08    | 0.50          | 12.70   | 3.8            | 108  |
| AC        | 1.375        | 34.93   | 4.125        | 104.78   | 0.50          | 12.70   | 4.4            | 125  |
| AD        | 1.375        | 34.93   | 4.625        | 117.48   | 0.50          | 12.70   | 5.1            | 145  |
| AE        | 1.375        | 34.93   | 5.125        | 130.18   | 0.50          | 12.70   | 6.8            | 193  |
| AF        | 1.375        | 34.93   | 5.625        | 142.88   | 0.50          | 12.70   | 8.1            | 230  |
| EA        | 1.750        | 44.45   | 2.125        | 53.98    | 0.75          | 19.05   | 2.7            | 76   |
| EH        | 1.750        | 44.45   | 2.625        | 66.68    | 0.75          | 19.05   | 3.8            | 108  |
| EB        | 1.750        | 44.45   | 3.125        | 79.38    | 0.75          | 19.05   | 5.1            | 145  |
| EJ        | 1.750        | 44.45   | 3.625        | 92.08    | 0.75          | 19.05   | 6.8            | 193  |
| EC        | 1.750        | 44.45   | 4.125        | 104.78   | 0.75          | 19.05   | 8.1            | 230  |
| ED        | 1.750        | 44.45   | 4.625        | 117.48   | 0.75          | 19.05   | 9.0            | 255  |
| EE        | 1.750        | 44.45   | 5.125        | 130.18   | 0.75          | 19.05   | 9.5            | 269  |
| EF        | 1.750        | 44.45   | 5.625        | 142.88   | 0.75          | 19.05   | 10.5           | 298  |
| BA        | 2.000        | 50.80   | 2.125        | 53.98    | 0.88          | 22.23   | 5.4            | 153  |
| BH        | 2.000        | 50.80   | 2.625        | 66.68    | 0.88          | 22.23   | 6.1            | 173  |
| BB        | 2.000        | 50.80   | 3.125        | 79.38    | 0.88          | 22.23   | 6.8            | 193  |
| BJ        | 2.000        | 50.80   | 3.625        | 92.08    | 0.88          | 22.23   | 8.2            | 232  |
| BC        | 2.000        | 50.80   | 4.125        | 104.78   | 0.88          | 22.23   | 9.5            | 269  |
| BD        | 2.000        | 50.80   | 4.625        | 117.48   | 0.88          | 22.23   | 10.3           | 292  |
| BE        | 2.000        | 50.80   | 5.125        | 130.18   | 0.88          | 22.23   | 10.7           | 303  |
| BF        | 2.000        | 50.80   | 5.625        | 142.88   | 0.88          | 22.23   | 13.0           | 369  |
| CH        | 2.500        | 63.50   | 2.625        | 66.68    | 1.13          | 28.58   | 9.2            | 261  |
| CB        | 2.500        | 63.50   | 3.125        | 79.38    | 1.13          | 28.58   | 10.4           | 295  |
| CJ        | 2.500        | 63.50   | 3.625        | 92.08    | 1.13          | 28.58   | 12.7           | 361  |
| CC        | 2.500        | 63.50   | 4.125        | 104.78   | 1.13          | 28.58   | 15.0           | 425  |
| CD        | 2.500        | 63.50   | 4.625        | 117.48   | 1.13          | 28.58   | 17.2           | 488  |
| CE        | 2.500        | 63.50   | 5.125        | 130.18   | 1.13          | 28.58   | 19.3           | 547  |
| CF        | 2.500        | 63.50   | 5.625        | 142.88   | 1.13          | 28.58   | 21.4           | 607  |
| DB        | 3.000        | 76.20   | 3.125        | 79.38    | 1.25          | 31.75   | 16.7           | 473  |
| DJ        | 3.000        | 76.20   | 3.625        | 92.08    | 1.25          | 31.75   | 20.0           | 567  |
| DC        | 3.000        | 76.20   | 4.125        | 104.78   | 1.25          | 31.75   | 22.2           | 629  |
| DD        | 3.000        | 76.20   | 4.625        | 117.48   | 1.25          | 31.75   | 25.5           | 723  |
| DE        | 3.000        | 76.20   | 5.125        | 130.18   | 1.25          | 31.75   | 30.0           | 850  |
| DF        | 3.000        | 76.20   | 5.625        | 142.88   | 1.25          | 31.75   | 31.9           | 904  |
| DP        | 3.000        | 76.20   | 5.875        | 149.23   | 1.25          | 31.75   | 32.8           | 931  |
| DN        | 3.000        | 76.20   | 7.625        | 193.68   | 1.25          | 31.75   | 39.5           | 1119 |
| DG        | 3.000        | 76.20   | 8.625        | 219.08   | 1.25          | 31.75   | 43.3           | 1227 |
| FC        | 3.500        | 88.90   | 4.125        | 104.78   | 1.25          | 31.75   | 30.0           | 850  |
| FD        | 3.500        | 88.90   | 4.625        | 117.48   | 1.25          | 31.75   | 34.4           | 976  |
| FE        | 3.500        | 88.90   | 5.125        | 130.18   | 1.25          | 31.75   | 40.5           | 1148 |
| FF        | 3.500        | 88.90   | 5.625        | 142.88   | 1.25          | 31.75   | 43.1           | 1221 |
| FP        | 3.500        | 88.90   | 5.875        | 149.23   | 1.25          | 31.75   | 44.3           | 1257 |
| FN        | 3.500        | 88.90   | 7.625        | 193.68   | 1.25          | 31.75   | 53.3           | 1512 |
| FG        | 3.500        | 88.90   | 8.625        | 219.08   | 1.25          | 31.75   | 58.5           | 1658 |

NOTE: With the stud-mount feature, a thermally-conductive disk can be inserted in the bottom flush with the outer insulating sleeve. This reduces the thermal resistance through the can bottom by 0.3 °C/W. Can Style P.

## Stud Dimensions

| Case Diam. | Stud Thread | P ± 0.039” (±1.0 mm) |
|------------|-------------|----------------------|
| 1.38       | M8          | 0.470” (12.0)        |
| 1.75       | M8          | 0.470” (12.0)        |
| 2.00       | M12         | 0.630” (16.0)        |
| 2.50       | M12         | 0.630” (16.0)        |
| 3.00       | M12         | 0.630” (16.0)        |
| 3.50       | M12         | 0.630” (16.0)        |

| Terminal Style     | For Case Diameters | Code | Post Diameter |      | H max |     | Thread | min Full Thread |      | Torque |      |
|--------------------|--------------------|------|---------------|------|-------|-----|--------|-----------------|------|--------|------|
|                    |                    |      | in            | mm   | in    | mm  |        | in              | mm   | in-lb  | N-m  |
| Low Post           | 1½ to 3            | A    | 0.314         | 8.0  | 0.094 | 2.4 | 10-32  | 0.218           | 5.5  | 25     | 2.82 |
| High Post          | 1½ to 3            | B    | 0.314         | 8.0  | 0.281 | 7.1 | 10-32  | 0.375           | 9.5  | 25     | 2.82 |
| High Current, Low  | 2½ to 3½           | D    | 0.684         | 17.4 | 0.125 | 3.2 | ¼-28   | 0.344           | 8.7  | 60     | 6.78 |
| High Current, High | 2½ to 3½           | E    | 0.684         | 17.4 | 0.281 | 7.1 | ¼-28   | 0.469           | 11.9 | 60     | 6.78 |
| M5 Post, Small     | 1½ to 2            | M    | 0.314         | 8.0  | 0.281 | 7.1 | M5     | 0.375           | 9.5  | 25     | 2.82 |
| M5 Post            | 2½ & 3             | F    | 0.512         | 13.0 | 0.230 | 5.8 | M5     | 0.344           | 8.7  | 25     | 2.82 |
| M6 Low Post        | 2½ to 3½           | G    | 0.684         | 17.4 | 0.125 | 3.2 | M6     | 0.344           | 8.7  | 60     | 6.78 |
| M6 High Post       | 2½ to 3½           | H    | 0.684         | 17.4 | 0.281 | 7.1 | M6     | 0.469           | 11.9 | 60     | 6.78 |

NOTE: Only high post and M5 post terminals are available at 550 Vdc as they meet the required creepage distance.

[Click here to see Hardware & Mounting Options](#)

# Type 550C 105 °C Ultra Ripple, Long-life, Inverter Grade, Aluminum

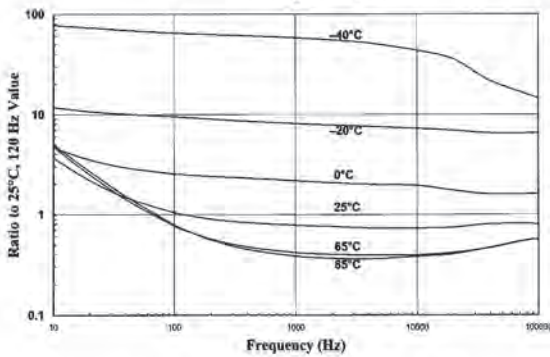
## Part Numbering System

|      |                    |  |               |           |                                   |  |   |
|------|--------------------|--|---------------|-----------|-----------------------------------|--|---|
| 550  | 812                | T  | 450           | FG        | 2                                 | D  | S   |
| Type | Capacitance        | Tolerance                                | Voltage       | Case Code | Insulation                        | Terminal   | Can Style   |
|      | 812 = 8100 $\mu$ F | M= $\pm$ 20%<br>U= 10%+75%<br>T= 10%+50% | 200 = 200 Vdc |           | 0= None<br>1= Polyester<br>2= PVC | A= Low Post<br>B= High Post<br>D= High Current, Low Post<br>E= High Current, High Post<br>F= M5 Post<br>M= M5 Post, small<br>G= M6 Low Post<br>H= M6 High Post | Blank= Standard Can<br>S= Stud Bottom<br>P= Stud with Thermal Pad |

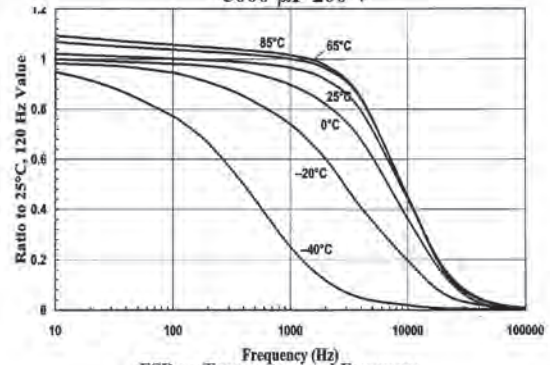
Polyester insulation is not available for 3.5 inch diameter units.  
Standard insulation is 0.008-in PVC sleeve with 0.01-in polypropylene end disk.

## Typical Performance Curves

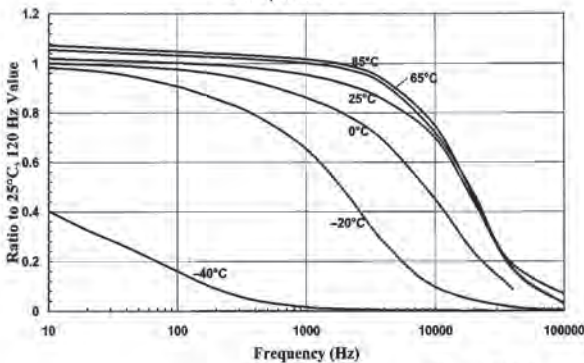
ESR vs. Temperature and Frequency  
5000  $\mu$ F 200 V



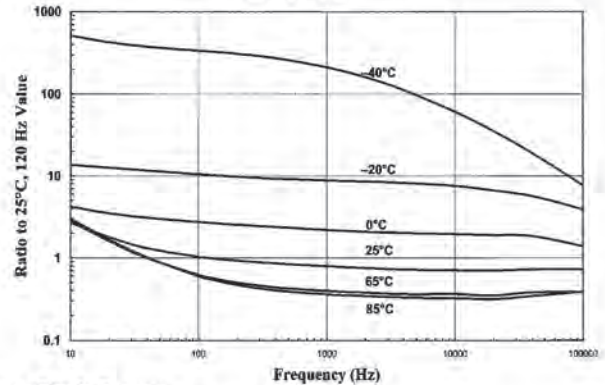
Capacitance vs. Temperature and Frequency  
5000  $\mu$ F 200 V



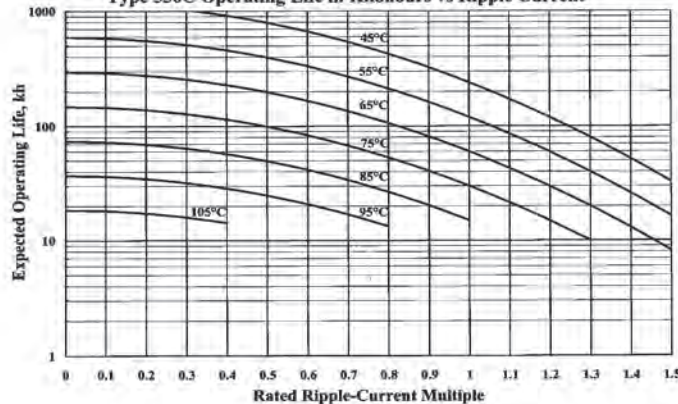
Capacitance vs. Temperature and Frequency  
4700  $\mu$ F 400 V



ESR vs. Temperature and Frequency  
4700  $\mu$ F 400 V

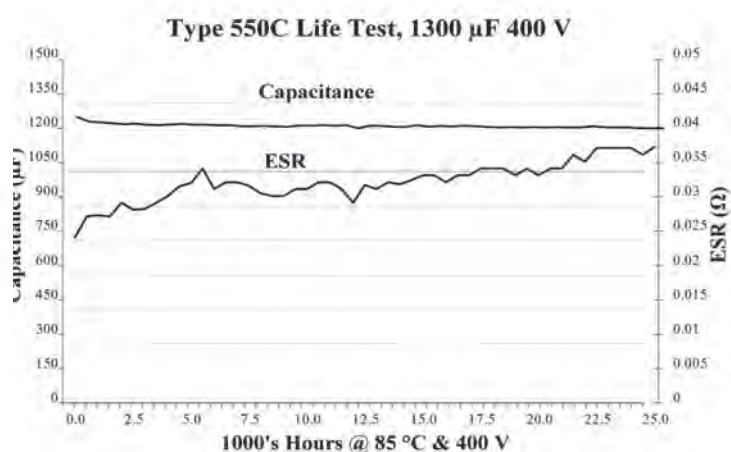
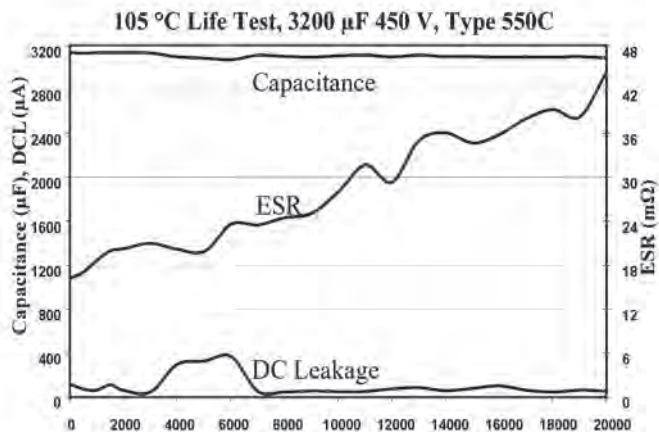


Type 550C Operating Life in Kilohours vs Ripple Current





# Type 550C 105 °C Ultra Ripple, Long-life, Inverter Grade, Aluminum



## Ratings

| Cap. (µF)                      | Catalog Part Number | ESR Max. @ 25 °C 120 Hz | Ripple Max. @ 85 °C 120 Hz | Nominal Size D x L (inches) |
|--------------------------------|---------------------|-------------------------|----------------------------|-----------------------------|
| <b>200 Vdc (250 Vdc Surge)</b> |                     |                         |                            |                             |
| 380                            | 550C381T200AK2B     | 262.0                   | 2.3                        | 1 3/8 x 1 5/8               |
| 690                            | 550C691T200AA2B     | 146.0                   | 3.5                        | 1 3/8 x 2 1/8               |
| 850                            | 550C851T200AH2B     | 120.0                   | 4.1                        | 1 3/8 x 2 5/8               |
| 1200                           | 550C122T200AB2B     | 88.5                    | 5.1                        | 1 3/8 x 3 1/8               |
| 1200                           | 550C122T200EA2B     | 87.9                    | 5.2                        | 1 3/4 x 2 1/8               |
| 1200                           | 550C122T200BA2B     | 86.0                    | 5.7                        | 2 x 2 1/8                   |
| 1400                           | 550C142T200EH2B     | 72.0                    | 6.2                        | 1 3/4 x 2 5/8               |
| 1500                           | 550C152T200AJ2B     | 70.3                    | 6.1                        | 1 3/8 x 3 5/8               |
| 1800                           | 550C182T200AC2B     | 58.5                    | 7.0                        | 1 3/8 x 4 1/8               |
| 1800                           | 550C182T200BH2B     | 60.2                    | 7.4                        | 2 x 2 5/8                   |
| 1900                           | 550C192T200EB2B     | 53.1                    | 7.7                        | 1 3/4 x 3 1/8               |
| 2100                           | 550C212T200AD2B     | 50.2                    | 7.9                        | 1 3/8 x 4 5/8               |
| 2400                           | 550C242T200AE2B     | 44.1                    | 8.8                        | 1 3/8 x 5 1/8               |
| 2400                           | 550C242T200EJ2B     | 42.2                    | 9.1                        | 1 3/4 x 3 5/8               |
| 2500                           | 550C252T200BB2B     | 43.3                    | 9.2                        | 2 x 3 1/8                   |
| 2700                           | 550C272T200AF2B     | 39.4                    | 9.6                        | 1 3/8 x 5 5/8               |
| 2800                           | 550C282T200CH2B     | 39.1                    | 10.5                       | 2 1/2 x 2 5/8               |
| 3000                           | 550C302T200EC2B     | 35.1                    | 10.4                       | 1 3/4 x 4 1/8               |
| 3200                           | 550C322T200BJ2B     | 34.0                    | 11.0                       | 2 x 3 5/8                   |
| 3500                           | 550C352T200ED2B     | 30.2                    | 11.7                       | 1 3/4 x 4 5/8               |
| 3900                           | 550C392T200BC2B     | 28.1                    | 12.6                       | 2 x 4 1/8                   |
| 4000                           | 550C402T200EE2B     | 26.6                    | 13.0                       | 1 3/4 x 5 1/8               |
| 4000                           | 550C402T200CB2B     | 28.1                    | 13.2                       | 2 1/2 x 3 1/8               |
| 4500                           | 550C452T200EF2B     | 23.8                    | 14.2                       | 1 3/4 x 5 5/8               |
| 4600                           | 550C462T200BD2B     | 24.0                    | 14.2                       | 2 x 4 5/8                   |
| 5100                           | 550C512T200CJ2B     | 22.0                    | 15.6                       | 2 1/2 x 3 5/8               |
| 5300                           | 550C532T200BE2B     | 21.1                    | 15.7                       | 2 x 5 1/8                   |
| 5700                           | 550C572T200DB2B     | 23.4                    | 16.1                       | 3 x 3 1/8                   |
| 6100                           | 550C612T200BF2B     | 18.9                    | 17.2                       | 2 x 5 5/8                   |
| 6200                           | 550C622T200CC2B     | 17.8                    | 18.1                       | 2 1/2 x 4 1/8               |
| 7300                           | 550C732T200CD2B     | 15.2                    | 20.3                       | 2 1/2 x 4 5/8               |
| 7300                           | 550C732T200DJ2B     | 18.3                    | 19.1                       | 3 x 3 5/8                   |
| 8500                           | 550C852T200CE2B     | 13.4                    | 22.5                       | 2 1/2 x 5 1/8               |
| 9000                           | 550C902T200DC2B     | 15.2                    | 21.9                       | 3 x 4 1/8                   |
| 9600                           | 550C962T200CF2B     | 11.9                    | 24.5                       | 2 1/2 x 5 5/8               |

| Cap. (µF)                      | Catalog Part Number | ESR Max. @ 25 °C 120 Hz | Ripple Max. @ 85 °C 120 Hz | Nominal Size D x L (inches) |
|--------------------------------|---------------------|-------------------------|----------------------------|-----------------------------|
| 11000                          | 550C113T200DD2B     | 13.0                    | 24.5                       | 3 x 4 5/8                   |
| 12000                          | 550C123T200DE2B     | 11.5                    | 27.0                       | 3 x 5 1/8                   |
| 13000                          | 550C133T200FC2B     | 15.5                    | 23.8                       | 3 1/2 x 4 1/8               |
| 14000                          | 550C143T200DF2B     | 10.3                    | 29.4                       | 3 x 5 5/8                   |
| 15000                          | 550C153T200DP2D     | 9.8                     | 30.6                       | 3 x 5 7/8                   |
| 16000                          | 550C163T200FD2B     | 13.2                    | 26.8                       | 3 1/2 x 4 5/8               |
| 18000                          | 550C183T200FE2B     | 11.7                    | 29.4                       | 3 1/2 x 5 1/8               |
| 20000                          | 550C203T200FF2D     | 10.5                    | 31.9                       | 3 1/2 x 5 5/8               |
| 21000                          | 550C213T200DN2D     | 8.2                     | 36.8                       | 3 x 7 5/8                   |
| 22000                          | 550C223T200FP2D     | 10.0                    | 33.2                       | 3 1/2 x 5 7/8               |
| 24000                          | 550C243T200DG2D     | 7.1                     | 40.4                       | 3 x 8 5/8                   |
| 30000                          | 550C303T200FN2D     | 8.0                     | 40.6                       | 3 1/2 x 7 5/8               |
| 35000                          | 550C353T200FG2D     | 6.8                     | 44.9                       | 3 1/2 x 8 5/8               |
| <b>250 Vdc (300 Vdc Surge)</b> |                     |                         |                            |                             |
| 280                            | 550C281T250AK2B     | 339.0                   | 2.1                        | 1 3/8 x 1 5/8               |
| 510                            | 550C511T250AA2B     | 186.0                   | 3.1                        | 1 3/8 x 2 1/8               |
| 620                            | 550C621T250AH2B     | 153.0                   | 3.7                        | 1 3/8 x 2 5/8               |
| 850                            | 550C851T250AB2B     | 113.0                   | 4.6                        | 1 3/8 x 3 1/8               |
| 850                            | 550C851T250EA2B     | 120.0                   | 4.5                        | 1 3/4 x 2 1/8               |
| 910                            | 550C911T250BA2B     | 117.0                   | 4.9                        | 2 x 2 1/8                   |
| 1000                           | 550C102T250EH2B     | 101.0                   | 5.3                        | 1 3/4 x 2 5/8               |
| 1100                           | 550C112T250AJ2B     | 89.3                    | 5.4                        | 1 3/8 x 3 5/8               |
| 1300                           | 550C132T250AC2B     | 74.1                    | 6.2                        | 1 3/8 x 4 1/8               |
| 1300                           | 550C132T250BH2B     | 82.1                    | 6.3                        | 2 x 2 5/8                   |
| 1400                           | 550C142T250EB2B     | 71.3                    | 6.6                        | 1 3/4 x 3 1/8               |
| 1500                           | 550C152T250AD2B     | 63.5                    | 7.0                        | 1 3/8 x 4 5/8               |
| 1800                           | 550C182T250AE2B     | 55.0                    | 7.8                        | 1 3/8 x 5 1/8               |
| 1800                           | 550C182T250EJ2B     | 55.9                    | 7.9                        | 1 3/4 x 3 5/8               |
| 1800                           | 550C182T250BB2B     | 59.0                    | 7.9                        | 2 x 3 1/8                   |
| 2000                           | 550C202T250AF2B     | 49.7                    | 8.5                        | 1 3/8 x 5 5/8               |
| 2100                           | 550C212T250CH2B     | 50.5                    | 9.3                        | 2 1/2 x 2 5/8               |
| 2200                           | 550C222T250EC2B     | 45.8                    | 9.1                        | 1 3/4 x 4 1/8               |
| 2400                           | 550C242T250BJ2B     | 45.3                    | 9.5                        | 2 x 3 5/8                   |
| 2600                           | 550C262T250ED2B     | 39.3                    | 10.3                       | 1 3/4 x 4 5/8               |
| 2900                           | 550C292T250EE2B     | 34.5                    | 11.4                       | 1 3/4 x 5 1/8               |
| 2900                           | 550C292T250BC2B     | 37.4                    | 10.9                       | 2 x 4 1/8                   |

# Type 550C 105 °C Ultra Ripple, Long-life, Inverter Grade, Aluminum

| Cap. (µF)                      | Catalog Part Number | ESR Max. @ 25 °C 120 Hz (mΩ) | Ripple Max. @ 85 °C 120 Hz (A) | Nominal Size D x L (inches) | Cap. (µF)                      | Catalog Part Number | ESR Max. @ 25 °C 120 Hz (mΩ) | Ripple Max. @ 85 °C 120 Hz (A) | Nominal Size D x L (inches) |
|--------------------------------|---------------------|------------------------------|--------------------------------|-----------------------------|--------------------------------|---------------------|------------------------------|--------------------------------|-----------------------------|
| 2900                           | 550C292T250CB2B     | 36.9                         | 11.5                           | 2 1/2 x 3 1/8               | 2100                           | 550C212T300EE2B     | 58.7                         | 8.7                            | 1 3/4 x 5 1/8               |
| 3300                           | 550C332T250EF2B     | 30.8                         | 12.4                           | 1 3/4 x 5 5/8               | 2200                           | 550C222T300CB2B     | 56.1                         | 9.3                            | 2 1/2 x 3 1/8               |
| 3400                           | 550C342T250BD2B     | 31.9                         | 12.3                           | 2 x 4 5/8                   | 2400                           | 550C242T300EF2B     | 52.2                         | 9.6                            | 1 3/4 x 5 5/8               |
| 3700                           | 550C372T250CJ2B     | 28.7                         | 13.7                           | 2 1/2 x 3 5/8               | 2400                           | 550C242T300BD2B     | 51.7                         | 9.7                            | 2 x 4 5/8                   |
| 3900                           | 550C392T250BE2B     | 27.9                         | 13.6                           | 2 x 5 1/8                   | 2700                           | 550C272T300BE2B     | 45.1                         | 10.7                           | 2 x 5 1/8                   |
| 4200                           | 550C422T250DB2B     | 28.9                         | 14.5                           | 3 x 3 1/8                   | 2800                           | 550C282T300CJ2B     | 43.8                         | 11.1                           | 2 1/2 x 3 5/8               |
| 4500                           | 550C452T250BF2B     | 24.9                         | 14.9                           | 2 x 5 5/8                   | 3100                           | 550C312T300BF2B     | 40.2                         | 11.8                           | 2 x 5 5/8                   |
| 4600                           | 550C462T250CC2B     | 23.4                         | 15.8                           | 2 1/2 x 4 1/8               | 3400                           | 550C342T300DB2B     | 37.7                         | 12.7                           | 3 x 3 1/8                   |
| 5400                           | 550C542T250CD2B     | 19.9                         | 17.8                           | 2 1/2 x 4 5/8               | 3500                           | 550C352T300CC2B     | 35.9                         | 12.8                           | 2 1/2 x 4 1/8               |
| 5400                           | 550C542T250DJ2B     | 22.3                         | 17.3                           | 3 x 3 5/8                   | 4100                           | 550C412T300CD2B     | 30.6                         | 14.4                           | 2 1/2 x 4 5/8               |
| 6200                           | 550C622T250CE2B     | 17.1                         | 19.9                           | 2 1/2 x 5 1/8               | 4400                           | 550C442T300DJ2B     | 29.5                         | 15.1                           | 3 x 3 5/8                   |
| 6600                           | 550C662T250DC2B     | 18.5                         | 19.9                           | 3 x 4 1/8                   | 4700                           | 550C472T300CE2B     | 26.7                         | 15.9                           | 2 1/2 x 5 1/8               |
| 7100                           | 550C712T250CF2B     | 15.2                         | 21.7                           | 2 1/2 x 5 5/8               | 5300                           | 550C532T300CF2B     | 23.4                         | 17.5                           | 2 1/2 x 5 5/8               |
| 7800                           | 550C782T250DD2B     | 15.8                         | 22.3                           | 3 x 4 5/8                   | 5400                           | 550C542T300DC2B     | 24.4                         | 17.3                           | 3 x 4 1/8                   |
| 9000                           | 550C902T250DE2B     | 13.9                         | 24.6                           | 3 x 5 1/8                   | 6400                           | 550C642T300DD2B     | 20.8                         | 19.4                           | 3 x 4 5/8                   |
| 9700                           | 550C972T250FC2D     | 16.5                         | 23.1                           | 3 1/2 x 4 1/8               | 7200                           | 550C722T300FC2D     | 18.8                         | 21.7                           | 3 1/2 x 4 1/8               |
| 10000                          | 550C103T250DF2B     | 12.4                         | 26.8                           | 3 x 5 5/8                   | 7400                           | 550C742T300DE2B     | 18.2                         | 21.5                           | 3 x 5 1/8                   |
| 11000                          | 550C113T250DP2B     | 11.4                         | 28.2                           | 3 x 5 7/8                   | 8300                           | 550C832T300DF2B     | 16.2                         | 23.4                           | 3 x 5 5/8                   |
| 11000                          | 550C113T250FD2D     | 14.3                         | 25.8                           | 3 1/2 x 4 5/8               | 8600                           | 550C862T300FD2D     | 16.0                         | 24.3                           | 3 1/2 x 4 5/8               |
| 13000                          | 550C133T250FE2D     | 12.5                         | 28.4                           | 3 1/2 x 5 1/8               | 8800                           | 550C882T300DP2B     | 15.4                         | 24.3                           | 3 x 5 7/8                   |
| 15000                          | 550C153T250DN2D     | 9.4                          | 34.4                           | 3 x 7 5/8                   | 9900                           | 550C992T300FE2D     | 14.0                         | 26.8                           | 3 1/2 x 5 1/8               |
| 15000                          | 550C153T250FF2D     | 11.0                         | 31.2                           | 3 1/2 x 5 5/8               | 11000                          | 550C113T300FF2D     | 12.1                         | 29.6                           | 3 1/2 x 5 5/8               |
| 16000                          | 550C163T250FP2D     | 10.5                         | 32.3                           | 3 1/2 x 5 7/8               | 12000                          | 550C123T300FP2D     | 11.5                         | 30.8                           | 3 1/2 x 5 7/8               |
| 17000                          | 550C173T250DG2D     | 7.9                          | 38.3                           | 3 x 8 5/8                   | 12000                          | 550C123T300DN2D     | 12.4                         | 30.0                           | 3 x 7 5/8                   |
| 22000                          | 550C223T250FN2D     | 8.5                          | 39.5                           | 3 1/2 x 7 5/8               | 14000                          | 550C143T300DG2D     | 10.5                         | 33.3                           | 3 x 8 5/8                   |
| 25000                          | 550C253T250FG2D     | 7.2                          | 43.7                           | 3 1/2 x 8 5/8               | 16000                          | 550C163T300FN2D     | 9.2                          | 38.1                           | 3 1/2 x 7 5/8               |
| <b>300 Vdc (350 Vdc Surge)</b> |                     |                              |                                |                             | <b>350 Vdc (400 Vdc Surge)</b> |                     |                              |                                |                             |
| 200                            | 550C201T300AK2B     | 591.0                        | 1.6                            | 1 3/8 x 1 5/8               | 160                            | 550C161T350AK2B     | 662.0                        | 1.5                            | 1 3/8 x 1 5/8               |
| 320                            | 550C321T300AA2B     | 378.0                        | 2.2                            | 1 3/8 x 2 1/8               | 260                            | 550C261T350AA2B     | 414.0                        | 2.1                            | 1 3/8 x 2 1/8               |
| 480                            | 550C481T300AH2B     | 254.0                        | 2.9                            | 1 3/8 x 2 5/8               | 390                            | 550C391T350AH2B     | 284.0                        | 2.7                            | 1 3/8 x 2 5/8               |
| 490                            | 550C491T300EA2B     | 252.0                        | 3.1                            | 1 3/4 x 2 1/8               | 400                            | 550C401T350EA2B     | 281.0                        | 2.9                            | 1 3/4 x 2 1/8               |
| 640                            | 550C641T300AB2B     | 190.0                        | 3.5                            | 1 3/8 x 3 1/8               | 510                            | 550C511T350BA2B     | 209.0                        | 3.7                            | 2 x 2 1/8                   |
| 640                            | 550C641T300BA2B     | 188.0                        | 3.9                            | 2 x 2 1/8                   | 520                            | 550C521T350AB2B     | 213.0                        | 3.3                            | 1 3/8 x 3 1/8               |
| 710                            | 550C711T300EH2B     | 176.0                        | 4.0                            | 1 3/4 x 2 5/8               | 570                            | 550C571T350EH2B     | 196.0                        | 3.8                            | 1 3/4 x 2 5/8               |
| 800                            | 550C801T300AJ2B     | 156.0                        | 4.1                            | 1 3/8 x 3 5/8               | 640                            | 550C641T350AJ2B     | 175.0                        | 3.9                            | 1 3/8 x 3 5/8               |
| 910                            | 550C911T300BH2B     | 131.0                        | 5.0                            | 2 x 2 5/8                   | 740                            | 550C741T350BH2B     | 146.0                        | 4.7                            | 2 x 2 5/8                   |
| 960                            | 550C961T300AC2B     | 131.0                        | 4.7                            | 1 3/8 x 4 1/8               | 770                            | 550C771T350AC2B     | 146.0                        | 4.4                            | 1 3/8 x 4 1/8               |
| 990                            | 550C991T300EB2B     | 126.0                        | 5.0                            | 1 3/4 x 3 1/8               | 800                            | 550C801T350EB2B     | 141.0                        | 4.7                            | 1 3/4 x 3 1/8               |
| 1100                           | 550C112T300AD2B     | 110.0                        | 5.3                            | 1 3/8 x 4 5/8               | 900                            | 550C901T350AD2B     | 123.0                        | 5.0                            | 1 3/8 x 4 5/8               |
| 1300                           | 550C132T300AE2B     | 96.9                         | 5.9                            | 1 3/8 x 5 1/8               | 1000                           | 550C102T350AE2B     | 111.0                        | 5.5                            | 1 3/8 x 5 1/8               |
| 1300                           | 550C132T300EJ2B     | 96.2                         | 6.0                            | 1 3/4 x 3 5/8               | 1000                           | 550C102T350EJ2B     | 110.0                        | 5.6                            | 1 3/4 x 3 5/8               |
| 1300                           | 550C132T300BB2B     | 94.2                         | 6.3                            | 2 x 3 1/8                   | 1000                           | 550C102T350BB2B     | 105.0                        | 5.9                            | 2 x 3 1/8                   |
| 1400                           | 550C142T300AF2B     | 83.4                         | 6.6                            | 1 3/8 x 5 5/8               | 1200                           | 550C122T350AF2B     | 93.1                         | 6.2                            | 1 3/8 x 5 5/8               |
| 1600                           | 550C162T300EC2B     | 77.2                         | 7.0                            | 1 3/4 x 4 1/8               | 1300                           | 550C132T350EC2B     | 86.0                         | 6.7                            | 1 3/4 x 4 1/8               |
| 1600                           | 550C162T300BJ2B     | 73.7                         | 7.5                            | 2 x 3 5/8                   | 1300                           | 550C132T350BJ2B     | 81.7                         | 7.1                            | 2 x 3 5/8                   |
| 1600                           | 550C162T300CH2B     | 78.2                         | 7.4                            | 2 1/2 x 2 5/8               | 1300                           | 550C132T350CH2B     | 86.7                         | 7.1                            | 2 1/2 x 2 5/8               |
| 1800                           | 550C182T300ED2B     | 67.3                         | 7.8                            | 1 3/4 x 4 5/8               | 1500                           | 550C152T350ED2B     | 74.9                         | 7.4                            | 1 3/4 x 4 5/8               |
| 2000                           | 550C202T300BC2B     | 60.7                         | 8.6                            | 2 x 4 1/8                   |                                |                     |                              |                                |                             |

# Type 550C 105 °C Ultra Ripple, Long-life, Inverter Grade, Aluminum

| Cap. (µF)                      | Catalog Part Number | ESR Max. @ 25 °C 120 Hz (mΩ) | Ripple Max. @ 85 °C 120 Hz (A) | Nominal Size D x L (inches) | Cap. (µF)                      | Catalog Part Number | ESR Max. @ 25 °C 120 Hz (mΩ) | Ripple Max. @ 85 °C 120 Hz (A) | Nominal Size D x L (inches) |
|--------------------------------|---------------------|------------------------------|--------------------------------|-----------------------------|--------------------------------|---------------------|------------------------------|--------------------------------|-----------------------------|
| 1600                           | 550C162T350BC2B     | 67.2                         | 8.2                            | 2 x 4 1/8                   | 1000                           | 550C102T400BJ2B     | 94.2                         | 6.6                            | 2 x 3 5/8                   |
| 1700                           | 550C172T350EE2B     | 65.3                         | 8.3                            | 1 3/4 x 5 1/8               | 1200                           | 550C122T400ED2B     | 82.5                         | 7.1                            | 1 3/4 x 4 5/8               |
| 1800                           | 550C182T350CB2B     | 62.1                         | 8.8                            | 2 1/2 x 3 1/8               | 1300                           | 550C132T400EE2B     | 71.9                         | 7.9                            | 1 3/4 x 5 1/8               |
| 1900                           | 550C192T350EF2B     | 58.0                         | 9.1                            | 1 3/4 x 5 5/8               | 1300                           | 550C132T400BC2B     | 77.4                         | 7.6                            | 2 x 4 1/8                   |
| 1900                           | 550C192T350BD2B     | 57.3                         | 9.2                            | 2 x 4 5/8                   | 1400                           | 550C142T400CB2B     | 68.2                         | 8.4                            | 2 1/2 x 3 1/8               |
| 2200                           | 550C222T350BE2B     | 50.0                         | 10.2                           | 2 x 5 1/8                   | 1500                           | 550C152T400EF2B     | 63.8                         | 8.6                            | 1 3/4 x 5 5/8               |
| 2300                           | 550C232T350CJ2B     | 48.5                         | 10.5                           | 2 1/2 x 3 5/8               | 1500                           | 550C152T400BD2B     | 64.3                         | 8.7                            | 2 x 4 5/8                   |
| 2500                           | 550C252T350BF2B     | 44.4                         | 11.2                           | 2 x 5 5/8                   | 1700                           | 550C172T400BE2B     | 57.5                         | 9.5                            | 2 x 5 1/8                   |
| 2800                           | 550C282T350CC2B     | 40.0                         | 12.1                           | 2 1/2 x 4 1/8               | 1800                           | 550C182T400CJ2B     | 53.2                         | 10.0                           | 2 1/2 x 3 5/8               |
| 2800                           | 550C282T350DB2B     | 41.2                         | 12.2                           | 3 x 3 1/8                   | 2000                           | 550C202T400BF2B     | 48.6                         | 10.7                           | 2 x 5 5/8                   |
| 3300                           | 550C332T350CD2B     | 34.0                         | 13.6                           | 2 1/2 x 4 5/8               | 2200                           | 550C222T400CC2B     | 43.8                         | 11.6                           | 2 1/2 x 4 1/8               |
| 3600                           | 550C362T350DJ2B     | 32.2                         | 14.5                           | 3 x 3 5/8                   | 2200                           | 550C222T400DB2B     | 45.7                         | 11.6                           | 3 x 3 1/8                   |
| 3600                           | 550C362T350DJ2B     | 32.2                         | 14.5                           | 3 x 3 5/8                   | 2600                           | 550C262T400CD2B     | 37.3                         | 13.0                           | 2 1/2 x 4 5/8               |
| 3800                           | 550C382T350CE2B     | 29.7                         | 15.1                           | 2 1/2 x 5 1/8               | 2800                           | 550C282T400DJ2B     | 35.7                         | 13.7                           | 3 x 3 5/8                   |
| 4300                           | 550C432T350CF2B     | 25.8                         | 16.7                           | 2 1/2 x 5 5/8               | 3000                           | 550C302T400CE2B     | 32.5                         | 14.4                           | 2 1/2 x 5 1/8               |
| 4400                           | 550C442T350DC2B     | 26.6                         | 16.6                           | 3 x 4 1/8                   | 3400                           | 550C342T400CF2B     | 28.9                         | 15.8                           | 2 1/2 x 5 5/8               |
| 5100                           | 550C512T350DD2B     | 22.7                         | 18.6                           | 3 x 4 5/8                   | 3400                           | 550C342T400DC2B     | 29.3                         | 15.8                           | 3 x 4 1/8                   |
| 5800                           | 550C582T350FC2D     | 20.5                         | 20.8                           | 3 1/2 x 4 1/8               | 4000                           | 550C402T400DD2B     | 25.0                         | 17.7                           | 3 x 4 5/8                   |
| 5900                           | 550C592T350DE2B     | 19.8                         | 20.6                           | 3 x 5 1/8                   | 4600                           | 550C462T400FC2D     | 22.2                         | 20.0                           | 3 1/2 x 4 1/8               |
| 6700                           | 550C672T350DF2B     | 17.7                         | 22.4                           | 3 x 5 5/8                   | 4700                           | 550C472T400DE2B     | 21.4                         | 19.8                           | 3 x 5 1/8                   |
| 6900                           | 550C692T350FD2d     | 17.5                         | 23.3                           | 3 1/2 x 4 5/8               | 5300                           | 550C532T400DF2B     | 19.0                         | 21.6                           | 3 x 5 5/8                   |
| 7100                           | 550C712T350DP2B     | 16.8                         | 23.3                           | 3 x 5 7/8                   | 5400                           | 550C542T400FD2D     | 18.9                         | 22.4                           | 3 1/2 x 4 5/8               |
| 8000                           | 550C802T350FE2D     | 15.3                         | 25.7                           | 3 1/2 x 5 1/8               | 5600                           | 550C562T400DP2B     | 18.1                         | 22.4                           | 3 x 5 7/8                   |
| 9000                           | 550C902T350FF2D     | 13.2                         | 28.4                           | 3 1/2 x 5 5/8               | 6200                           | 550C622T400FE2D     | 16.5                         | 24.7                           | 3 1/2 x 5 1/8               |
| 9500                           | 550C952T350FP2D     | 12.5                         | 29.6                           | 3 1/2 x 5 7/8               | 7100                           | 550C712T400FF2D     | 14.3                         | 27.3                           | 3 1/2 x 5 5/8               |
| 9600                           | 550C962T350DN2D     | 13.3                         | 29.0                           | 3 x 7 5/8                   | 7500                           | 550C752T400FP2D     | 13.5                         | 28.4                           | 3 1/2 x 5 7/8               |
| 11000                          | 550C113T350DG2D     | 11.1                         | 32.3                           | 3 x 8 5/8                   | 7800                           | 550C782T400DN2D     | 14.6                         | 27.6                           | 3 x 7 5/8                   |
| 13000                          | 550C133T350FN2D     | 9.9                          | 36.6                           | 3 1/2 x 7 5/8               | 9000                           | 550C902T400DG2D     | 12.4                         | 30.6                           | 3 x 8 5/8                   |
| 15000                          | 550C153T350FG2D     | 8.3                          | 40.7                           | 3 1/2 x 8 5/8               | 9700                           | 550C972T400FN2D     | 10.9                         | 34.9                           | 3 1/2 x 7 5/8               |
| <b>400 Vdc (450 Vdc Surge)</b> |                     |                              |                                |                             | 11000                          | 550C113T400FG2D     | 9.2                          | 38.7                           | 3 1/2x 8 5/8                |
| 130                            | 550C131T400AK2B     | 733.0                        | 1.4                            | 1 3/8 x 1 5/8               | <b>450 Vdc (500 Vdc Surge)</b> |                     |                              |                                |                             |
| 200                            | 550C201T400AA2B     | 458.0                        | 2.0                            | 1 3/8 x 2 1/8               | 90                             | 550C900T450AK2B     | 827.0                        | 1.3                            | 1 3/8 x 1 5/8               |
| 300                            | 550C301T400AH2B     | 328.0                        | 2.5                            | 1 3/8 x 2 5/8               | 140                            | 550C141T450AA2B     | 521.0                        | 1.8                            | 1 3/8 x 2 1/8               |
| 310                            | 550C311T400EA2B     | 310.0                        | 2.8                            | 1 3/4 x 2 1/8               | 210                            | 550C211T450AH2B     | 353.0                        | 2.4                            | 1 3/8 x 2 5/8               |
| 400                            | 550C401T400AB2B     | 241.0                        | 3.1                            | 1 3/8 x 3 1/8               | 220                            | 550C221T450EA2B     | 333.0                        | 2.7                            | 1 3/4 x 2 1/8               |
| 400                            | 550C401T400BA2B     | 247.0                        | 3.4                            | 2 x 2 1/8                   | 280                            | 550C281T450BA2B     | 265.0                        | 3.3                            | 2 x 2 1/8                   |
| 450                            | 550C451T400EH2B     | 216.0                        | 3.6                            | 1 3/4 x 2 5/8               | 290                            | 550C291T450AB2B     | 260.0                        | 3.0                            | 1 3/8 x 3 1/8               |
| 510                            | 550C511T400AJ2B     | 194.0                        | 3.7                            | 1 3/8 x 3 5/8               | 320                            | 550C321T450EH2B     | 232.0                        | 3.5                            | 1 3/4 x 2 5/8               |
| 580                            | 550C581T400BH2B     | 168.0                        | 4.4                            | 2 x 2 5/8                   | 360                            | 550C361T450AJ2B     | 208.0                        | 3.5                            | 1 3/8 x 3 5/8               |
| 610                            | 550C611T400AC2B     | 162.0                        | 4.2                            | 1 3/8 x 4 1/8               | 410                            | 550C411T450BH2B     | 180.0                        | 4.3                            | 2 x 2 5/8                   |
| 630                            | 550C631T400EB2B     | 155.0                        | 4.5                            | 1 3/4 x 3 1/8               | 430                            | 550C431T450AC2B     | 174.0                        | 4.1                            | 1 3/8 x 4 1/8               |
| 710                            | 550C711T400AD2B     | 139.0                        | 4.7                            | 1 3/8 x 4 5/8               | 440                            | 550C441T450EB2B     | 166.0                        | 4.3                            | 1 3/4 x 3 1/8               |
| 800                            | 550C801T400EJ2B     | 121.0                        | 5.4                            | 1 3/4 x 3 5/8               | 500                            | 550C501T450AD2B     | 150.0                        | 4.6                            | 1 3/8 x 4 5/8               |
| 810                            | 550C811T400AE2B     | 122.0                        | 5.3                            | 1 3/8 x 5 1/8               | 570                            | 550C571T450AE2B     | 132.0                        | 5.1                            | 1 3/8 x 5 1/8               |
| 810                            | 550C811T400BB2B     | 121.0                        | 5.5                            | 2 x 3 1/8                   | 570                            | 550C571T450EJ2B     | 130.0                        | 5.2                            | 1 3/4 x 3 5/8               |
| 910                            | 550C911T400AF2B     | 109.0                        | 5.8                            | 1 3/8 x 5 5/8               | 570                            | 550C571T450BB2B     | 129.0                        | 5.3                            | 2 x 3 1/8                   |
| 980                            | 550C981T400EC2B     | 99.3                         | 6.2                            | 1 3/4 x 4 1/8               | 640                            | 550C641T450AF2B     | 118.0                        | 5.6                            | 1 3/8 x 5 5/8               |
| 990                            | 550C991T400CH2B     | 95.2                         | 6.7                            | 2 1/2 x 2 5/8               | 700                            | 550C701T450EC2B     | 107.0                        | 6.0                            | 1 3/4 x 4 1/8               |



# Type 550C 105 °C Ultra Ripple, Long-life, Inverter Grade, Aluminum

| Cap.<br>( $\mu$ F)             | Catalog<br>Part NTmber | ESR Max.<br>@ 25 °C<br>120 Hz<br>(m $\Omega$ ) | Ripple Max.<br>@ 85 °C<br>120 Hz<br>(A) | Nominal Size<br>D x L<br>(inches) | Cap.<br>( $\mu$ F) | Catalog<br>Part NTmber | ESR Max.<br>@ 25 °C<br>120 Hz<br>(m $\Omega$ ) | Ripple Max.<br>@ 85 °C<br>120 Hz<br>(A) | Nominal Size<br>D x L<br>(inches) |
|--------------------------------|------------------------|--|---|-----------------------------------|--------------------|------------------------|--|---|-----------------------------------|
| 700                            | 550C701T450CH2B        | 108.0  | 6.3                                     | 2 1/2 x 2 5/8                     | 410                | 550C411T500BH2B        | 323.3  | 3.2                                     | 2 x 2 5/8                         |
| 740                            | 550C741T450BJ2B        | 101.0  | 6.4                                     | 2 x 3 5/8                         | 430                | 550C431T500AC2B        | 307.4  | 3.1                                     | 1 3/8 x 4 1/8                     |
| 820                            | 550C821T450ED2B        | 90.7   | 6.8                                     | 1 3/4 x 4 5/8                     | 460                | 550C461T500EB2B        | 303.7  | 3.2                                     | 1 3/4 x 3 1/8                     |
| 900                            | 550C901T450BC2B        | 82.9   | 7.3                                     | 2 x 4 1/8                         | 510                | 550C511T500AD2B        | 263.9  | 3.4                                     | 1 3/8 x 4 5/8                     |
| 950                            | 550C951T450EE2B        | 77.1   | 7.6                                     | 1 3/4 x 5 1/8                     | 580                | 550C581T500BB2B        | 231.3  | 4.0                                     | 2 x 3 1/8                         |
| 980                            | 550C981T450CB2B        | 77.3   | 7.9                                     | 2 1/2 x 3 1/8                     | 580                | 550C581T500AE2B        | 231.4  | 3.8                                     | 1 3/8 x 5 1/8                     |
| 1100                           | 550C112T450EF2B        | 68.4   | 8.3                                     | 1 3/4 x 5 5/8                     | 590                | 550C591T500EJ2B        | 236.6  | 3.8                                     | 1 3/4 x 3 5/8                     |
| 1100                           | 550C112T450BD2B        | 68.8   | 8.4                                     | 2 x 4 5/8                         | 650                | 550C651T500AF2B        | 206.2  | 4.2                                     | 1 3/8 x 5 5/8                     |
| 1200                           | 550C122T450BE2B        | 61.5   | 9.2                                     | 2 x 5 1/8                         | 680                | 550C681T500CH2B        | 196.9  | 4.7                                     | 2 1/2 x 2 5/8                     |
| 1300                           | 550C132T450CJ2B        | 57.3   | 9.7                                     | 2 1/2 x 3 5/8                     | 720                | 550C721T500EC2B        | 193.9  | 4.4                                     | 1 3/4 x 4 1/8                     |
| 1400                           | 550C142T450BF2B        | 53.3   | 10.2                                    | 2 x 5 5/8                         | 740                | 550C741T500BJ2B        | 180.3  | 4.8                                     | 2 x 3 5/8                         |
| 1500                           | 550C152T450CC2B        | 49.6   | 10.9                                    | 2 1/2 x 4 1/8                     | 850                | 550C851T500ED2B        | 164.5  | 5.0                                     | 1 3/4 x 4 5/8                     |
| 1500                           | 550C152T450DB2B        | 47.4   | 11.3                                    | 3 x 3 1/8                         | 910                | 550C911T500BC2B        | 155.6  | 5.4                                     | 2 x 4 1/8                         |
| 1800                           | 550C182T450CD2B        | 42.2   | 12.2                                    | 2 1/2 x 4 5/8                     | 960                | 550C961T500CB2B        | 140.8  | 5.9                                     | 2 1/2 x 3 1/8                     |
| 2000                           | 550C202T450DJ2B        | 37.0   | 13.5                                    | 3 x 3 5/8                         | 980                | 550C981T500EE2B        | 142.9  | 5.6                                     | 1 3/4 x 5 1/8                     |
| 2100                           | 550C212T450CE2B        | 34.9   | 13.9                                    | 2 1/2 x 5 1/8                     | 1100               | 550C112T500BD2B        | 122.8  | 6.3                                     | 2 x 4 5/8                         |
| 2400                           | 550C242T450CF2B        | 30.5   | 15.3                                    | 2 1/2 x 5 5/8                     | 1100               | 550C112T500EF2B        | 126.4  | 6.1                                     | 1 3/4 x 5 5/8                     |
| 2400                           | 550C242T450DC2B        | 30.6   | 15.5                                    | 3 x 4 1/8                         | 1200               | 550C122T500CJ2B        | 109.1  | 7.0                                     | 2 1/2 x 3 5/8                     |
| 2900                           | 550C292T450DD2B        | 26.1   | 17.4                                    | 3 x 4 5/8                         | 1200               | 550C122T500BE2B        | 109.1  | 6.9                                     | 2 x 5 1/8                         |
| 3200                           | 550C322T450FC2D        | 22.9   | 19.6                                    | 3 1/2 x 4 1/8                     | 1400               | 550C142T500DB2B        | 86.2   | 8.4                                     | 3 x 3 1/8                         |
| 3300                           | 550C332T450DE2B        | 22.7   | 19.2                                    | 3 x 5 1/8                         | 1400               | 550C142T500BF2B        | 91.5   | 7.8                                     | 2 x 5 5/8                         |
| 3700                           | 550C372T450DF2B        | 20.2   | 20.9                                    | 3 x 5 5/8                         | 1500               | 550C152T500CC2B        | 85.3   | 8.3                                     | 2 1/2 x 4 1/8                     |
| 3800                           | 550C382T450FD2D        | 19.5   | 22.1                                    | 3 1/2 x 4 5/8                     | 1800               | 550C182T500CD2B        | 72.4   | 9.3                                     | 2 1/2 x 4 5/8                     |
| 4000                           | 550C402T450DP2B        | 19.2   | 21.8                                    | 3 x 5 7/8                         | 1900               | 550C192T500DJ2B        | 66.0   | 10.1                                    | 3 x 3 5/8                         |
| 4400                           | 550C442T450FE2D        | 17.0   | 24.3                                    | 3 1/2 x 5 1/8                     | 2000               | 550C202T500CE2B        | 66.4   | 10.1                                    | 2 1/2 x 5 1/8                     |
| 5000                           | 550C502T450FF2D        | 15.1   | 26.5                                    | 3 1/2 x 5 5/8                     | 2300               | 550C232T500DC2B        | 53.9   | 11.6                                    | 3 x 4 1/8                         |
| 5300                           | 550C532T450FP2D        | 14.3   | 27.6                                    | 3 1/2 x 5 7/8                     | 2300               | 550C232T500CF2B        | 55.7   | 11.4                                    | 2 1/2 x 5 5/8                     |
| 5500                           | 550C552T450DN2B        | 15.5   | 26.8                                    | 3 x 7 5/8                         | 2700               | 550C272T500DD2B        | 45.2   | 13.2                                    | 3 x 4 5/8                         |
| 6400                           | 550C642T450DG2B        | 13.1   | 29.8                                    | 3 x 8 5/8                         | 3100               | 550C312T500DE2B        | 38.9   | 14.7                                    | 3 x 5 1/8                         |
| 7100                           | 550C712T450FN2D        | 11.3   | 34.3                                    | 3 1/2 x 7 5/8                     | 3200               | 550C322T500FC2D        | 38.8   | 15.1                                    | 3 1/2 x 4 1/8                     |
| 8100                           | 550C812T450FG2D        | 9.5  | 38.2                                    | 3 1/2 x 8 5/8                     | 3500               | 550C352T500DF2B        | 34.5   | 16.1                                    | 3 x 5 5/8                         |
| <b>500 Vdc (550 Vdc STRge)</b> |                        |  |   |                                   | 3700               | 550C372T500DP2B        | 32.4   | 16.8                                    | 3 x 5 7/8                         |
| 91                             | 550C910T500AK2B        | 1482.2   | 1.0                                     | 1 3/8 x 1 5/8                     | 3800               | 550C382T500FD2D        | 32.3   | 17.1                                    | 3 1/2 x 4 5/8                     |
| 150                            | 550C151T500AA2B        | 865.7  | 1.4                                     | 1 3/8 x 2 1/8                     | 4300               | 550C432T500FE2D        | 28.4   | 18.8                                    | 3 1/2 x 5 1/8                     |
| 220                            | 550C221T500AH2B        | 612.3  | 1.8                                     | 1 3/8 x 2 5/8                     | 4900               | 550C492T500FF2D        | 24.3   | 20.9                                    | 3 1/2 x 5 5/8                     |
| 230                            | 550C231T500EA2B        | 609.4  | 2.0                                     | 1 3/4 x 2 1/8                     | 5200               | 550C522T500FP2D        | 23.0   | 21.8                                    | 3 1/2 x 5 7/8                     |
| 290                            | 550C291T500BA2B        | 463.9  | 2.5                                     | 2 x 2 1/8                         | 5400               | 550C542T500DN2B        | 26.1   | 20.9                                    | 3 x 7 5/8                         |
| 290                            | 550C291T500AB2B        | 459.7  | 2.3                                     | 1 3/8 x 3 1/8                     | 6000               | 550C602T500DG2B        | 19.7   | 24.2                                    | 3 x 8 5/8                         |
| 330                            | 550C331T500EH2B        | 424.5  | 2.6                                     | 1 3/4 x 2 5/8                     | 7000               | 550C702T500FN2D        | 17.0   | 27.9                                    | 3 1/2 x 7 5/8                     |
| 360                            | 550C361T500AJ2B        | 368.3  | 2.7                                     | 1 3/8 x 3 5/8                     | 8400               | 550C842T500FG2D        | 14.3   | 31.0                                    | 3 1/2 x 8 5/8                     |

## X-ON Electronics

Largest Supplier of Electrical and Electronic Components

*Click to view similar products for [Cornell Dubilier](#) manufacturer:*

Other Similar products are found below :

[5AE-2000](#) [EWF05047](#) [124-138MFD](#) [HHJ-150](#) [HHJ-2000](#) [TT100X15](#) [TT150M5A](#) [TT16M150A](#) [7MOL-3.3K](#) [TIM334M050POX](#)  
[CY30C105MP](#) [TT25X400](#) [10AE-7500](#) [EWF1A20](#) [MTC55L4](#) [CK06BX105K](#) [VTL1000S16A](#) [M192P68292](#) [3AE-20](#) [EWF2268](#) [SXL333](#)  
[EDLSD224V5R5C](#) [EDLF104A5R5C](#) [TAS106K020P1C-F](#) [VTL1000S25](#) [224K400RA6-FA](#) [TDC475K020NSE-F](#) [CK05BX332K](#)  
[CK05BX821K](#) [ESRD680M08R](#) [M39018/04-2181M](#) [M39018/06-0158M](#) [EWF1A147](#) [MCM500VKIT2](#) [MLP152M080EK0A](#)  
[MLP562M063EB0C](#) [MLS221M250EK0C](#) [MMW05W5-5.0MFD](#) [940C16P1K-F](#) [947C361K801CAMS](#) [GM303M](#) [PVC16268](#) [PVC1628](#)  
[PVC2168](#) [DCMC233U050BA2B](#) [DCMC523U025AC2B](#) [DCMC763U100DF2B](#) [DCMX262T400BF2B](#) [AFK226M63E16T-F](#)  
[AFK686M63G24T-F](#)