

Type 716P, Orange Drop[®], Polypropylene Film/Foil Capacitors

High Performance

Features

- Copper leads.
- Extremely low dissipation factor.
- Superb high frequency response.
- Excellent stability, virtually linear temperature coefficient.
- Various lead spacings, crimp styles and lead lengths available.



Specifications

Capacitance Range:
220 pF to 1.0 μ F

Capacitance Tolerance:
 $\pm 3\%$ to $\pm 10\%$

Voltage Ratings:
100 to 2000 Volts D-C
70 to 500 Volts A-C

Operating Temperature Range:
-55°C to +85°C
(+105°C with proper voltage derating)

Lead Wire:
Tinned copper.

Dissipation Factor:
See tabulated data.

Insulation Resistance:

400,000 M Ω minimum at +25°C
20,000 M Ω minimum at +85°C
2,000 M Ω minimum at +105°C

Pulse Rise Time, dV/dt:

See tabulated data.

Corona Start Voltage (typical):

See tabulated data.

Encapsulation:

Conformal coating of flame retardant orange epoxy (meets UL94V-0 specifications)

Dielectric:

Polypropylene film.

Construction:

Non-inductively wound with extended foil. Additional details on general specifications page.

Applications:

Switching and high voltage power supplies, inverters, snubbers, resonant converters and electronic lighting ballasts.

Type 716P, Orange Drop[®], Polypropylene Film/Foil Capacitors

High Performance

General Specifications

The 715P and 716P series are manufactured with polypropylene film and extended foil. Polypropylene has a very low dissipation factor, low dielectric absorption and exhibits excellent capacitance stability. These characteristics combined with the direct connection of the lead wire to the extended foil electrode makes the 715P and 716P series ideal for high current, high pulse applications.

The 715P series has a round profile and is available in tolerances as close as $\pm 1\%$. The 716P series has a pressed profile and, in addition, is designed with copper leads, thus adding to its performance in high frequency, high pulse current applications.

Other specifications are listed below and on the following pages.

Operating Temperature Range:

The standard operating temperature range for polypropylene film is -55°C to $+85^{\circ}\text{C}$. The 715P and 716P may be operated up to $+105^{\circ}\text{C}$ provided the DC working voltage is reduced by 50%.

For specific derating of the AC voltage when operating above $+85^{\circ}\text{C}$ please contact our design engineering department.

The maximum operating temperature for 715P and 716P polypropylene film capacitors is $+105^{\circ}\text{C}$.

Dielectric Withstanding Voltage:

Units rated below 800 VDC shall withstand a DC potential of 250% of rated voltage applied between terminals for not more than 5 seconds; units rated 800 VDC and above shall withstand 200% of rated voltage.

Construction:

Units rated 100 through 600 VDC are single section designs constructed of plain polypropylene film with extended foil. Units rated 800 VDC and above are series-section designs with extended foil and incorporate a floating common of metallized polypropylene. All units are non-inductively wound.

Temperature Coefficient:

The typical temperature coefficient is $-180 \text{ ppm}/^{\circ}\text{C}$ over the temperature range of -55°C to $+85^{\circ}\text{C}$.

Humidity Testing:

Units subjected to 95% relative humidity for 72 hours with no voltage applied at $+75^{\circ}\text{C}$. After 4 hours of drying minimum product of insulation resistance and capacitance shall be 50,000 megohm-microfarads.

DC Voltage Life Test:

Minimum of 500 hours at $+85^{\circ}\text{C}$ at 150% of rated voltage. After test, capacitance shall not have changed by more than 3%, insulation resistance shall not have decreased by more than 25% and dissipation factor shall not have changed by more than 0.03%. Measurements made at 1 KHz.

AC Voltage Life Test:

Minimum of 500 hours at $+85^{\circ}\text{C}$ at 60 Hz. AC test voltage applied at 110% of AC rating. After test, capacitance shall not have changed by more than 3%, insulation resistance shall not have decreased by more than 25%, and dissipation factor shall not have changed by more than 0.03%. Measurements made at 1 KHz.

Additional notes on Life Testing:

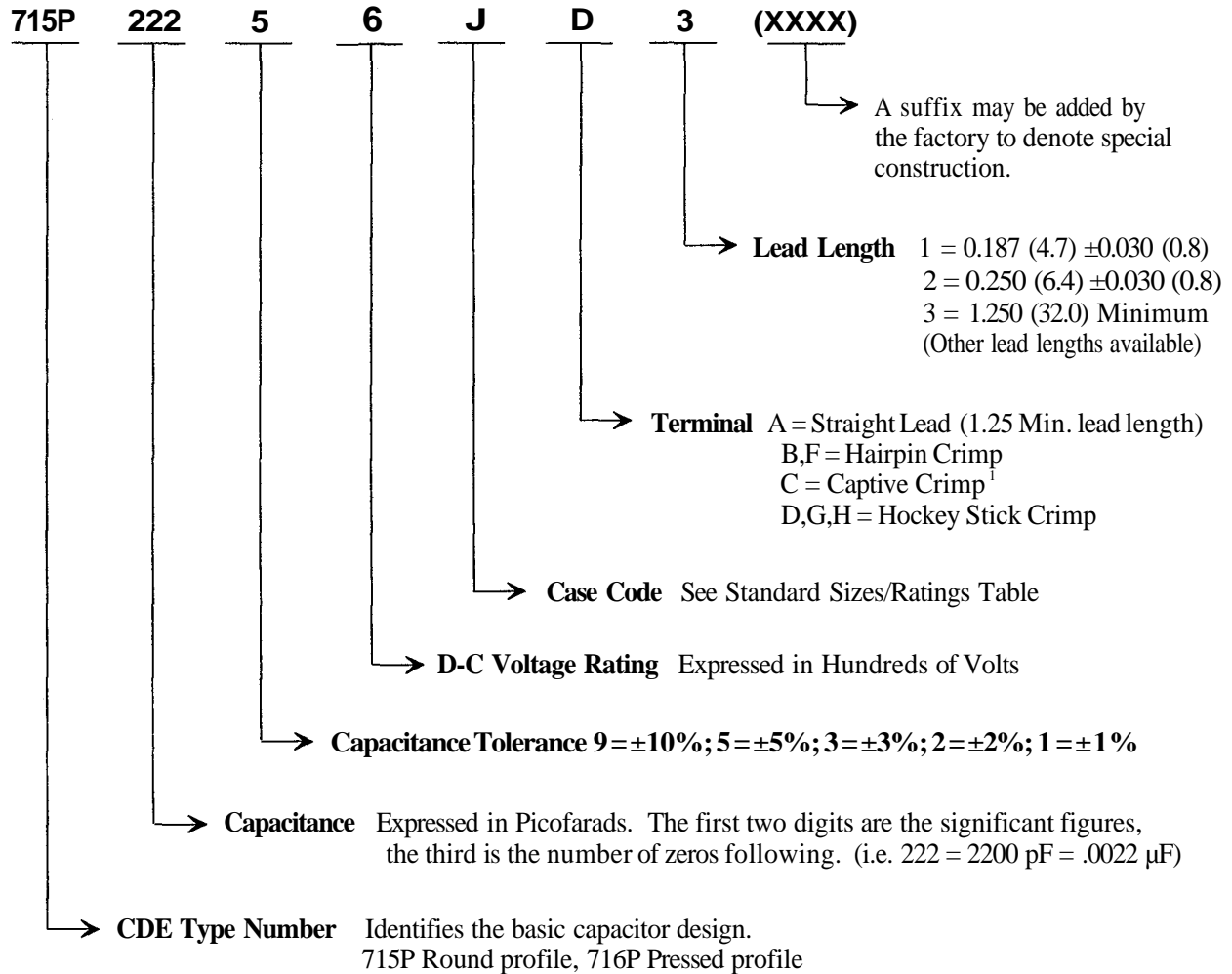
CDE performs standard 500 hour accelerated life tests, both DC and line frequency AC, to monitor process control over our wide range of products.

We also perform longer term life testing, typically 2000 hours, during development of most products. In addition we do accelerated life testing at 10-250 KHz for our High Performance AC products. For additional life test information please contact us.

Type 716P, Orange Drop,[®] Polypropylene Film/Foil Capacitors

High Performance

Ordering/Part Number Information



¹ Terminal C has a fixed lead length of 0.156 (4.0) ±0.020 (0.5), therefore it is not necessary to indicate the lead length digit when ordering. Available for "L" case code parts only

Please note:

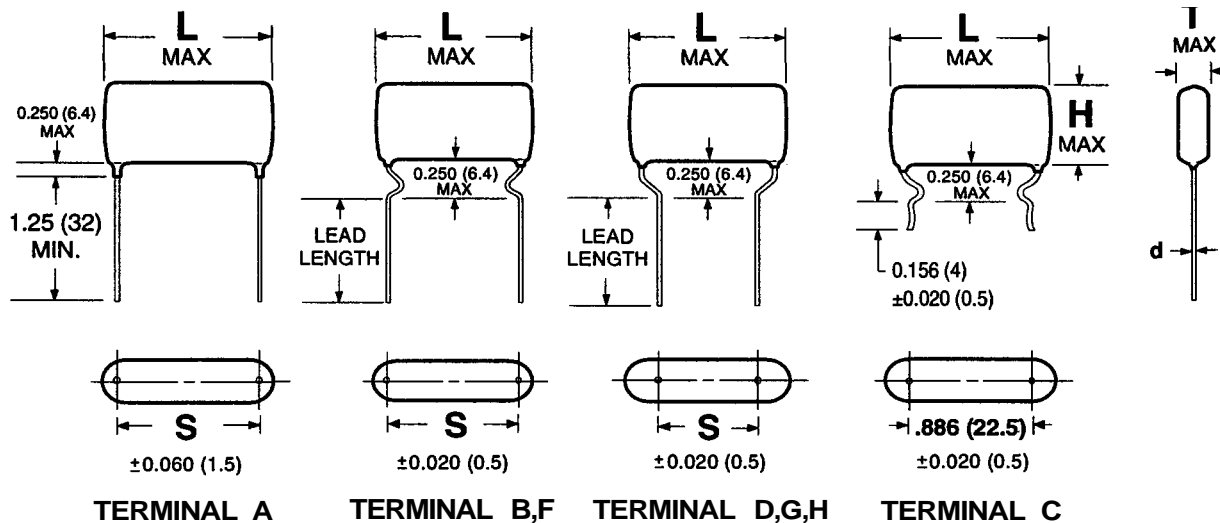
While it is not possible to list every capacitance value, tolerance, or design/size variation available, our flexibility in design and manufacturing gives us the ability to quickly, and cost effectively, provide you with the capacitor you require. Please contact us today with your specific needs!

Dimensions in inches, metric (mm) in parenthesis.

Type 716P, Orange Drop; Polypropylene Film/Foil Capacitors

High Performance

Standard Lead Styles



Standard Lead Spacings

| CASE CODE | S, inches (metric, mm in parentheses) | | | | | | |
|-----------|---------------------------------------|--------------|--------------|--------------|--------------|--------------|-------------|
| | Term. A | Term. B | Term. D | Term. C * | Term. F | Term. G | Term. H |
| N | 0.394 (10) | 0.394 (10) | --- | --- | 0.295 (7.5) | 0.197 (5) | --- |
| J | 0.500 (12.7) | 0.500 (12.7) | 0.375 (9.5) | --- | 0.394 (10) | 0.295 (7.5) | 0.197 (5) |
| K | 0.688 (17.5) | 0.688 (17.5) | 0.375 (9.5) | --- | 0.590 (15) | 0.394 (10) | 0.295 (7.5) |
| L | 1.031 (26.2) | 0.969 (24.6) | 0.719 (18.3) | 0.886 (22.5) | 0.886 (22.5) | 0.590 (15) | --- |
| M | 1.406 (35.7) | 1.344 (34.1) | 1.094 (27.8) | --- | --- | 1.083 (27.5) | --- |

* Terminal C is designed for printed circuit boards requiring a lead spacing of 0.886 (22.5) with board hole sizes of 0.044 (1.1) to 0.048 (1.2) in diameter. Available for "L" case code parts only. Please consult us if you have a specific requirement.

Standard Marking Format

Sample Marking on unit

CDE716P600V
222J 9810

Description

CDE CDE Electronics identification
716P Type number
600V D-C Voltage rating, Volts
222J Capacitance and tolerance code
9810 Weekly date code
(i.e. 10th week of 1998)

Tolerance codes per EIA Standards

H ±3%
J ±5%
K ±10%

Type 716P, Orange Drop Polypropylene Film/Foil Capacitors

High Performance

Type 716P Standard Sizes/Ratings²

| Value µF | Part Number ¹ | L max | T max | H max | d | Value µF | Part Number ¹ | L max | T max | H max | d |
|---------------------------|-----------------------------|-------------|------------|------------|------------|---------------------------|-----------------------------|-------------|------------|-------------|------------|
| 100 VDC / 70 VAC* | | | | | | 200 VDC / 155 VAC* | | | | | |
| .0082 | 716P82291N | .57 (14.5) | .23 (5.8) | .36 (9.1) | .032 (0.8) | .18 | 716P18492L | 1.25 (31.8) | .39 (9.9) | .67 (17.0) | .040 (1.0) |
| .009 | 716P90291N | .57 (14.5) | .24 (6.1) | .37 (9.4) | .032 (0.8) | .22 | 716P22492L | 1.25 (31.8) | .43 (10.9) | .71 (18.0) | .040 (1.0) |
| .01 | 716P10391N | .57 (14.5) | .24 (6.1) | .38 (9.7) | .032 (0.8) | .27 | 716P27492L | 1.25 (31.8) | .47 (11.9) | .75 (19.1) | .040 (1.0) |
| .012 | 716P12391N | .57 (14.5) | .23 (5.8) | .37 (9.4) | .032 (0.8) | .33 | 716P33492L | 1.25 (31.8) | .47 (11.9) | .86 (21.8) | .040 (1.0) |
| .015 | 716P15391N | .57 (14.5) | .25 (6.4) | .39 (9.9) | .032 (0.8) | .39 | 716P39492L | 1.25 (31.8) | .51 (13.0) | .90 (22.9) | .040 (1.0) |
| .018 | 716P18391N | .57 (14.5) | .26 (6.6) | .42 (10.7) | .032 (0.8) | .47 | 716P47492L | 1.25 (31.8) | .56 (14.2) | .95 (24.1) | .040 (1.0) |
| | | | | | | .56 | 716P56492L | 1.25 (31.8) | .61 (15.5) | 1.00 (25.4) | .040 (1.0) |
| .022 | 716P22391N | .57 (14.5) | .28 (7.1) | .44 (11.2) | .032 (0.8) | .68 | 716P68492M | 1.65 (41.9) | .56 (14.2) | .94 (23.9) | .040 (1.0) |
| .025 | 716P25391N | .57 (14.5) | .29 (7.4) | .45 (11.4) | .032 (0.8) | .82 | 716P82492M | 1.65 (41.9) | .61 (15.5) | 1.00 (25.4) | .040 (1.0) |
| .027 | 716P27391N | .57 (14.5) | .27 (6.9) | .50 (12.7) | .032 (0.8) | 1.0 | 716P10592M | 1.65 (41.9) | .68 (17.3) | 1.07 (27.2) | .040 (1.0) |
| .033 | 716P33391N | .57 (14.5) | .29 (7.4) | .53 (13.5) | .032 (0.8) | 400 VDC / 200 VAC* | | | | | |
| .039 | 716P39391N | .57 (14.5) | .31 (7.9) | .55 (14.0) | .032 (0.8) | .001 | 716P10294J | .70 (17.8) | .25 (6.4) | .47 (11.9) | .032 (0.8) |
| .047 | 716P47391N | .57 (14.5) | .34 (8.6) | .58 (14.7) | .032 (0.8) | .0012 | 716P12294J | .70 (17.8) | .22 (5.6) | .44 (11.2) | .032 (0.8) |
| .05 | 716P50391J | .70 (17.8) | .28 (7.1) | .52 (13.2) | .032 (0.8) | .0015 | 716P15294J | .70 (17.8) | .24 (6.1) | .45 (11.4) | .032 (0.8) |
| .056 | 716P56391J | .70 (17.8) | .29 (7.4) | .53 (13.5) | .032 (0.8) | .0018 | 716P18294J | .70 (17.8) | .25 (6.4) | .46 (11.7) | .032 (0.8) |
| .062 | 716P62391J | .70 (17.8) | .31 (7.9) | .54 (13.7) | .032 (0.8) | .0022 | 716P22294J | .70 (17.8) | .26 (6.6) | .48 (12.2) | .032 (0.8) |
| .068 | 716P68391J | .70 (17.8) | .32 (8.1) | .56 (14.2) | .032 (0.8) | .0027 | 716P27294J | .70 (17.8) | .24 (6.1) | .45 (11.4) | .032 (0.8) |
| .075 | 716P75391J | .70 (17.8) | .33 (8.4) | .57 (14.5) | .032 (0.8) | .0033 | 716P33294J | .70 (17.8) | .24 (6.1) | .45 (11.4) | .032 (0.8) |
| .082 | 716P82391J | .70 (17.8) | .35 (8.9) | .59 (15.0) | .032 (0.8) | .0039 | 716P39294J | .70 (17.8) | .24 (6.1) | .36 (9.1) | .032 (0.8) |
| .09 | 716P90391J | .70 (17.8) | .36 (9.1) | .60 (15.2) | .032 (0.8) | .0047 | 716P47294J | .70 (17.8) | .25 (6.4) | .37 (9.4) | .032 (0.8) |
| .1 | 716P10491J | .70 (17.8) | .38 (9.7) | .62 (15.7) | .032 (0.8) | .0056 | 716P56294J | .70 (17.8) | .24 (6.1) | .44 (11.2) | .032 (0.8) |
| .12 | 716P12491K | .90 (22.9) | .33 (8.4) | .57 (14.5) | .032 (0.8) | .0068 | 716P68294J | .70 (17.8) | .24 (6.1) | .44 (11.2) | .032 (0.8) |
| .15 | 716P15491K | .90 (22.9) | .37 (9.4) | .61 (15.5) | .032 (0.8) | .0082 | 716P82294J | .70 (17.8) | .25 (6.4) | .45 (11.4) | .032 (0.8) |
| .18 | 716P18491K | .90 (22.9) | .40 (10.2) | .64 (16.3) | .032 (0.8) | .01 | 716P10394J | .70 (17.8) | .27 (6.9) | .46 (11.7) | .032 (0.8) |
| .20 | 716P20491K | .90 (22.9) | .42 (10.7) | .66 (16.8) | .032 (0.8) | .012 | 716P12394J | .70 (17.8) | .29 (7.4) | .48 (12.2) | .032 (0.8) |
| .22 | 716P22491K | .90 (22.9) | .44 (11.2) | .68 (17.3) | .032 (0.8) | .015 | 716P15394J | .70 (17.8) | .31 (7.9) | .50 (12.7) | .032 (0.8) |
| .25 | 716P25491K | .90 (22.9) | .47 (11.9) | .71 (18.0) | .032 (0.8) | .018 | 716P18394K | .90 (22.9) | .28 (7.1) | .47 (11.9) | .032 (0.8) |
| .27 | 716P27491K | .90 (22.9) | .49 (12.4) | .73 (18.5) | .032 (0.8) | .022 | 716P22394K | .90 (22.9) | .30 (7.6) | .49 (12.4) | .032 (0.8) |
| .30 | 716P30491L | 1.25 (31.8) | .41 (10.4) | .65 (16.5) | .040 (1.0) | .027 | 716P27394K | .90 (22.9) | .31 (7.9) | .55 (14.0) | .032 (0.8) |
| .33 | 716P33491L | 1.25 (31.8) | .42 (10.7) | .67 (17.0) | .040 (1.0) | .033 | 716P33394K | .90 (22.9) | .33 (8.4) | .57 (14.5) | .032 (0.8) |
| 200 VDC / 155 VAC* | | | | | | .039 | 716P39394K | .90 (22.9) | .36 (9.1) | .60 (15.2) | .032 (0.8) |
| .01 | 716P10392J | .70 (17.8) | .25 (6.4) | .37 (9.4) | .032 (0.8) | .047 | 716P47394K | .90 (22.9) | .39 (9.9) | .62 (15.7) | .032 (0.8) |
| .012 | 716P12392J | .70 (17.8) | .27 (6.9) | .39 (9.9) | .032 (0.8) | .056 | 716P56394K | .90 (22.9) | .40 (10.2) | .68 (17.3) | .032 (0.8) |
| .015 | 716P15392J | .70 (17.8) | .26 (6.6) | .45 (11.4) | .032 (0.8) | .068 | 716P68394K | .90 (22.9) | .43 (10.9) | .72 (18.3) | .032 (0.8) |
| .018 | 716P18392J | .70 (17.8) | .25 (6.4) | .45 (11.4) | .032 (0.8) | .082 | 716P82394L | 1.25 (31.8) | .38 (9.7) | .67 (17.0) | .040 (1.0) |
| .022 | 716P22392J | .70 (17.8) | .27 (6.9) | .46 (11.7) | .032 (0.8) | .1 | 716P10494L | 1.25 (31.8) | .42 (10.7) | .70 (17.8) | .040 (1.0) |
| .027 | 716P27392J | .70 (17.8) | .29 (7.4) | .48 (12.2) | .032 (0.8) | .12 | 716P12494L | 1.25 (31.8) | .45 (11.4) | .73 (18.5) | .040 (1.0) |
| .033 | 716P33392J | .70 (17.8) | .32 (8.1) | .51 (13.0) | .032 (0.8) | .15 | 716P15494L | 1.25 (31.8) | .46 (11.7) | .84 (21.3) | .040 (1.0) |
| .039 | 716P39392J | .70 (17.8) | .32 (8.1) | .56 (14.2) | .032 (0.8) | .18 | 716P18494L | 1.25 (31.8) | .50 (12.7) | .89 (22.6) | .040 (1.0) |
| .047 | 716P47392J | .70 (17.8) | .34 (8.6) | .58 (14.7) | .032 (0.8) | .22 | 716P22494L | 1.25 (31.8) | .57 (14.5) | .95 (24.1) | .040 (1.0) |
| .056 | 716P56392K | .90 (22.9) | .30 (7.6) | .55 (14.0) | .032 (0.8) | .27 | 716P27494L | 1.25 (31.8) | .63 (16.0) | 1.01 (25.7) | .040 (1.0) |
| .068 | 716P68392K | .90 (22.9) | .33 (8.4) | .57 (14.5) | .032 (0.8) | .33 | 716P33494M | 1.65 (41.9) | .57 (14.5) | .96 (24.4) | .040 (1.0) |
| .082 | 716P82392K | .90 (22.9) | .36 (9.1) | .60 (15.2) | .032 (0.8) | .39 | 716P39494M | 1.65 (41.9) | .62 (15.7) | 1.01 (25.7) | .040 (1.0) |
| .1 | 716P10492K | .90 (22.9) | .39 (9.9) | .63 (16.0) | .032 (0.8) | .47 | 716P47494M | 1.65 (41.9) | .68 (17.3) | 1.07 (27.2) | .040 (1.0) |
| .12 | 716P12492K | .90 (22.9) | .40 (10.2) | .69 (17.5) | .032 (0.8) | | | | | | |
| .15 | 716P15492K | .90 (22.9) | .45 (11.4) | .73 (18.5) | .032 (0.8) | | | | | | |

* Please refer to performance curves for RMS Voltage vs. Frequency characteristics.

¹ To complete part number for proper tolerance, terminal style and lead length please refer to Ordering/Part Number Information page.

² Type 716P capacitors are available through the CDE Distribution Network on special order.

Dimensions in inches, metric (mm) in parenthesis.

Type 716P, Orange Drop₂ Polypropylene Film/Foil Capacitors

High Performance

Type 716P Standard Sizes/Ratings²

| Value µF | Part Number ¹ | L max | T max | H max | d | Value µF | Part Number ¹ | L max | T max | H max | d |
|---------------------------|-----------------------------|-------------|------------|-------------|------------|----------------------------|-----------------------------|-------------|------------|-------------|------------|
| 600 VDC / 200 VAC* | | | | | | 1000 VDC / 450 VAC* | | | | | |
| .001 | 716P10296J | .70 (17.8) | .27 (6.9) | .46 (11.7) | .032 (0.8) | .0056 | 716P562910L | 1.25 (31.8) | .25 (6.4) | .45 (11.4) | .032 (0.8) |
| .0012 | 716P12296J | .70 (17.8) | .24 (6.1) | .44 (11.2) | .032 (0.8) | .0068 | 716P682910L | 1.25 (31.8) | .27 (6.9) | .46 (11.7) | .032 (0.8) |
| .0015 | 716P15296J | .70 (17.8) | .26 (6.6) | .45 (11.4) | .032 (0.8) | .0082 | 716P822910L | 1.25 (31.8) | .29 (7.4) | .48 (12.2) | .032 (0.8) |
| .0018 | 716P18296J | .70 (17.8) | .27 (6.9) | .46 (11.7) | .032 (0.8) | .01 | 716P103910L | 1.25 (31.8) | .29 (7.4) | .53 (13.5) | .032 (0.8) |
| .0022 | 716P22296J | .70 (17.8) | .28 (7.1) | .48 (12.2) | .032 (0.8) | .012 | 716P123910L | 1.25 (31.8) | .31 (7.9) | .55 (14.0) | .032 (0.8) |
| .0027 | 716P27296J | .70 (17.8) | .25 (6.4) | .44 (11.2) | .032 (0.8) | .015 | 716P153910L | 1.25 (31.8) | .34 (8.6) | .58 (14.7) | .032 (0.8) |
| .0033 | 716P33296J | .70 (17.8) | .25 (6.4) | .45 (11.4) | .032 (0.8) | .018 | 716P183910L | 1.25 (31.8) | .37 (9.4) | .61 (15.5) | .032 (0.8) |
| .0039 | 716P39296J | .70 (17.8) | .26 (6.6) | .46 (11.7) | .032 (0.8) | .022 | 716P223910L | 1.25 (31.8) | .38 (9.7) | .67 (17.0) | .032 (0.8) |
| .0047 | 716P47296J | .70 (17.8) | .28 (7.1) | .47 (11.9) | .032 (0.8) | .027 | 716P273910L | 1.25 (31.8) | .42 (10.7) | .70 (17.8) | .032 (0.8) |
| .0056 | 716P56296J | .70 (17.8) | .30 (7.6) | .49 (12.4) | .032 (0.8) | .033 | 716P333910L | 1.25 (31.8) | .46 (11.7) | .74 (18.8) | .032 (0.8) |
| .0068 | 716P68296J | .70 (17.8) | .32 (8.1) | .51 (13.0) | .032 (0.8) | .039 | 716P393910L | 1.25 (31.8) | .46 (11.7) | .84 (21.3) | .032 (0.8) |
| .0082 | 716P82296J | .70 (17.8) | .32 (8.1) | .56 (14.2) | .032 (0.8) | .047 | 716P473910L | 1.25 (31.8) | .50 (12.7) | .88 (22.4) | .032 (0.8) |
| .01 | 716P10396J | .70 (17.8) | .34 (8.6) | .58 (14.7) | .032 (0.8) | .056 | 716P563910L | 1.25 (31.8) | .54 (13.7) | .93 (23.6) | .032 (0.8) |
| .012 | 716P12396K | .90 (22.9) | .31 (7.9) | .55 (14.0) | .032 (0.8) | .068 | 716P683910L | 1.25 (31.8) | .59 (15.0) | .98 (24.9) | .032 (0.8) |
| .015 | 716P15396K | .90 (22.9) | .34 (8.6) | .58 (14.7) | .032 (0.8) | .082 | 716P823910M | 1.65 (41.9) | .52 (13.2) | .90 (22.9) | .040 (1.0) |
| .018 | 716P18396K | .90 (22.9) | .36 (9.1) | .60 (15.2) | .032 (0.8) | .1 | 716P104910M | 1.65 (41.9) | .57 (14.5) | .96 (24.4) | .040 (1.0) |
| .022 | 716P22396K | .90 (22.9) | .39 (9.9) | .63 (16.0) | .032 (0.8) | .12 | 716P124910M | 1.65 (41.9) | .62 (15.7) | 1.01 (25.7) | .040 (1.0) |
| .027 | 716P27396K | .90 (22.9) | .41 (10.4) | .69 (17.5) | .032 (0.8) | .14 | 716P144910M | 1.65 (41.9) | .67 (17.0) | 1.06 (27.0) | .040 (1.0) |
| .033 | 716P33396K | .90 (22.9) | .44 (11.2) | .73 (18.5) | .032 (0.8) | 1200 VDC / 475 VAC* | | | | | |
| .039 | 716P39396K | .90 (22.9) | .48 (12.2) | .76 (19.3) | .032 (0.8) | .001 | 716P102912L | 1.25 (31.8) | .23 (5.8) | .45 (11.4) | .032 (0.8) |
| .047 | 716P47396L | 1.25 (31.8) | .42 (10.7) | .70 (17.8) | .040 (1.0) | .0012 | 716P122912L | 1.25 (31.8) | .24 (6.1) | .46 (11.7) | .032 (0.8) |
| .056 | 716P56396L | 1.25 (31.8) | .45 (11.4) | .73 (18.5) | .040 (1.0) | .0015 | 716P152912L | 1.25 (31.8) | .25 (6.4) | .47 (11.9) | .032 (0.8) |
| .068 | 716P68396L | 1.25 (31.8) | .45 (11.4) | .84 (21.3) | .040 (1.0) | .0018 | 716P182912L | 1.25 (31.8) | .27 (6.9) | .49 (12.4) | .032 (0.8) |
| .082 | 716P82396L | 1.25 (31.8) | .49 (12.4) | .88 (22.4) | .040 (1.0) | .0022 | 716P222912L | 1.25 (31.8) | .29 (7.4) | .51 (13.0) | .032 (0.8) |
| .1 | 716P10496L | 1.25 (31.8) | .54 (13.7) | .93 (23.6) | .040 (1.0) | .0027 | 716P272912L | 1.25 (31.8) | .28 (7.1) | .48 (12.2) | .032 (0.8) |
| .12 | 716P12496L | 1.25 (31.8) | .59 (15.0) | .97 (24.6) | .040 (1.0) | .0033 | 716P332912L | 1.25 (31.8) | .30 (7.6) | .49 (12.4) | .032 (0.8) |
| .15 | 716P15496M | 1.65 (41.9) | .55 (14.0) | .93 (23.6) | .040 (1.0) | .0039 | 716P392912L | 1.25 (31.8) | .30 (7.6) | .54 (13.7) | .032 (0.8) |
| .18 | 716P18496M | 1.65 (41.9) | .59 (15.0) | .98 (24.9) | .040 (1.0) | .0047 | 716P472912L | 1.25 (31.8) | .32 (8.1) | .56 (14.2) | .032 (0.8) |
| .22 | 716P22496M | 1.65 (41.9) | .65 (16.5) | 1.04 (25.7) | .040 (1.0) | 800 VDC / 450 VAC* | | | | | |
| .0056 | 716P56298L | 1.25 (31.8) | .25 (6.4) | .45 (11.4) | .032 (0.8) | .0056 | 716P562912L | 1.25 (31.8) | .34 (8.6) | .58 (14.7) | .032 (0.8) |
| .0068 | 716P68298L | 1.25 (31.8) | .27 (6.9) | .46 (11.7) | .032 (0.8) | .0068 | 716P682912L | 1.25 (31.8) | .37 (9.4) | .61 (15.5) | .032 (0.8) |
| .0082 | 716P82298L | 1.25 (31.8) | .29 (7.4) | .48 (12.2) | .032 (0.8) | .0082 | 716P822912L | 1.25 (31.8) | .38 (9.7) | .67 (17.0) | .032 (0.8) |
| .01 | 716P10398L | 1.25 (31.8) | .29 (7.4) | .53 (13.5) | .032 (0.8) | .01 | 716P103912L | 1.25 (31.8) | .42 (10.7) | .70 (17.8) | .032 (0.8) |
| .012 | 716P12398L | 1.25 (31.8) | .31 (7.9) | .55 (14.0) | .032 (0.8) | .012 | 716P123912L | 1.25 (31.8) | .45 (11.4) | .73 (18.5) | .032 (0.8) |
| .015 | 716P15398L | 1.25 (31.8) | .34 (8.6) | .58 (14.7) | .032 (0.8) | .015 | 716P153912L | 1.25 (31.8) | .46 (11.7) | .84 (21.3) | .032 (0.8) |
| .018 | 716P18398L | 1.25 (31.8) | .37 (9.4) | .61 (15.5) | .032 (0.8) | .018 | 716P183912L | 1.25 (31.8) | .50 (12.7) | .88 (22.4) | .032 (0.8) |
| .022 | 716P22398L | 1.25 (31.8) | .38 (9.7) | .67 (17.0) | .032 (0.8) | .022 | 716P223912L | 1.25 (31.8) | .54 (13.7) | .93 (23.6) | .032 (0.8) |
| .027 | 716P27398L | 1.25 (31.8) | .42 (10.7) | .70 (17.8) | .032 (0.8) | .027 | 716P273912L | 1.25 (31.8) | .60 (15.2) | .99 (25.1) | .032 (0.8) |
| .033 | 716P33398L | 1.25 (31.8) | .46 (11.7) | .74 (18.8) | .032 (0.8) | .033 | 716P333912M | 1.65 (41.9) | .53 (13.5) | .91 (23.1) | .040 (1.0) |
| .039 | 716P39398L | 1.25 (31.8) | .46 (11.7) | .84 (21.3) | .032 (0.8) | .039 | 716P393912M | 1.65 (41.9) | .57 (14.5) | .96 (24.4) | .040 (1.0) |
| .047 | 716P47398L | 1.25 (31.8) | .50 (12.7) | .88 (22.4) | .032 (0.8) | .047 | 716P473912M | 1.65 (41.9) | .62 (15.7) | 1.01 (25.7) | .040 (1.0) |
| .056 | 716P56398L | 1.25 (31.8) | .54 (13.7) | .93 (23.6) | .032 (0.8) | .056 | 716P563912M | 1.65 (41.9) | .68 (17.3) | 1.07 (27.2) | .040 (1.0) |
| .068 | 716P68398L | 1.25 (31.8) | .59 (15.0) | .98 (24.9) | .032 (0.8) | .082 | 716P82398M | 1.65 (41.9) | .52 (13.2) | .90 (22.9) | .040 (1.0) |
| .082 | 716P82398M | 1.65 (41.9) | .52 (13.2) | .90 (22.9) | .040 (1.0) | .1 | 716P10498M | 1.65 (41.9) | .57 (14.5) | .96 (24.4) | .040 (1.0) |
| .1 | 716P10498M | 1.65 (41.9) | .57 (14.5) | .96 (24.4) | .040 (1.0) | .12 | 716P12498M | 1.65 (41.9) | .62 (15.7) | 1.01 (25.7) | .040 (1.0) |
| .12 | 716P12498M | 1.65 (41.9) | .62 (15.7) | 1.01 (25.7) | .040 (1.0) | .14 | 716P14498M | 1.65 (41.9) | .67 (17.0) | 1.06 (27.0) | .040 (1.0) |
| .14 | 716P14498M | 1.65 (41.9) | .67 (17.0) | 1.06 (27.0) | .040 (1.0) | | | | | | |

* Please refer to performance curves for RMS Voltage vs. Frequency characteristics.

¹ To complete part number for proper tolerance, terminal style and lead length please refer to Ordering/Part Number Information page.

² Type 716P capacitors are available through the CDE Distribution Network on special order.

Dimensions in inches, metric (mm) in parenthesis.

Type 716P, Orange Drop; Polypropylene Film/Foil Capacitors

High Performance

Type 716P Standard Sizes/Ratings²

| Value µF | Part Number ¹ | L max | T max | H max | d | Value µF | Part Number ¹ | L max | T max | H max | d |
|----------------------------|-----------------------------|-------------|------------|-------------|------------|----------------------------|-----------------------------|-------------|------------|-------------|------------|
| 1600 VDC / 500 VAC* | | | | | | 2000 VDC / 500 VAC* | | | | | |
| .001 | 716P102916L | 1.25 (31.8) | .28 (7.1) | .47 (11.2) | .032 (0.8) | .001 | 716P102920L | 1.25 (31.8) | .28 (7.1) | .47 (11.9) | .032 (0.8) |
| .0012 | 716P122916L | 1.25 (31.8) | .29 (7.4) | .48 (12.2) | .032 (0.8) | .0012 | 716P122920L | 1.25 (31.8) | .29 (7.4) | .48 (12.2) | .032 (0.8) |
| .0015 | 716P152916L | 1.25 (31.8) | .30 (7.6) | .50 (12.7) | .032 (0.8) | .0015 | 716P152920L | 1.25 (31.8) | .30 (7.6) | .50 (12.7) | .032 (0.8) |
| .0018 | 716P182916L | 1.25 (31.8) | .31 (7.9) | .55 (14.0) | .032 (0.8) | .0018 | 716P182920L | 1.25 (31.8) | .31 (7.9) | .55 (14.0) | .032 (0.8) |
| .0022 | 716P222916L | 1.25 (31.8) | .32 (8.1) | .56 (14.2) | .032 (0.8) | .0022 | 716P222920L | 1.25 (31.8) | .32 (8.1) | .56 (14.2) | .032 (0.8) |
| .0027 | 716P272916L | 1.25 (31.8) | .35 (8.9) | .59 (15.0) | .032 (0.8) | .0027 | 716P272920L | 1.25 (31.8) | .35 (8.9) | .59 (15.0) | .032 (0.8) |
| .0033 | 716P332916L | 1.25 (31.8) | .37 (9.4) | .61 (15.5) | .032 (0.8) | .0033 | 716P332920L | 1.25 (31.8) | .37 (9.4) | .61 (15.5) | .032 (0.8) |
| .0039 | 716P392916L | 1.25 (31.8) | .38 (9.7) | .67 (17.0) | .032 (0.8) | .0039 | 716P392920L | 1.25 (31.8) | .38 (9.7) | .67 (17.0) | .032 (0.8) |
| .0047 | 716P472916L | 1.25 (31.8) | .41 (10.4) | .69 (17.5) | .032 (0.8) | .0047 | 716P472920L | 1.25 (31.8) | .41 (10.4) | .69 (17.5) | .032 (0.8) |
| .0056 | 716P562916L | 1.25 (31.8) | .43 (10.9) | .72 (18.3) | .032 (0.8) | .0056 | 716P562920L | 1.25 (31.8) | .43 (10.9) | .72 (18.3) | .032 (0.8) |
| .0068 | 716P682916L | 1.25 (31.8) | .47 (11.9) | .75 (19.1) | .032 (0.8) | .0068 | 716P682920L | 1.25 (31.8) | .47 (11.9) | .75 (19.1) | .032 (0.8) |
| .0082 | 716P822916L | 1.25 (31.8) | .47 (11.9) | .85 (21.6) | .032 (0.8) | .0082 | 716P822920L | 1.25 (31.8) | .47 (11.9) | .85 (21.6) | .032 (0.8) |
| .01 | 716P103916L | 1.25 (31.8) | .51 (13.0) | .90 (22.9) | .032 (0.8) | .01 | 716P103920L | 1.25 (31.8) | .51 (13.0) | .90 (22.9) | .032 (0.8) |
| .012 | 716P123916L | 1.25 (31.8) | .55 (14.0) | .94 (23.9) | .032 (0.8) | .012 | 716P123920L | 1.25 (31.8) | .55 (14.0) | .94 (23.9) | .032 (0.8) |
| .015 | 716P153916M | 1.65 (41.9) | .49 (12.4) | .87 (22.1) | .040 (1.0) | .015 | 716P153920M | 1.65 (41.9) | .49 (12.4) | .87 (22.1) | .040 (1.0) |
| .018 | 716P183916M | 1.65 (41.9) | .53 (13.5) | .91 (23.1) | .040 (1.0) | .018 | 716P183920M | 1.65 (41.9) | .53 (13.5) | .91 (23.1) | .040 (1.0) |
| .022 | 716P223916M | 1.65 (41.9) | .58 (14.7) | .96 (24.4) | .040 (1.0) | .022 | 716P223920M | 1.65 (41.9) | .58 (14.7) | .96 (24.4) | .040 (1.0) |
| .027 | 716P273916M | 1.65 (41.9) | .63 (16.0) | 1.02 (25.9) | .040 (1.0) | .027 | 716P273920M | 1.65 (41.9) | .63 (16.0) | 1.02 (25.9) | .040 (1.0) |
| .033 | 716P333916M | 1.65 (41.9) | .69 (17.5) | 1.08 (27.4) | .040 (1.0) | .033 | 716P333920M | 1.65 (41.9) | .69 (17.5) | 1.08 (27.4) | .040 (1.0) |

* Please refer to performance curves for RMS Voltage vs. Frequency characteristics.

¹ To complete part number for proper tolerance, terminal style and lead length please refer to Ordering/Part Number Information page.

² Type 716P capacitors are available through the CDE Distribution Network on special order.

Please note:

It is not possible to list every capacitance value available for each rating, if you require a specific cap value not listed just give us a call. We will supply the details you need.

Dimensions in inches, metric (mm) in parenthesis.

Type 716P, Orange Drop Polypropylene Film/Foil Capacitors

High Performance

Corona, Dissipation Factor Specifications

Corona Start Voltage

| D-C Rating | Typical Corona Start Voltage, RMS |
|------------|-----------------------------------|
| 100 | 250 |
| 200 | 300 |
| 400, 600 | 325 |
| 800, 1000 | 600 |
| 1200 | 625 |
| 1600, 2000 | 650 |

Maximum Dissipation Factor (D.F.) in %

| Cap Range (µF) | 100V-600V | | 800V/1000V | | 1200V | | 1600V/2000V | |
|----------------|-----------|--------|------------|--------|-------|--------|-------------|--------|
| | 20KHz | 100KHz | 20KHz | 100KHz | 20KHz | 100KHz | 20KHz | 100KHz |
| .001 - .012 | .028 | .034 | .037 | .075 | .034 | .064 | .032 | .053 |
| .015 - .027 | .029 | .038 | .037 | .078 | .035 | .067 | .037 | .078 |
| .033 - .068 | .030 | .046 | .038 | .087 | .042 | .104 | .037 | .079 |
| .082 - .1 | .031 | .053 | .048 | .135 | -- | -- | -- | -- |
| .12 - .33 | .034 | .076 | .049 | .141 | -- | -- | -- | -- |
| .39 - .56 | .038 | .107 | -- | -- | -- | -- | -- | -- |
| .68 - 1.0 | .047 | .167 | -- | -- | -- | -- | -- | -- |

For additional information on Corona and Dissipation Factor please refer to the Technical Reference section of this catalog. For more specific data or assistance with a specific application just give us a call.

Type 716P, Orange Drop[®], Polypropylene Film/Foil Capacitors

High Performance

dV/dt Specifications

Maximum Pulse Rise Time (dv/dt) in Volts/ μ sec

| Cap Value (μ F) | 100V | 200V | 400V | 600V | 800V/ 1000V | 1200V | 1600V/ 2000V |
|----------------------|------|------|-------|-------|----------------|-------|-----------------|
| .001 | - | - | 20700 | 20700 | - | 43200 | 43200 |
| .0012 | - | - | 18900 | 18900 | - | 39500 | 39500 |
| .0015 | - | - | 16900 | 16900 | - | 35300 | 35300 |
| .0018 | - | - | 15400 | 15400 | - | 32200 | 32200 |
| .0022 | - | - | 14000 | 14000 | - | 29100 | 29100 |
| .0027 | - | - | 12600 | 12600 | - | 25000 | 26300 |
| .0033 | - | - | 11400 | 11400 | - | 22600 | 23800 |
| .0039 | - | - | 10500 | 10500 | - | 20800 | 21900 |
| .0047 | - | - | 9500 | 9500 | - | 18900 | 19900 |
| .0056 | - | - | 8700 | 8700 | 16400 | 17400 | 18300 |
| .0068 | - | - | 7900 | 7900 | 14900 | 15700 | 16600 |
| .0082 | 4100 | - | 7200 | 7200 | 13600 | 14300 | 15100 |
| .01 | 3700 | 4600 | 6500 | 6500 | 12300 | 13000 | 13700 |
| .012 | 3400 | 4200 | 6000 | 5400 | 11200 | 11900 | 12500 |
| .015 | 3000 | 3800 | 5300 | 4800 | 10000 | 10600 | 10300 |
| .018 | 2800 | 3400 | 4400 | 4400 | 9200 | 9700 | 9400 |
| .022 | 2500 | 3100 | 4000 | 4000 | 8300 | 8800 | 8500 |
| .027 | 2200 | 2800 | 3600 | 3600 | 7500 | 7900 | 7700 |
| .033 | 2000 | 2500 | 3200 | 3200 | 6800 | 6600 | 7000 |
| .039 | 1700 | 2300 | 3000 | 3000 | 6200 | 6100 | - |
| .047 | 1500 | 2100 | 2700 | 2500 | 5700 | 5600 | - |
| .056 | 1400 | 1800 | 2500 | 2300 | 5200 | 5100 | - |
| .068 | 1300 | 1600 | 2300 | 2100 | 4700 | - | - |
| .082 | 1100 | 1500 | 1900 | 1900 | 4000 | - | - |
| .1 | 1000 | 1300 | 1700 | 1700 | 3600 | - | - |
| .12 | 900 | 1200 | 1600 | 1600 | 3300 | - | - |
| .15 | 800 | 1100 | 1400 | 1300 | - | - | - |
| .18 | 700 | 910 | 1300 | 1200 | - | - | - |
| .22 | 700 | 820 | 1200 | 1100 | - | - | - |
| .27 | 600 | 740 | 1100 | - | - | - | - |
| .33 | 500 | 670 | 880 | - | - | - | - |
| .39 | - | 620 | 810 | - | - | - | - |
| .47 | - | 560 | 740 | - | - | - | - |
| .56 | - | 520 | - | - | - | - | - |
| .68 | - | 430 | - | - | - | - | - |
| .82 | - | 400 | - | - | - | - | - |
| 1.0 | - | 360 | - | - | - | - | - |

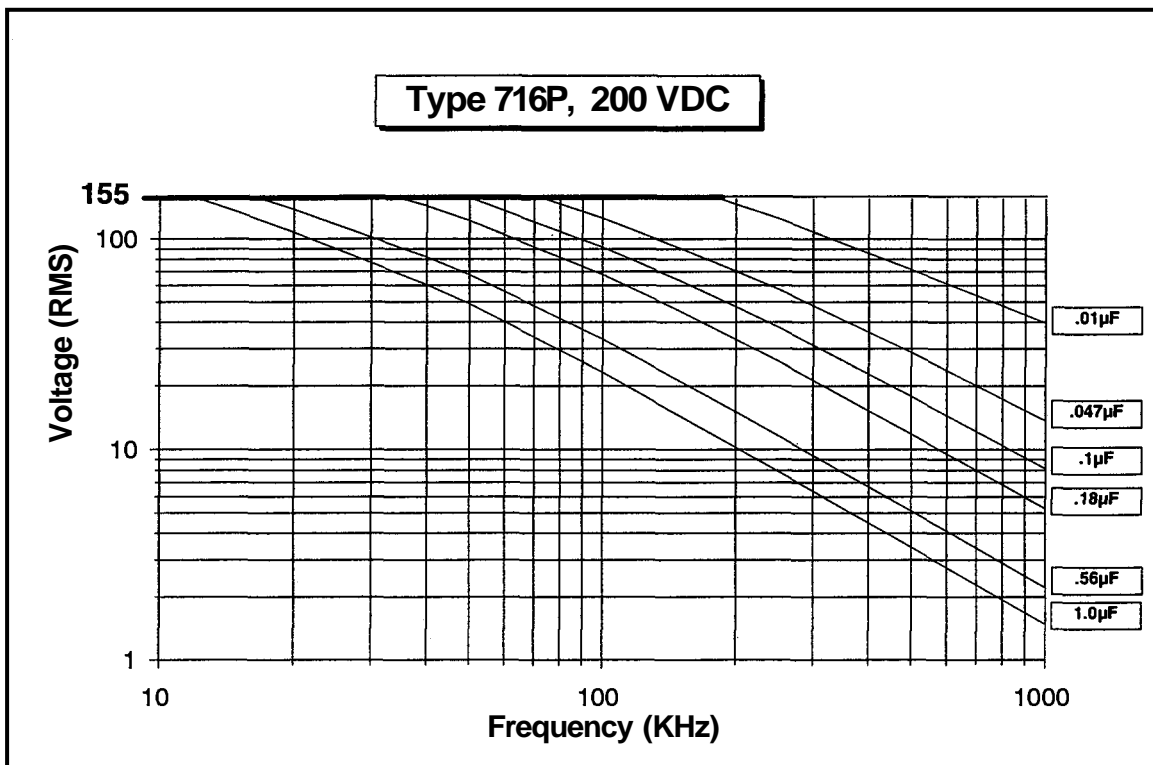
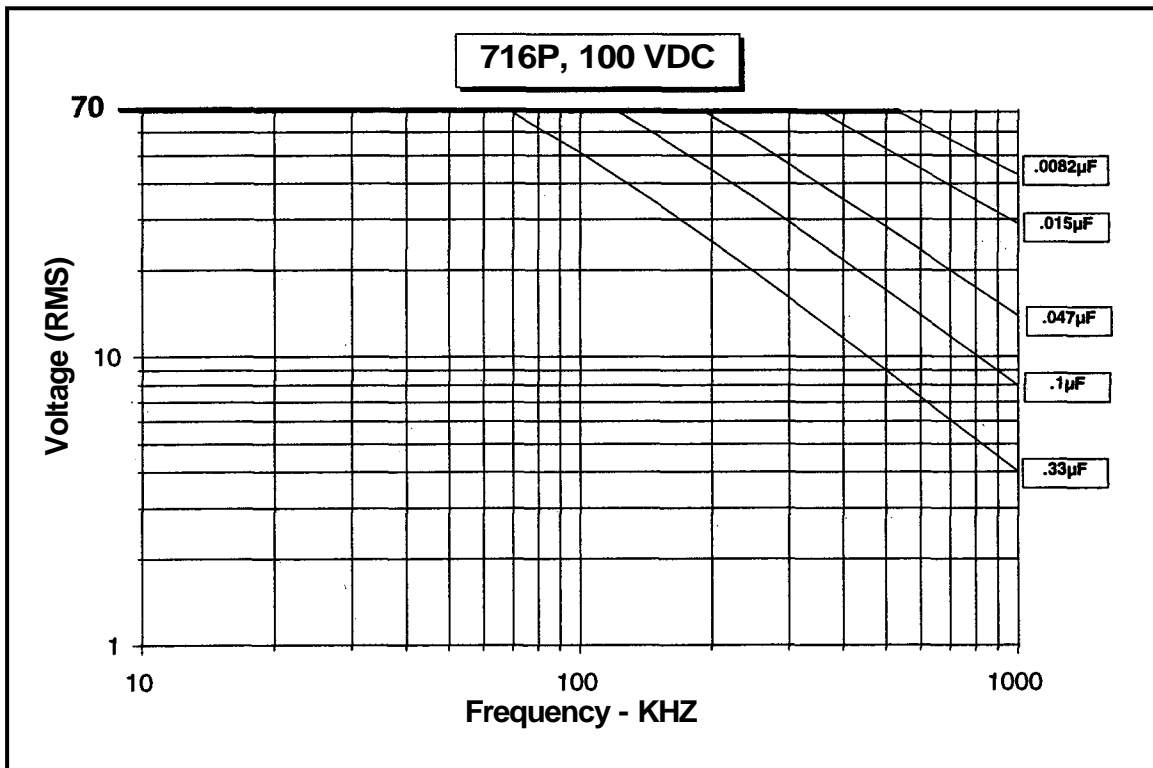
Note: dV/dt ratings based on measurements made at junction of the wire leads and capacitor body.

For additional information on Pulse Rise Time (dV/dt) please refer to the Technical Reference section of this catalog. For more specific data or assistance with a specific application just give us a call.

Type 716P, Orange Drop[®], Polypropylene Film/Foil Capacitors

High Performance

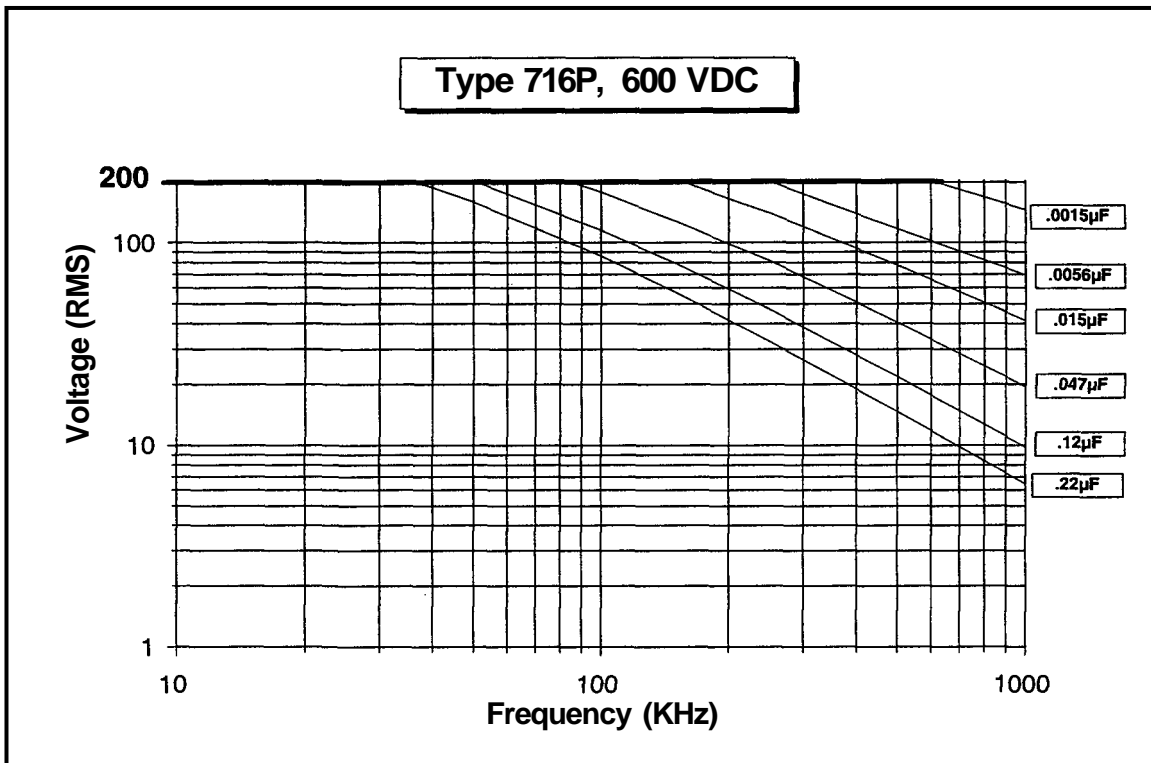
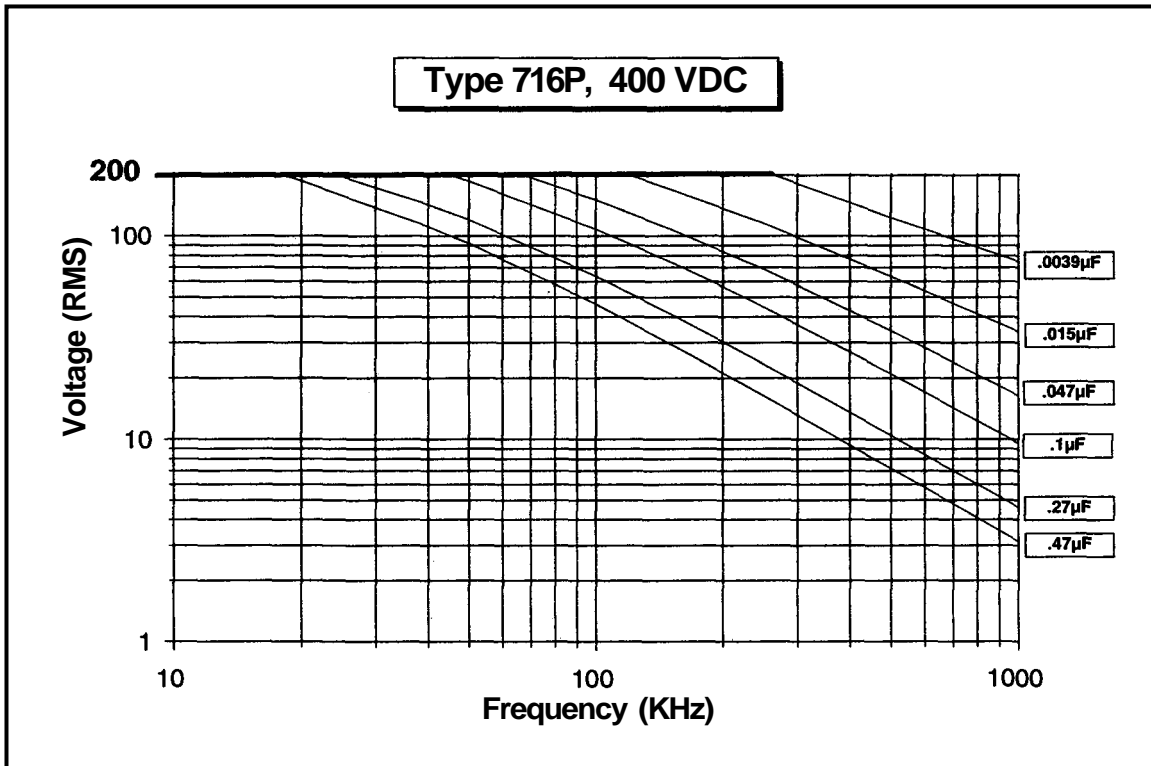
RMS Voltage vs. Frequency @ +85°C



Type 716P, Orange Drop[®], Polypropylene Film/Foil Capacitors

High Performance

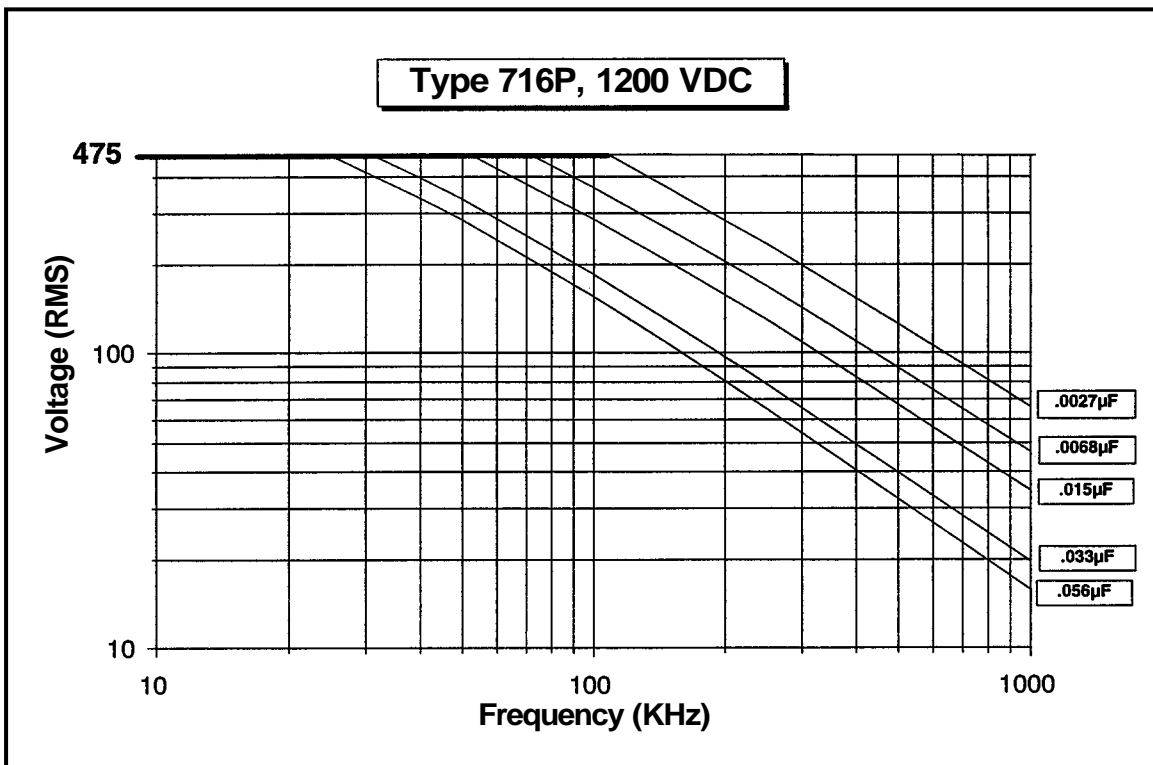
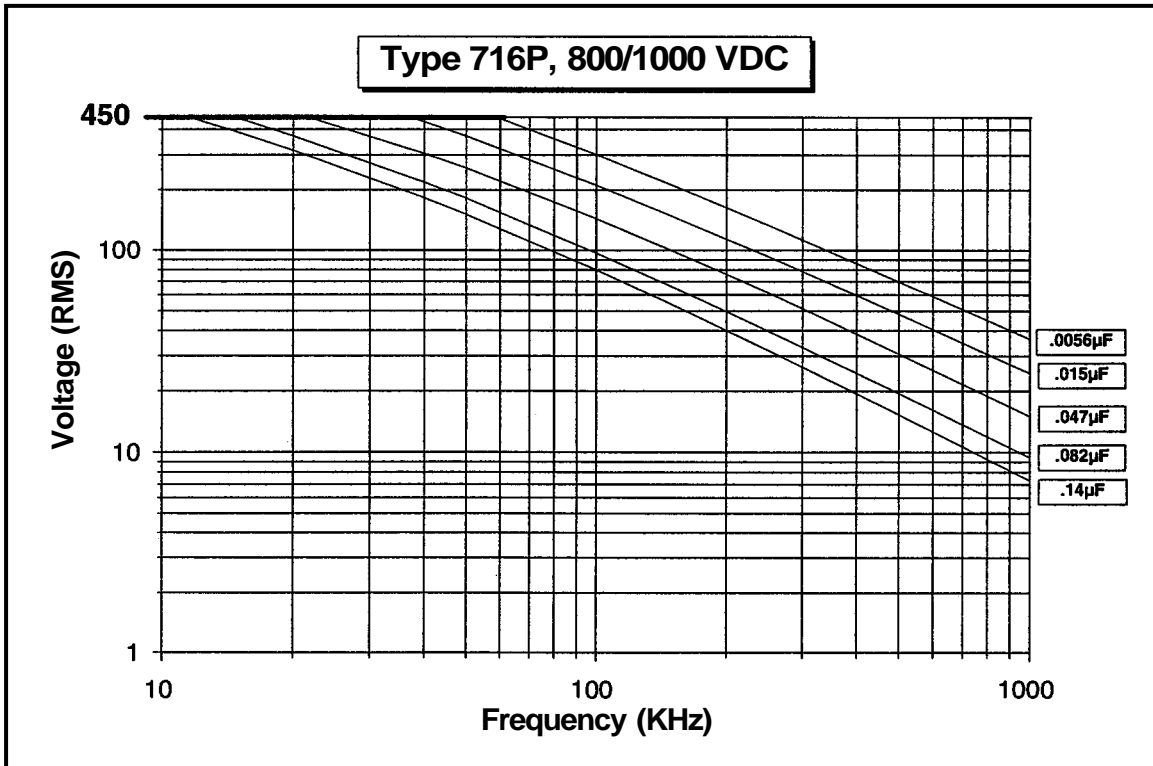
RMS Voltage vs. Frequency @ +85°C



Type 716P, Orange Drop[®], Polypropylene Film/Foil Capacitors

High Performance

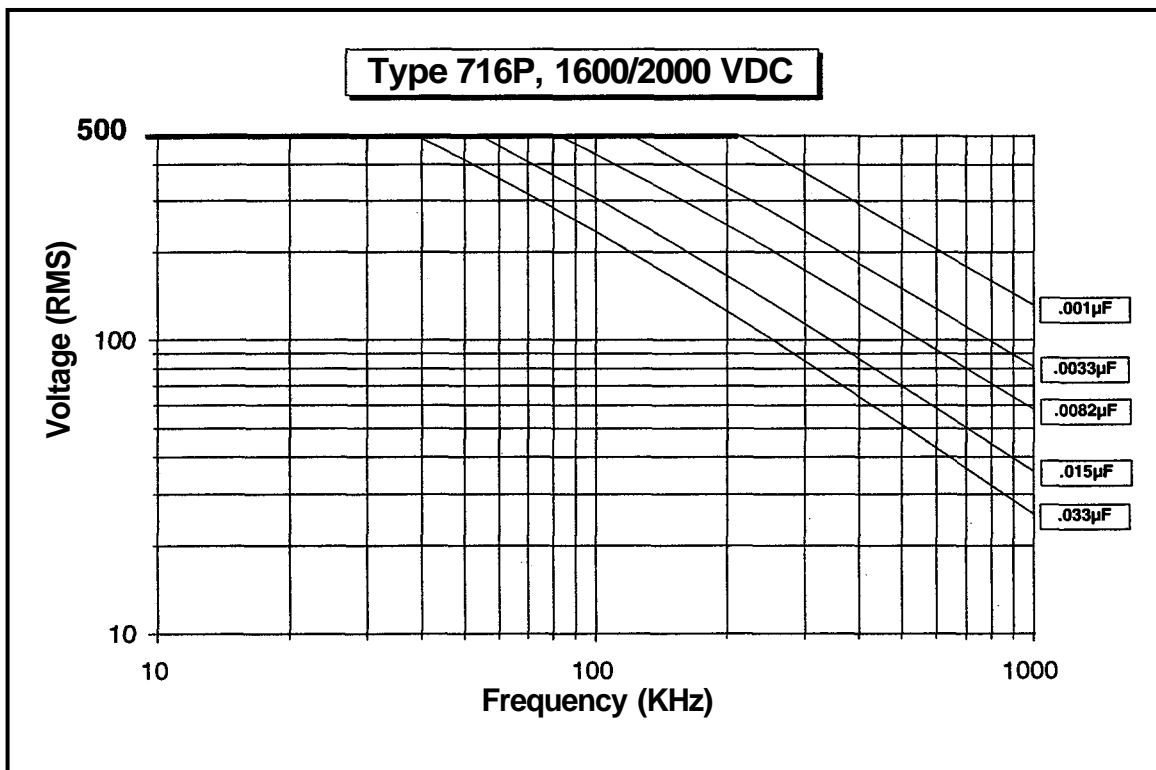
RMS Voltage vs. Frequency @ +85°C



Type 716P, Orange Drop[®], Polypropylene Film/Foil Capacitors

High Performance

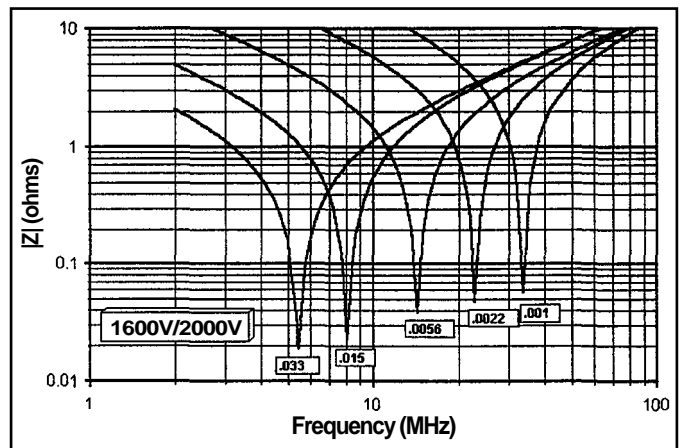
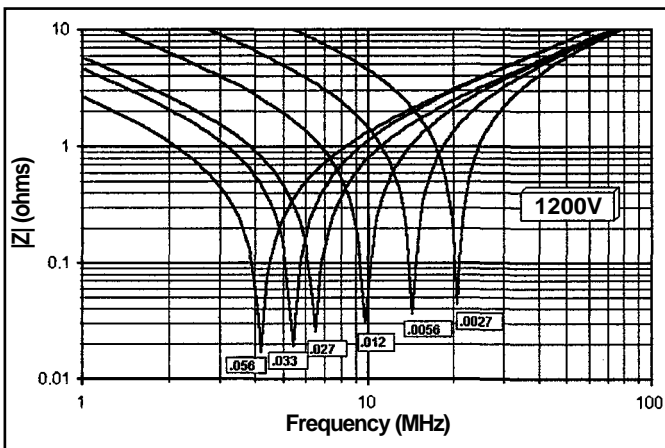
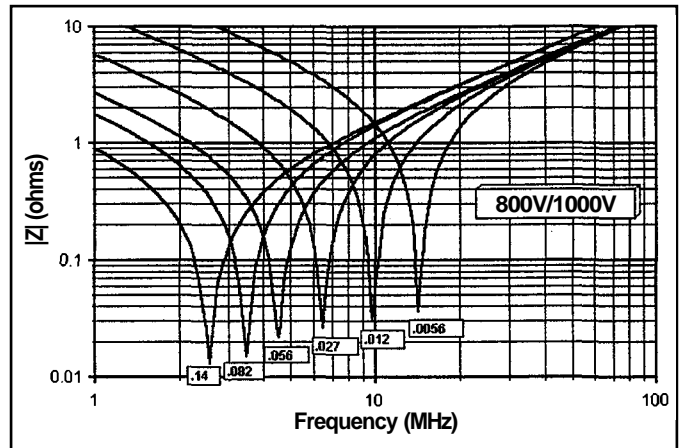
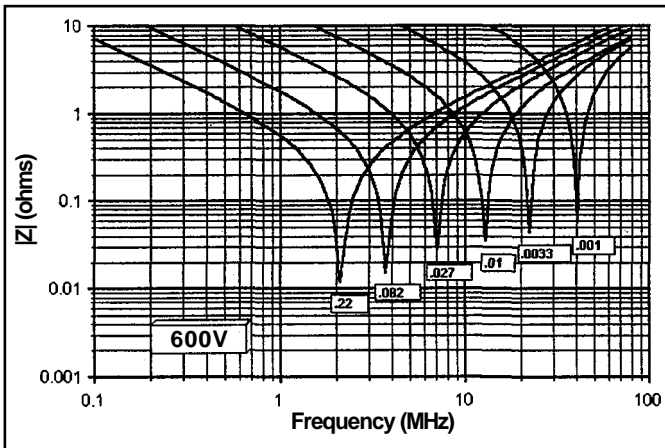
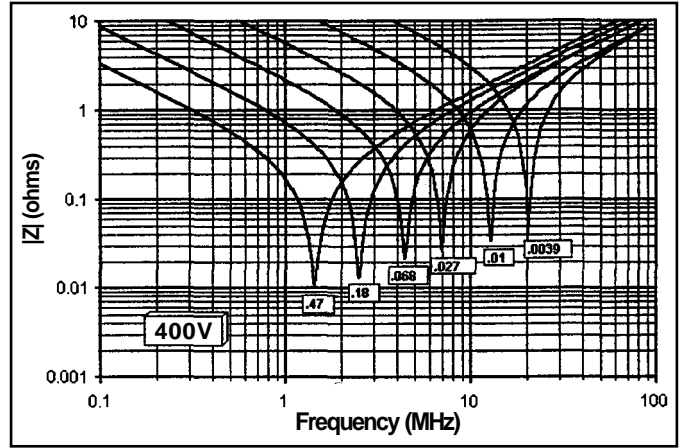
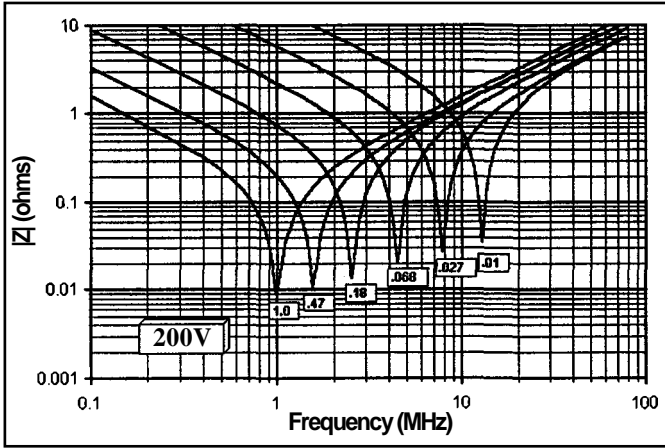
RMS Voltage vs. Frequency @ +85°C



Type 716P, Orange Drop[®], Polypropylene Film/Foil Capacitors

High Performance

Typical Impedance vs. Frequency



Please note: Capacitance values above are in μF . The resonant frequency and impedance shown above apply to units with a 0.250" lead length and are typical values only. Please contact us for data on the 100VDC rated units.

Notice and Disclaimer: All product drawings, descriptions, specifications, statements, information and data (collectively, the "Information") in this datasheet or other publication are subject to change. The customer is responsible for checking, confirming and verifying the extent to which the Information contained in this datasheet or other publication is applicable to an order at the time the order is placed. All Information given herein is believed to be accurate and reliable, but it is presented without any guarantee, warranty, representation or responsibility of any kind, expressed or implied. Statements of suitability for certain applications are based on the knowledge that the Cornell Dubilier company providing such statements ("Cornell Dubilier") has of operating conditions that such Cornell Dubilier company regards as typical for such applications, but are not intended to constitute any guarantee, warranty or representation regarding any such matter – and Cornell Dubilier specifically and expressly disclaims any guarantee, warranty or representation concerning the suitability for a specific customer application, use, storage, transportation, or operating environment. The Information is intended for use only by customers who have the requisite experience and capability to determine the correct products for their application. Any technical advice inferred from this Information or otherwise provided by Cornell Dubilier with reference to the use of any Cornell Dubilier products is given gratis (unless otherwise specified by Cornell Dubilier), and Cornell Dubilier assumes no obligation or liability for the advice given or results obtained. Although Cornell Dubilier strives to apply the most stringent quality and safety standards regarding the design and manufacturing of its products, in light of the current state of the art, isolated component failures may still occur. Accordingly, customer applications which require a high degree of reliability or safety should employ suitable designs or other safeguards (such as installation of protective circuitry or redundancies or other appropriate protective measures) in order to ensure that the failure of an electrical component does not result in a risk of personal injury or property damage. Although all product-related warnings, cautions and notes must be observed, the customer should not assume that all safety measures are indicated in such warnings, cautions and notes, or that other safety measures may not be required.

X-ON Electronics

Largest Supplier of Electrical and Electronic Components

Click to view similar products for [Film Capacitors](#) category:

Click to view products by [Cornell Dubilier](#) manufacturer:

Other Similar products are found below :

[F450KG153J250ALH0J](#) [750-1018](#) [FKP1-1000160010P15](#) [FKP1-1500160010P15](#) [82EC1100DQ50K](#) [MMWAF150KME](#)
[PFR5101J100J11L16.5TA18](#) [PME261JB5220KR19T0](#) [A521HH333M035C](#) [QXJ2E474KTPT](#) [QXL2B333KTPT](#) [QXM2G104K](#) [DMT2P22](#)
[EEC2G505HQA406](#) [B32520C6332K000](#) [B32522C6104K000](#) [B32523Q3155J](#) [B32676E6755K](#) [C3B2AD44400B20K](#) [217-0716-001](#) [KP1830-](#)
[247/061-G](#) [SCD105K122A3-22](#) [2N3155](#) [F601BL225K063CL60A](#) [FKP1-2202KV5P15](#) [FKS3-680040010P10](#) [445450-1](#) [B32523Q0475K000](#)
[46KR415050M1K](#) [4BSNBX4100ZBFJ](#) [4DCNAQ4450ZA0J](#) [MKP383510063JKP2T0](#) [MKT 1813-368-015](#) [MKT182022263473](#) [4055292001](#)
[WMC08P22](#) [WMF1S15](#) [WMF4S68](#) [EEC2E106HQA405](#) [EEC2G805HQA415](#) [82DC3100DQ50J](#) [82DC4100AA60K](#) [82EC2150DQ50K](#)
[WMF4D68](#) [WMF1D68](#) [PHE841ED6150MR17T0](#) [B25620B118K883](#) [B25620B158K883](#) [66MD2100CK7AK](#) [97F8038](#)