


BRDS

BRD S 100 -

① ② ③ ④ ⑤



- ① Series name
- ② Single output
- ③ Output current
40:40A
60:60A
100:100A
120:120A
150:150A
- ④ Type
Blank: Standard type
S: Small type (Only 60A)
- ⑤ Optional
R: Positive logic remote on/off

MODEL	BRDS40	BRDS60	BRDS60S	BRDS100	BRDS120	BRDS150
MAX OUTPUT CURRENT[A]	40.0	60.0	60.0	100.0	120.0	150.0
DC OUTPUT	0.6 - 2.0V	0.7 - 2.0V	0.6 - 2.0V	0.7 - 2.0V	0.6 - 1.8V	0.6 - 1.8V *6

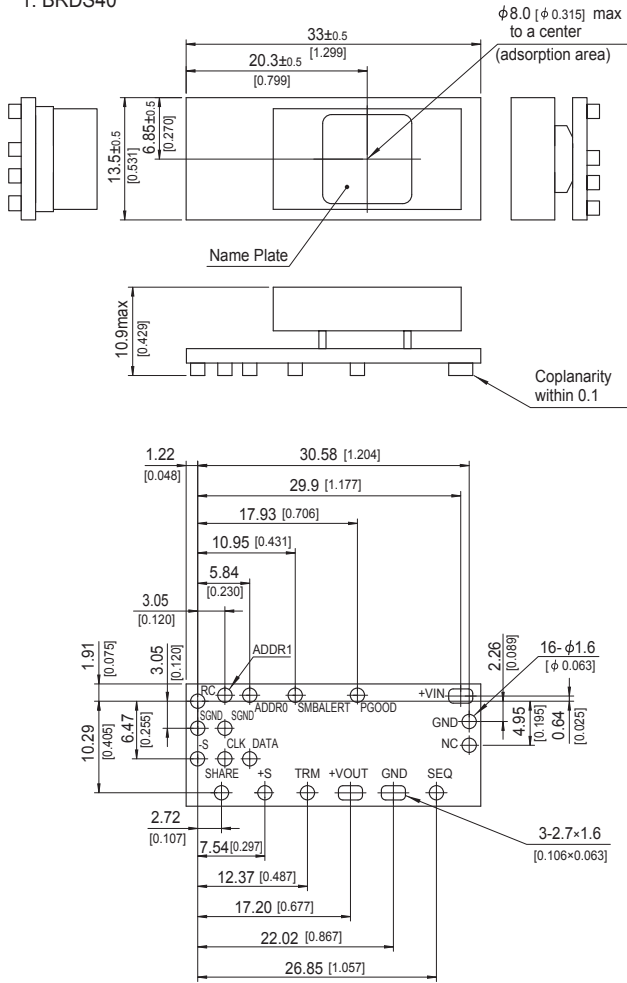
SPECIFICATIONS

	MODEL	BRDS40	BRDS60	BRDS60S	BRDS100	BRDS120	BRDS150
INPUT	VOLTAGE[V]	DC4.5 - 14.0					
	CURRENT[A]	*1 4.52 typ	6.82 typ	6.71 typ	11.24 typ	13.50 typ	16.90 typ
	EFFICIENCY[%]	*1 88.5 typ	88.0 typ	89.5 typ	89.0 typ	89.0 typ	89.0 typ
OUTPUT	VOLTAGE[V]	*2 0.6 - 2.0	0.7 - 2.0	0.6 - 2.0	0.7 - 2.0	0.6 - 1.8	0.6 - 1.8 *6
	CURRENT[A]	40	60	60	100	120	150
	LINE REGULATION[mV]	5					
	LOAD REGULATION[mV]	5					
	RIPPLE[mVp-p]	*3 25					
	RIPPLE NOISE[mVp-p]	*3 50					
	OUTPUT VOLTAGE SETTING [%Vo]	±1					
	DRIFT[mV]	*4 5					
	START-UP TIME[ms]	12.0 typ					
	OUTPUT VOLTAGE ADJUSTMENT RANGE [V]	Adjustable by external resistor					
	0.6 - 2.0	0.7 - 2.0	0.6 - 2.0	0.7 - 2.0	0.6 - 1.8	0.6 - 1.8 *6	
	OUTPUT VOLTAGE TOTAL REGULATION [%Vo]*5 ±3						
PROTECTION CIRCUIT AND OTHERS	OVERCURRENT PROTECTION	Works over 105% of rating (auto recovery type)					
	REMOTE SENSING	Available					
	REMOTE ON/OFF	Available Negative logic L:ON, H:OFF					
ISOLATION	INPUT-OUTPUT	non-isolated					
ENVIRONMENT	OPERATING TEMP., HUMID. AND ALTITUDE	-40 to +85°C, 20-95%RH (Non condensing) (Refer to DERATING CURVE) 3,000m (10,000feet) max					
	STORAGE TEMP., HUMID. AND ALTITUDE	-40 to +100°C, 20-95%RH (Non condensing), 9,000m (30,000feet) max					
	VIBRATION	10-55Hz, 49.0m/s ² (5G), 3minutes period, 60minutes each along X, Y and Z axis					
	IMPACT	196.1m/s ² (20G), 11ms, once each along X, Y and Z axis					
SAFETY	AGENCY APPROVALS	UL60950-1, C-UL (CSA60950-1), EN60950-1					
OTHERS	CASE SIZE/WEIGHT	33.0×10.9×13.5mm [1.3×0.43×0.53 inches] (W×H×D) / 12g max	33.0×8.0×22.9mm [1.3×0.31×0.9 inches] (W×H×D) / 15g max	33.0×12.7×13.5mm [1.3×0.5×0.53 inches] (W×H×D) / 12g max	38.0×8.5×27.7mm [1.5×0.33×1.09 inches] (W×H×D) / 22g max	33.0×12.7×22.9mm [1.3×0.5×0.9 inches] (W×H×D) / 14g max	38.0×13.8×27.7mm [1.5×0.54×1.09 inches] (W×H×D) / 21g max
	COOLING METHOD	Convection / Forced air					

*1 At rated input (DC12V) and rated output (1.2V) Ta=25°C.
 *2 Output voltage is adjusted to the minimum when TRM is opened.
 *3 Ripple and ripple noise is measured by using measuring board with ceramic capacitor at 50mm from output pin.
 *4 Drift is the change in DC output for an eight hour period after a half - hour warm - up at 25°C, with the input voltage held.
 *5 Output voltage setting is added line regulation and load regulation and temperature regulation used resistance of the 0.5% tolerance.
 *6 The output voltage adjustment area determines by the input voltage.
 * This product is subject to a license from PAI Capital LLC related to digital power technology patents owned by PAI Capital LLC.

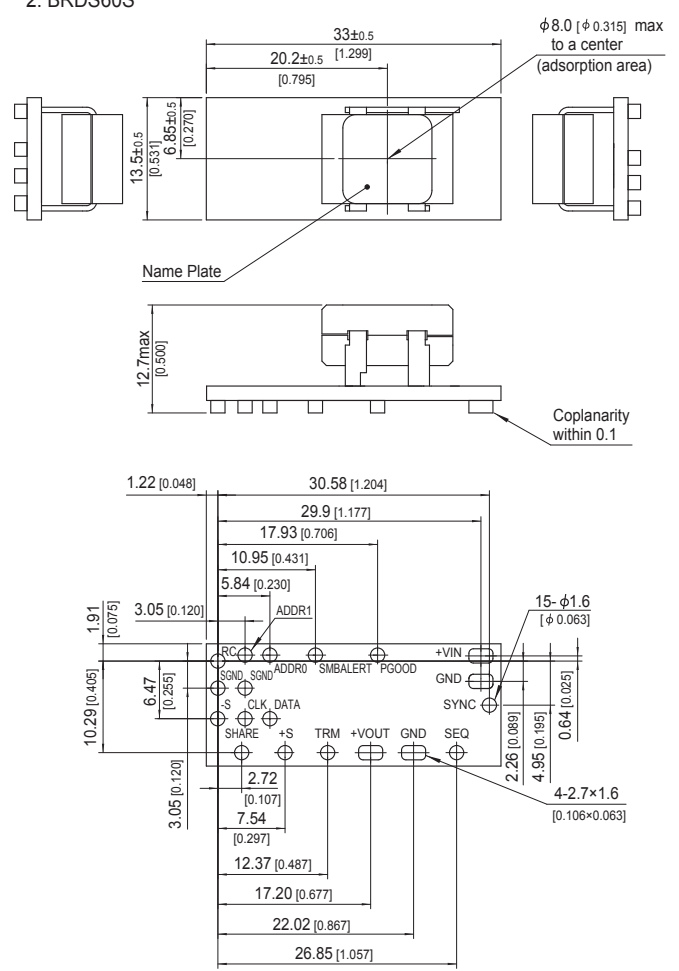
External view

1. BRDS40

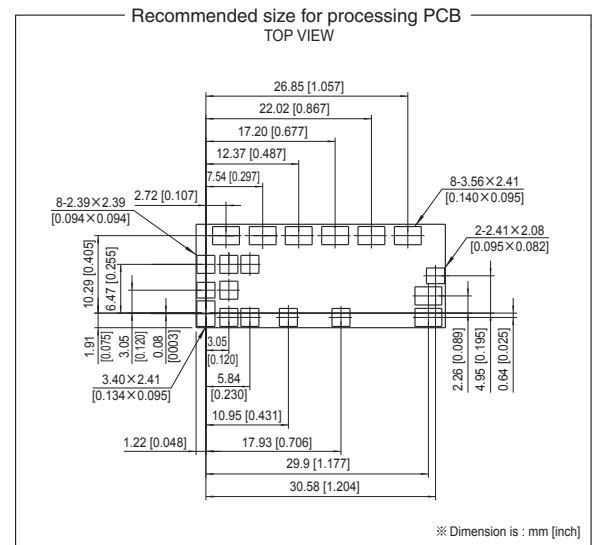
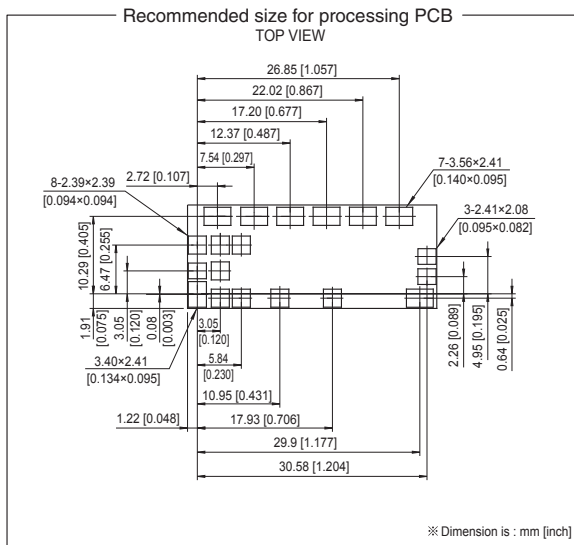


- ※ Tolerance : ± 0.3 [± 0.012]
- ※ Dimensions in mm, [] =inches
- ※ Weight : 12g max
- ※ Terminal material : copper
- ※ Plating treatment of terminal : Lead free plating

2. BRDS60S

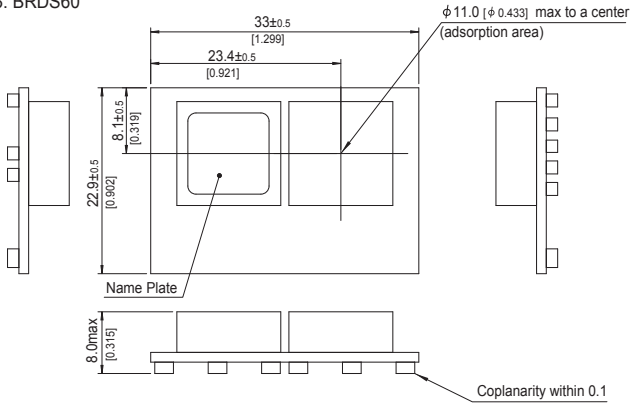


- ※ Tolerance : ± 0.3 [± 0.012]
- ※ Dimensions in mm, [] =inches
- ※ Weight : 12g max
- ※ Terminal material : copper
- ※ Plating treatment of terminal : Lead free plating

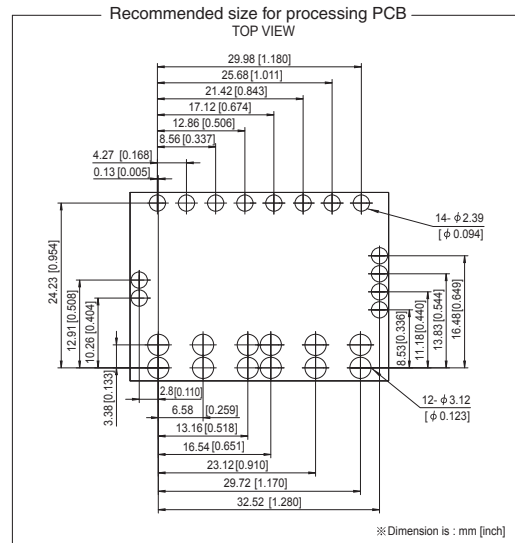
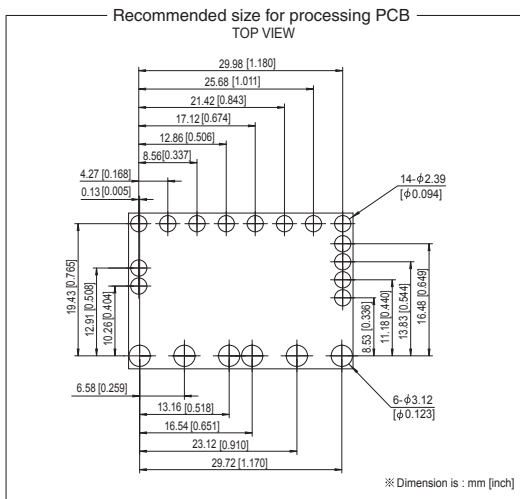
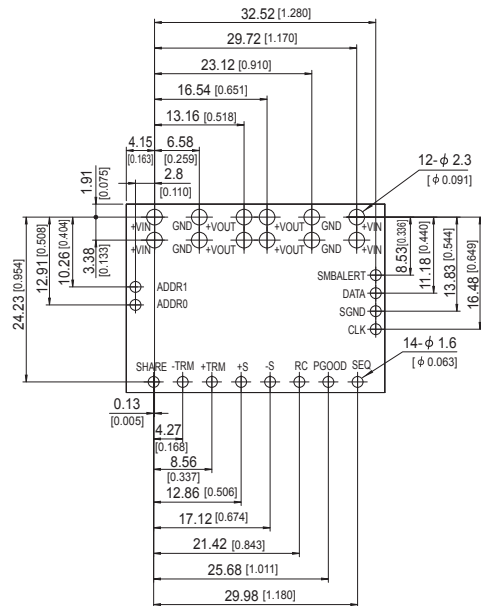
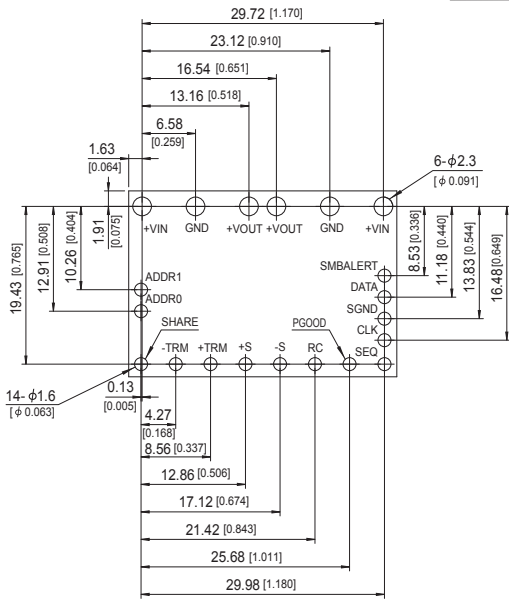
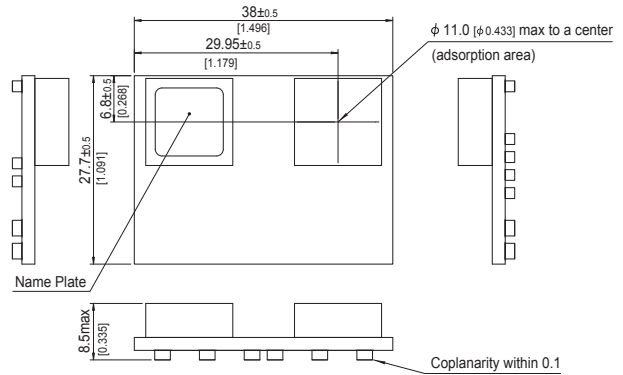


External view

3. BRDS60



4. BRDS100

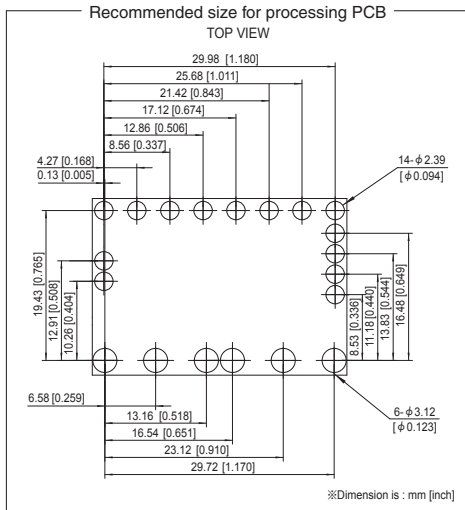
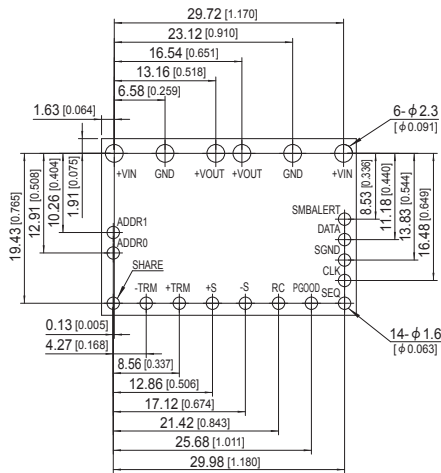
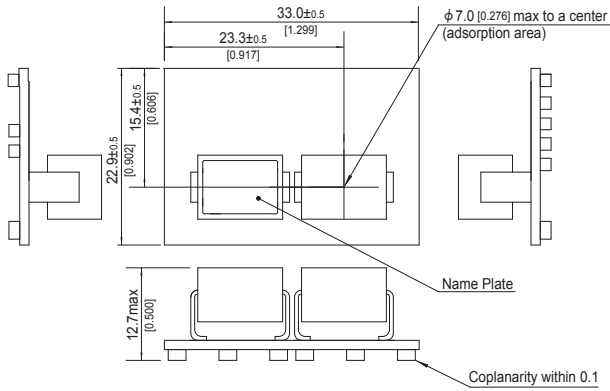


- ※ Tolerance : ±0.3 [±0.012]
- ※ Dimensions in mm, []=inches
- ※ Weight : 15g max
- ※ Terminal material : copper
- ※ Plating treatment of terminal : Lead free plating

- ※ Tolerance : ±0.3 [±0.012]
- ※ Dimensions in mm, []=inches
- ※ Weight : 22g max
- ※ Terminal material : copper
- ※ Plating treatment of terminal : Lead free plating

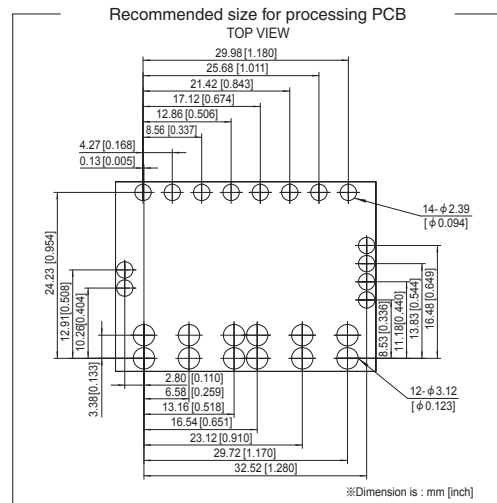
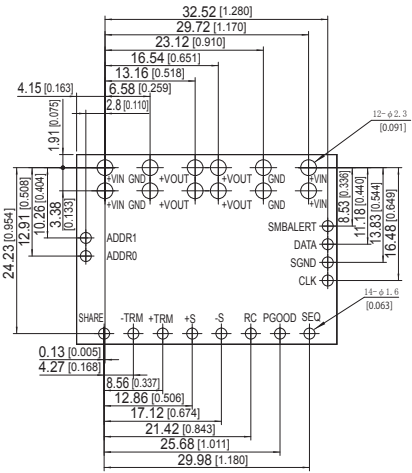
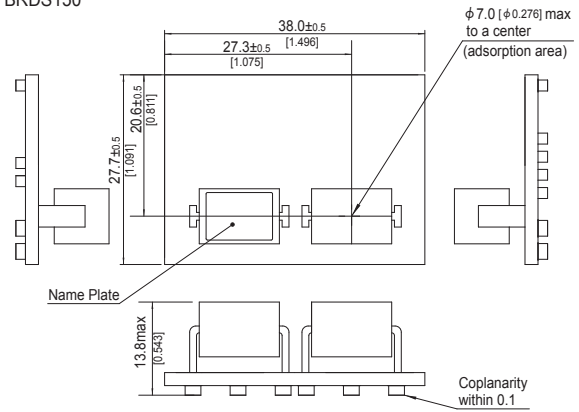
External view

5. BRDS120



- ※ Tolerance : ±0.3 [±0.012]
- ※ Dimensions in mm, [] =inches
- ※ Weight : 14g max
- ※ Terminal material : copper
- ※ Plating treatment of terminal : Lead free plating

6. BRDS150



- ※ Tolerance : ±0.3 [±0.012]
- ※ Dimensions in mm, [] =inches
- ※ Weight : 21g max
- ※ Terminal material : copper
- ※ Plating treatment of terminal : Lead free plating

X-ON Electronics

Largest Supplier of Electrical and Electronic Components

Click to view similar products for [Non-Isolated DC/DC Converters](#) category:

Click to view products by [Cosel](#) manufacturer:

Other Similar products are found below :

[PSR152.5-7IR](#) [APTH003A0X-SRZ](#) [SPM1004-3V3C](#) [R-785.0-05](#) [10E24-P15-10PPM](#) [1E24-P4-25PPM-SHV-5KV](#) [PROPOWER-3.3V](#)
[MYGTM01210BZN](#) [40C24-N250-I5-H](#) [40A24-P30-E](#) [3V12-P0.8](#) [10C24-N250-I10-AQ-DA](#) [4AA24-P20-M-H](#) [3V12-N0.8](#) [3V24-P1](#) [3V24-](#)
[N1](#) [BMR4672010/001](#) [BMR4652010/001](#) [6AA24-P30-I5-M](#) [6AA24-N30-I5-M](#) [BM2P101X-Z](#) [35A24-P30](#) [2.5M24-P1](#) [PTV03010WAD](#)
[PTV05020WAH](#) [PTV12010LAH](#) [PTV12020WAD](#) [R-7212D](#) [R-7212P](#) [R-78AA15-0.5SMD](#) [R-78AA5.0-1.0SMD](#) [30A24-N15-E](#) [10A12-P4-](#)
[M](#) [10C24-N250-I5](#) [10C24-P125](#) [10C24-P250-I5](#) [6A24-P20-I10-F-M-25PPM](#) [1A24-P30-F-M-C](#) [TSR 1-24150SM](#) [1/2AA24-N30-I10](#) [1C24-](#)
[N125](#) [12C24-N250](#) [V7806-1500](#) [PTV12020LAH](#) [PTV05010WAH](#) [PTN04050CAZT](#) [PTH12020WAD](#) [PTH12020LAS](#) [PTH05050YAH](#)
[PTH05T210WAH](#)