

## SNA\_1A\_3A



### Features

- DIN rail installation (option)
- Best filter for switch mode power supplies of analog circuits (ex. power supply filter for an operational amplifier)
- Terminal block type (SNA-6A Option)
- ±50 VDC
- RoHS Compliant

### Safety Agency Approvals

- UL60950-1
- EN60950-1
- C-UL (CSA60950-1)

Model	Rated Voltage [V]	Rated Current [A]
SNA-01-223	±50 (+Vin. - COM-in, -Vin - COM-in)	1
SNA-03-223	±50 (+Vin. - COM-in, -Vin - COM-in)	3

# SNA series (1A,3A)

SNA -03 -223 -□

① ② ③ ④

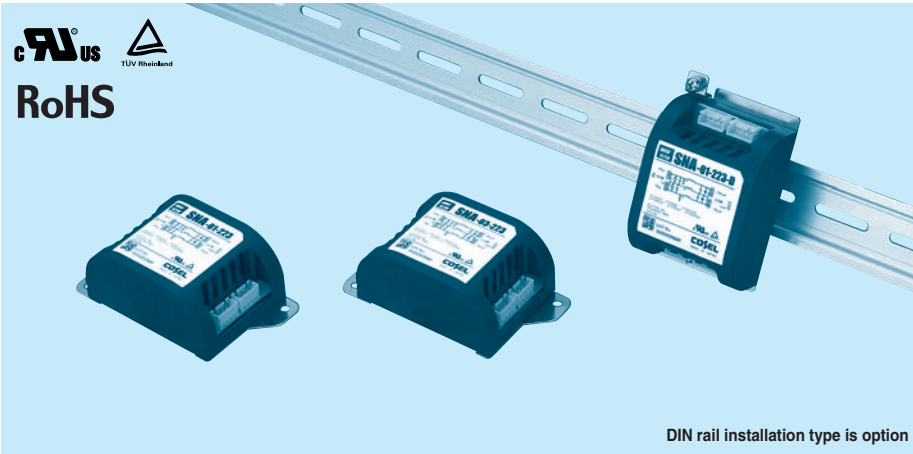
- ① Model Name
- ② Rated Current
- ③ Line to ground capacitor code: See table 1.1.

table1.1 Line to ground capacitor code

Code	Line to ground capacitor (nominal value)
000	Not Provided
223	22000pF

- ④ Options
- D: DIN rail installation type

\* The dimensions change when the option is set. Refer to External view.



DIN rail installation type is option



## Features of SNA series (1A and 3A)

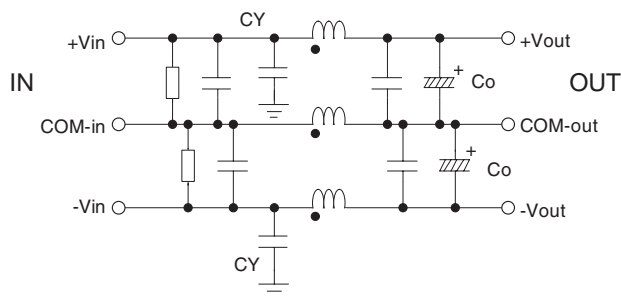
### Ripple noise attenuation type for switch mode power supplies(DC)

- ±50 VDC
- Best filter for switch mode power supplies of analog circuits (ex. power supply filter for an operational amplifier)

### Specifications

No.	Items	SNA-01-223	SNA-03-223
		Interfare:Connector	
1	Rated Voltage DC[V]	±50 (+Vin - COM-in, -Vin - COM-in)	
2	Rated Current DC[A]	1	3
3	Test Voltage (Terminal-Mounting Plate)	500 VAC (Cutoff Current = 100mA), 1minute at room temperature and humidity	
4	Isolation Resistance (Terminal-Mounting Plate)	500 VDC 50MΩ minute at room temperature and humidity	
5	D.C Resistance[mΩ]	190 max	90 max
6	Operating temperature	-40 to +71°C (Refer to Derating Curve)	
7	Operating humidity	20 to 95%RH (Non condensing)	
8	Storage temperature/humidity	-40 to +75°C/20 to 95%RH (Non condensing)	
9	Vibration	10 to 55Hz, 19.6m/s <sup>2</sup> (2G), 3min. Period, 1hour each X, Y and Z axis	
10	Impact	196.1m/s <sup>2</sup> (20G), 11ms Once each X, Y and Z axis	
11	Safety agency approvals	UL60950-1, C-UL (CSA60950-1), EN60950-1	
12	Case size (without projection) /Mass	52 X 35 X 93 mm (W X H X D) /130g max (Option : -D refer to external view)	

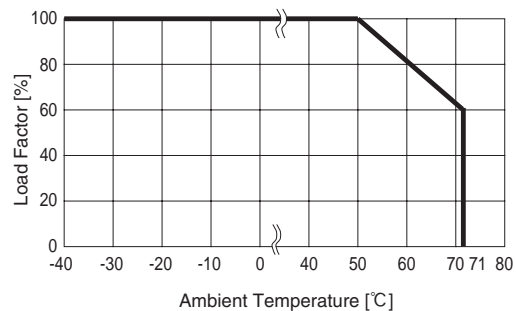
### Circuit Diagram



CY : Line to ground capacitor Co : Electrolytic capacitor : Mounting Plate

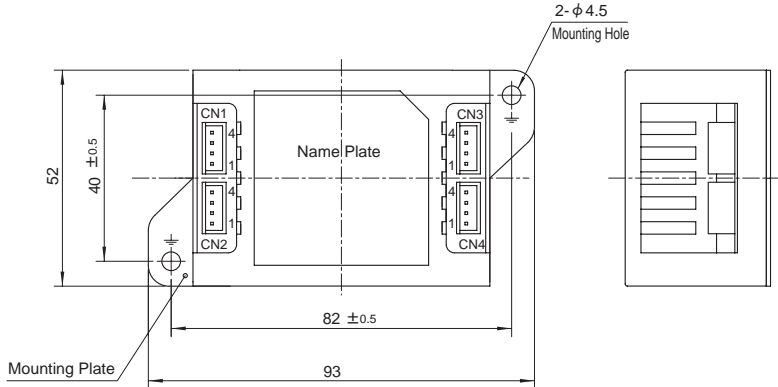
■ Expected life : 10 years

### Derating Curve



## External view

### Standard Type



CN1	
Pin No.	Function
1,2	COM-in
3,4	+Vin

CN3	
Pin No.	Function
1,2	COM-out
3,4	+Vout

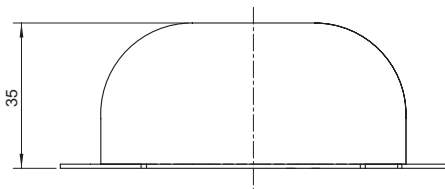
CN2	
Pin No.	Function
1,2	-Vin
3,4	COM-in

CN4	
Pin No.	Function
1,2	-Vout
3,4	COM-out

I/O Connector	Mating connector	Terminal
CN1~CN4	B4B-XH-AM	XHP-4
		Reel: SXH-001T-P0.6
		Bulk: BXH-001T-P0.6

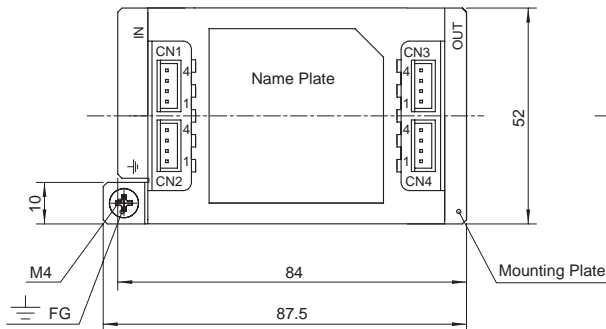
(Mfr: J.S.T)

Option harness : Refer to Instruction Manual 4



- ※ Tolerance :  $\pm 1$
- ※ Mass : 130g or less
- ※ PCB Material /thickness : CEM3 /1.6mm
- ※ Mounting plate : Iron (surface finishing : nickel plating) t=1.0
- ※ Case : PBT
- ※ Dimensions in mm
- ※ Keeping drawing current per pin below 2A for CN1 to CN4

### DIN rail installation Type



CN1	
Pin No.	Function
1,2	COM-in
3,4	+Vin

CN3	
Pin No.	Function
1,2	COM-out
3,4	+Vout

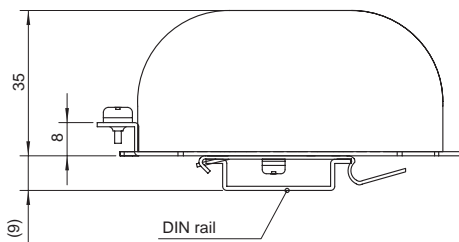
CN2	
Pin No.	Function
1,2	-Vin
3,4	COM-in

CN4	
Pin No.	Function
1,2	-Vout
3,4	COM-out

I/O Connector	Mating connector	Terminal
CN1~CN4	B4B-XH-AM	XHP-4
		Reel: SXH-001T-P0.6
		Bulk: BXH-001T-P0.6

(Mfr: J.S.T)

Option harness : Refer to Instruction Manual 4

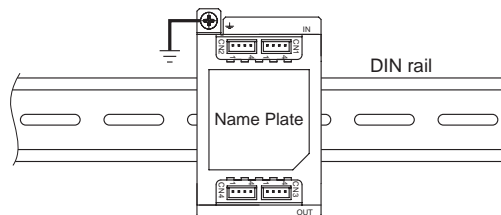


- ※ Tolerance :  $\pm 1$
- ※ Mass : 140g or less
- ※ PCB Material /thickness : CEM3 /1.6mm
- ※ Mounting plate : Iron (surface finishing : nickel plating) t=1.0
- ※ Case : PBT
- ※ Dimensions in mm
- ※ Keeping drawing current per pin below 2A for CN1 to CN4

### ■ Note when installing the noise filter on a DIN rail.

When the noise filter is grounded through the DIN rail, the proper noise attenuation may not be achieved.

Be sure to connect the FG terminal of the noise filter body to the earth.



## X-ON Electronics

Largest Supplier of Electrical and Electronic Components

*Click to view similar products for [Power Line Filters](#) category:*

*Click to view products by [Cosel](#) manufacturer:*

Other Similar products are found below :

[6609019-3](#) [6609026-5](#) [6609030-6](#) [6609973-2](#) [D30A](#) [7-1609090-5](#) [F2810](#) [F4456A](#) [F7382Z](#) [F7863Z](#) [FAHAV3100ZC000](#) [806276](#) [FN2020B-1-06](#) [FN2080B-10-06](#) [FN2410H-32-33](#) [FN2410H-80-34](#) [FP144](#) [FS4153-20-06](#) [FS4353-500-99](#) [12-MMB-030-11-D](#) [DB4-393](#) [15811T200](#) [20B1](#) [LC630](#) [2B1](#) [1609080-2](#) [1609993-8](#) [1-6609070-1](#) [F1100AA02](#) [F1150CC10](#) [F1500CA10](#) [F1500CA15](#) [F4041Z](#) [F7585E](#) [1B1](#) [FN2070A-16-06](#) [FN2090A-20-06](#) [FN2090B-12-06](#) [FN2090Z-1-06](#) [FN2410H-25-33](#) [FN2410H-60-34](#) [FN2410H-8-44](#) [FN2412H-8-44](#) [FN323B-6-01](#) [FN3258H-130-35](#) [FN610R-3-06](#) [20EHQ7](#) [20EHZ7](#) [20K1](#) [30B6](#)