


TBC series(200,250,300A)

TBC -200 -683



- ① Model Name
- ② Rated Current
- ③ Line to ground capacitor code: See table 1.1.

table 1.1 Line to ground capacitor code

Code	Leakage Current (Input 250/500V 60Hz)	Line to ground capacitor (nominal value)
223	1.0mA/2.0mA max	22,000pF
683	2.5mA/5.0mA max	68,000pF
104	3.5mA/7.0mA max	100,000pF

* When the line to ground capacitor code is different, the attenuation characteristic is different.

Features of TBC series

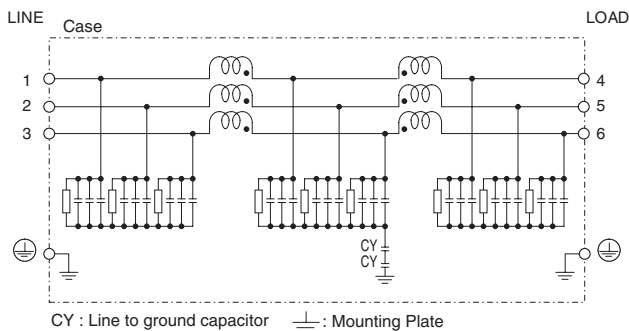
High-attenuation type of common mode noise from 150kHz to 1MHz (2-stage filter)

- Three phase rated voltage 500 VAC (voltage range:528V max)
- Selectable leakage current value

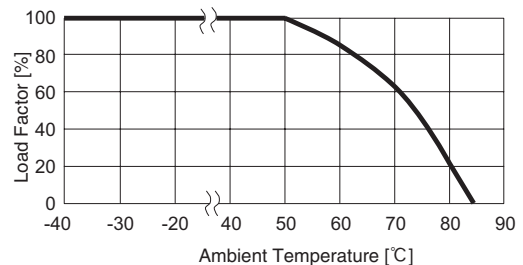
Specifications

No.	Items	TBC-200-683	TBC-250-683	TBC-300-683
1	Rated Voltage[V]	AC Three Phase 500 (voltage range:528 max) 50/60Hz		
2	Rated Current[A]	200	250	300
3	Test Voltage (Terminal-Mounting Plate)	2,500 VAC (Cutoff Current = 100mA), 1minute at room temperature and humidity		
4	Isolation Resistance (Terminal-Mounting Plate)	500 VDC 100MΩ min at room temperature and humidity		
5	Leakage current 250/500V 60Hz	2.5mA/5.0mA max		
6	DC resistance	4mΩ max	3mΩ max	2mΩ max
7	Safety agency approval temperatures	-25 to +85°C (Refer to Derating Curve)		
8	Operating temperature	-40 to +85°C (Refer to Derating Curve)		
9	Operating humidity	20 to 95%RH (Non condensing)		
10	Storage temperature/humidity	-40 to +85°C/20 to 95%RH (Non condensing)		
11	Vibration	10 to 55Hz, 19.6m/s ² (2G), 3min. Period, 1hour each X, Y and Z axis		
12	Impact	196.1m/s ² (20G), 11ms Once each X, Y and Z axis		
13	Safety agency approvals	UL1283, CSA C22.2 No.8 (C-UL) , DIN EN60939 VDE0565 Teil3-1, ENEC		
14	Case size (without projection)	190 X 110 X 580 mm [7.48 X 4.33 X 22.83 inches] (W X H X D)		
15	Weight	13.0kg max		

Circuit Diagram

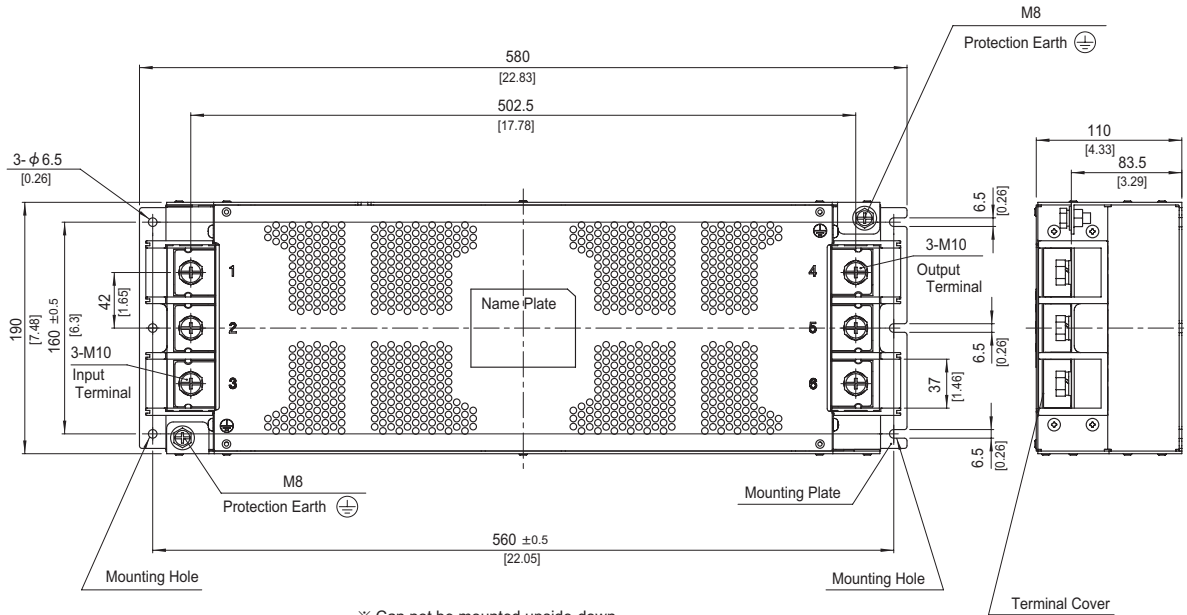


Derating Curve



* Keep free ventilation holes for cooling.

External view



※ Can not be mounted upside-down.
(mounted the top surface)

- ※ Tolerance : ± 1 [± 0.04]
- ※ Weight : 13.0kg max
- ※ Mounting Plate : Stainless steel t=2.0 [0.08]
- ※ Dimensions in mm, []=inches
- ※ Terminal block screw tightening torque M10 : 14.2N · m (144.9kgf · cm) max
- ※ Protection Earth screw tightening torque M8 : 9.2N · m (93.9kgf · cm) max

X-ON Electronics

Largest Supplier of Electrical and Electronic Components

Click to view similar products for [Power Line Filters](#) category:

Click to view products by [Cosel](#) manufacturer:

Other Similar products are found below :

[6609019-3](#) [6609026-5](#) [6609030-6](#) [6609973-2](#) [D30A](#) [7-1609090-5](#) [F2810](#) [F4456A](#) [F7382Z](#) [F7863Z](#) [FAHAV3100ZC000](#) [806276](#) [FN2020B-1-06](#) [FN2080B-10-06](#) [FN2410H-32-33](#) [FN2410H-80-34](#) [FP144](#) [FS4153-20-06](#) [FS4353-500-99](#) [12-MMB-030-11-D](#) [DB4-393](#) [15811T200](#)
[20B1](#) [LC630](#) [2B1](#) [1609080-2](#) [1609993-8](#) [1-6609070-1](#) [F1100AA02](#) [F1150CC10](#) [F1500CA10](#) [F1500CA15](#) [F4041Z](#) [F7585E](#) [1B1](#)
[FN2070A-16-06](#) [FN2090A-20-06](#) [FN2090B-12-06](#) [FN2090Z-1-06](#) [FN2410H-25-33](#) [FN2410H-60-34](#) [FN2410H-8-44](#) [FN2412H-8-44](#)
[FN323B-6-01](#) [FN3258H-130-35](#) [FN610R-3-06](#) [20EHQ7](#) [20EHZ7](#) [20K1](#) [30B6](#)