


2300 SERIES MULTI-POLE REED RELAYS



2300 Series Multi-Pole Reed Relays

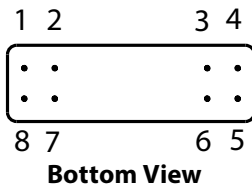
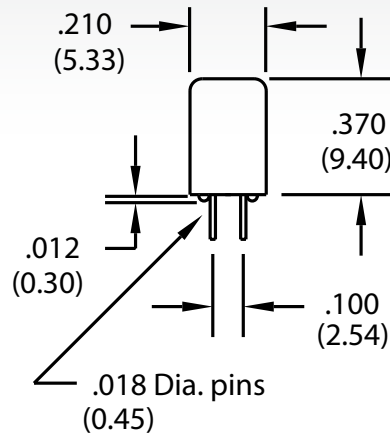
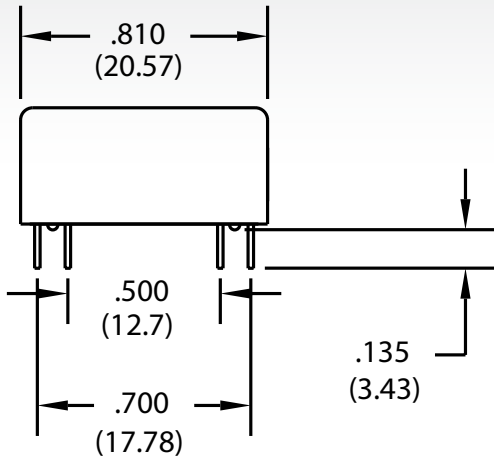
The Coto 2300 series is designed to offer the densest packaging available in a multi-pole reed relay. The size and footprint of the 2300 series complement the 2200 & 2900 series relays. The 1 Form C model is constructed with individual switch capsules for the normally open and magnetically biased normally closed contacts which are more reliable than the spring actuated 1 Form C reed switches. Custom pin-outs as well as custom designs are available to meet particular applications.

2300 Series Features

- ▶ Smallest Multi-pole Relay: 0.056 sq. inches/pole (3 pole relay)
- ▶ Up to 3 Form A or 2 Form C Contacts
- ▶ Hermetically Sealed Contacts
- ▶ Long Life / High Reliability
- ▶ Magnetically Shielding Steel Shell
- ▶ Optional Electrostatic Shield (on models 2332 & 2341)
- ▶ RoHS compliant

DIMENSIONS

in Inches (Millimeters)



Ordering Information

Part Number **23XX-XX-0X0**

Model Number

2332 (2 Form A)
 2333 (3 Form A)
 2341 (1 Form C)
 2342 (2 Form C)

Coil Voltage

05=5 volts
 12=12 volts

Shielding Options³

2332 or 2341 only
 0=No Shielding
 1=Electrostatic Shield
 2=Coaxial Shield

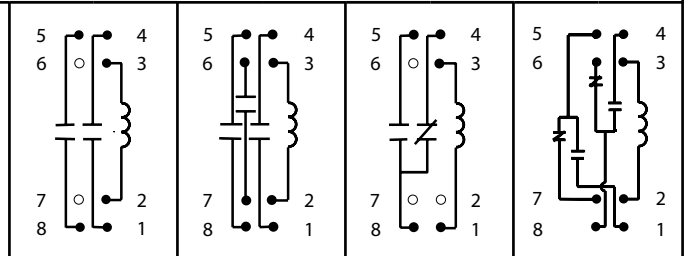
07082013

tel: (401) 943.2686

fax: (401) 942.0920

MODEL NUMBER			2332	2333	2341 ^{2,4}	2342
Parameters	Test Conditions	Units	2 Form A	3 Form A	1 Form C	2 Form C
COIL SPECS.						
Nom. Coil Voltage		VDC	5 12	5 12	5 12	5 12
Coil Resistance	+/- 10%, 25° C	Ω	175 1000	175 1000	230 1000	175 1000
Operate Voltage	Must Operate by	VDC - Max.	3.8 9.0	3.8 9.0	3.8 9.0	3.8 9.0
Release Voltage	Must Release by	VDC - Min.	0.4 1.0	0.4 1.0	0.4 1.0	0.4 1.0
CONTACT RATINGS						
Switching Voltage	Max DC/Peak AC Resist.	Volts	200	200	200	100
Switching Current	Max DC/Peak AC Resist.	Amps	0.5	0.5	0.5	0.25
Carry Current	Max DC/Peak AC Resist.	Amps	1.5	1.5	1.5	0.5
Contact Rating	Max DC/Peak AC Resist.	Watts	10	10	10	3
Life Expectancy-Typical ¹	Signal Level 1.0V, 10mA	x 10 ⁶ Ops.	500	500	500	100
Static Contact Resistance (max. init.)	50mV, 10mA	Ω	0.150	0.150	0.150	0.200
Dynamic Contact Resistance (max. init.)	0.5V, 50mA at 100 Hz, 1.5 msec	Ω	0.200	0.200	0.200	0.250
RELAY SPECIFICATIONS						
Insulation Resistance (minimum)	Between all Isolated Pins at 100V, 25°C, 40% RH	Ω	10 ¹²	10 ¹²	10 ¹²	10 ⁹
Capacitance - Typical Across Open Contacts	No Shield	pF	0.8	0.8	1.7	2.0
	Shield Guarding	pF	0.2	N/A	0.7	N/A
Dielectric Strength (minimum)	Between Contacts	VDC/peak AC	250	250	250	200
	Contacts to Shield	VDC/peak AC	1000	N/A	1000	N/A
	Contacts/Shield to Coil	VDC/peak AC	1000	1000	1000	1000
Operate Time - including bounce - Typical	At Nominal Coil Voltage, 30 Hz Square Wave	msec.	0.5	0.5	0.5	1.5
Release Time - Typical		msec.	0.15	0.15	0.5	2.0

Top View³:
Dot stamped on top of relay refers to pin #1 location
Grid = .1"x.1" (2.54mm x 2.54mm)



Notes:

- ¹ Consult factory for life expectancy at other switching loads. Resistance >0.5Ω defines end of life or failure to open.
- ² Break-before-make action on Form C Model 2341 is not guaranteed. Consult factory if break-before-make is required.
- ³ Electrostatic shield (2332 & 2341 only) is connected to pin #6. Coaxial shield is connected to pins #6 and #7.
- ⁴ This relay is polarity sensitive. Pin #3 MUST be positive.

Environmental Ratings:

Storage Temp: -35°C to +100°C; Operating Temp: -20°C to +85°C; Solder Temp: 270°C max; 10 sec. max
All electrical parameters measured at 25°C unless otherwise specified.
Vibration: 20 G's to 2000 Hz; Shock: 50 G's

07082013

X-ON Electronics

Largest Supplier of Electrical and Electronic Components

Click to view similar products for [Reed Relays](#) category:

Click to view products by [Coto](#) manufacturer:

Other Similar products are found below :

[M2C24AH](#) [D1A05HD-3](#) [741A10](#) [8000-0211](#) [8000-0217](#) [836C2](#) [922A06C4C](#) [PRMA1A12C](#) [PRMA1A24B](#) [PRMA1A24C](#) [PRMA1B12C](#)
[PRMA1B24C](#) [PRMA1C05F](#) [PRMA2A24C](#) [R1C5DR](#) [R2A5D](#) [1220-0039](#) [RA30521051](#) [RA31232051](#) [HGS1005](#) [HGS1021](#) [HGS1048](#)
[HGS1088](#) [HGS2MT51111F00](#) [HGS2MT51111M00](#) [HGZM1C24](#) [HGZM2C05](#) [HGZM2C48](#) [DA1A24DWD](#) [DA1A-24V](#) [DA1C05FWD](#)
[DA1C12FW](#) [DA2A-6V](#) [134MPCX-3](#) [MRR1ADS8-24D](#) [MRR1ADS8-5D](#) [MRR1ADSK-12D](#) [159-151-T00](#) [MSS62A05](#) [MSS71A05](#)
[MSS71A05B](#) [MSS71A12](#) [MSS71A24](#) [1804-105](#) [191TE1C2M-5S](#) [191TE2A1-5G](#) [191TE2A1-6G](#) [193RE4C3-24G](#) [HYR2001-1520](#)
[195TE1B2E-5S](#)