

CotoMOS® C226S/C326S

When small size and high performance are needed, the SOP package, such as the C226S or C326S, is the industry choice. Both the C226S and the C326S feature low on-resistance, high load-current capacity, and low off-state leakage current. In addition, the C326S offers two fully-independent form A channels for further space savings. Both relays are ideally suited to the needs of Test and Measurement, Industrial, and Telecommunications.

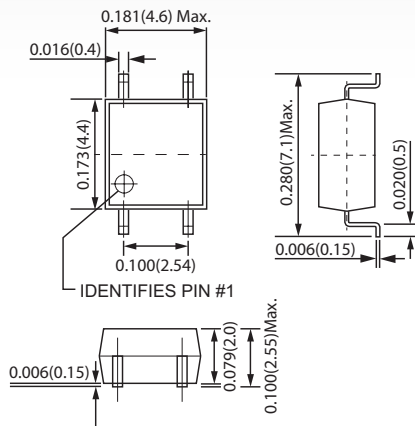
C226S/C326S Features

- ▶ Contact Form: C226S: 1A / C326S: 2A
- ▶ Load Voltage: 40V Maximum
- ▶ Must Operate LED Current: 3.0mA Maximum
- ▶ Load Current: C226S: 2.0A Maximum / C326S: 1.6A Maximum
- ▶ Low On-Resistance: 0.085Ω Typical
- ▶ Output Capacitance: 240pF Typical
- ▶ Low Off-State Leakage Current: 1.0μA Maximum

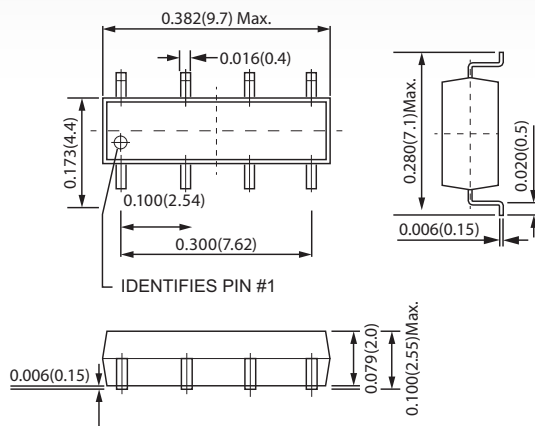
DIMENSIONS

in Inches (Millimeters)

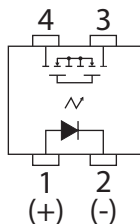
C226S



C326S

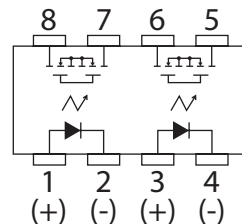


TERMINAL IDENTIFICATION



1: Anode (LED) 2: Cathode (LED)	3,4: Drain (MOSFET)
------------------------------------	---------------------

TERMINAL IDENTIFICATION



1,3: Anode (LED) 2,4: Cathode (LED)	5,6,7,8: Drain (MOSFET)
--	-------------------------

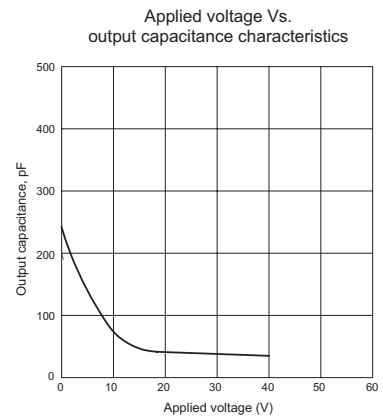
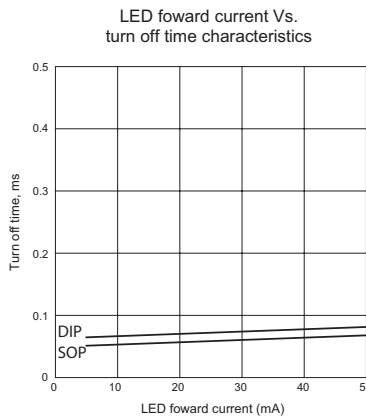
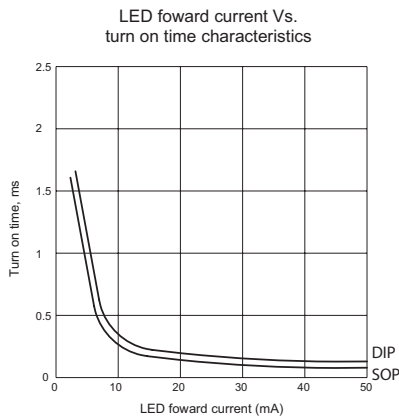
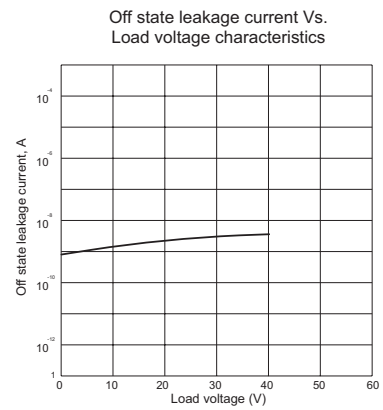
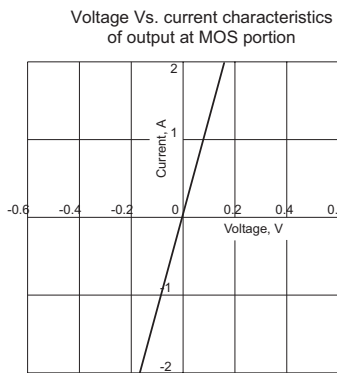
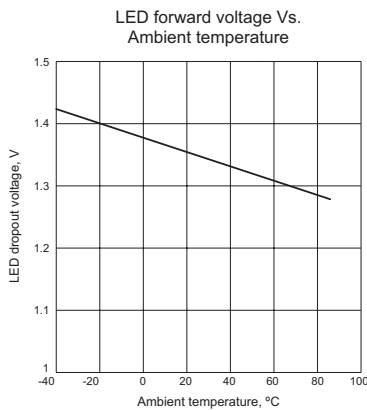
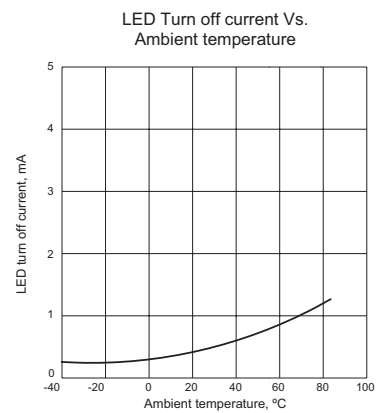
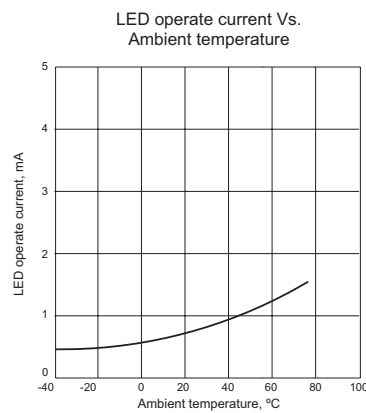
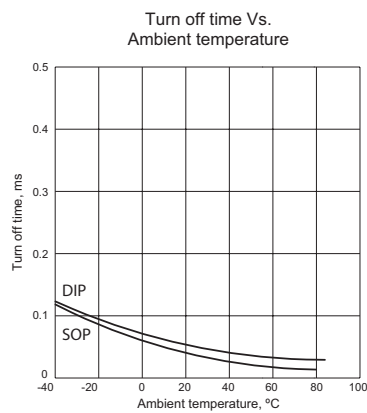
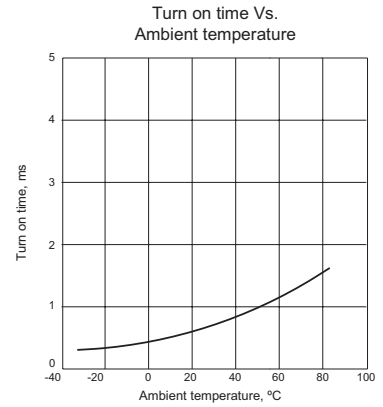
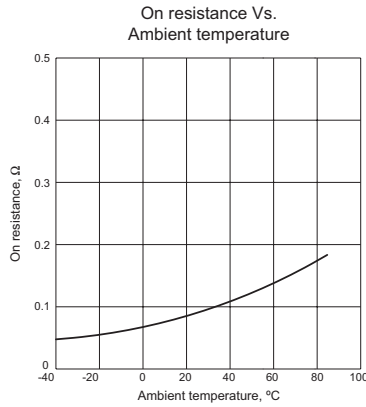
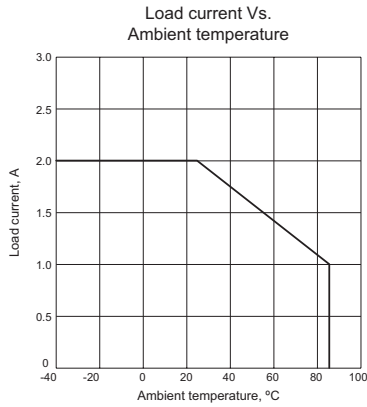
C226S/C326S MAXIMUM RATINGS (Ambient Temperature: 25°C)			
Parameters	Symbol	Units	Value
INPUT SPECIFICATIONS			
Continuous LED Current	I _F	mA	50
Peak LED Current	I _{FP}	mA	500
LED Reverse Voltage	V _R	V	5
Input Power Dissipation	P _{in}	mW	75
OUTPUT SPECIFICATIONS			
Load Voltage	V _L	V (AC peak or DC)	40
Load Current	I _L	A	2.0 (1Ch) / 1.6 (2Ch)
Peak Load Current	I _{Peak}	A	3.5
Output Power Dissipation	P _{Out}	mW	350 (1Ch) / 450 (2Ch)
RELAY SPECIFICATIONS			
Total Power Dissipation	P _T	mW	400 (1Ch) / 500 (2Ch)
I/O Breakdown Voltage	V _{I/O}	V _{rms}	1500
Operating Temperature	T _{Opr}	°C	-40 ~ +85
Storage Temperature	T _{Stg}	°C	-40 ~ +100

C226S/C326S ELECTRICAL SPECIFICATIONS (Ambient Temperature: 25°C)						
Parameters	Symbol	Test Conditions	Units	Min	Typ	Max
INPUT						
LED Forward Voltage	V _F	I _F =10mA	V	1.0	1.37	1.5
Operation LED Current	I _{F On}		mA		0.5	3.0
Recovery LED Voltage	V _{F Off}		V	0.5		
OUTPUT						
On-Resistance Drain to Drain	R _{On}	I _F =5mA, I _L =Rating Time to flow is within 1 sec.	Ω		0.085	0.5
Off-State Leakage Current	I _{Leak}	V _L =40V	μA			1.0
Output Capacitance	C _{Out}	V _L =0V, f=1MHz	pF		240	
TRANSMISSION						
Turn-On Time	T _{On}	I _F =5mA, I _L =Rating	ms		0.5	3.0
Turn-Off Time	T _{Off}		ms		0.04	0.5
COUPLED						
I/O Insulation Resistance	R _{I/O}		Ω	10 ⁹		
I/O Capacitance	C _{I/O}	f=1MHz	pF		1.3	

Environmental Ratings:

Operating Temp: -40°C to +85°C; Storage Temp: -40 to +100 C.
All electrical parameters measured at 25° C unless otherwise specified.

26 SERIES GRAPHS



X-ON Electronics

Largest Supplier of Electrical and Electronic Components

Click to view similar products for [Solid State Relays - PCB Mount](#) category:

Click to view products by [Coto](#) manufacturer:

Other Similar products are found below :

[M86F-2W](#) [M90F-2Y](#) [G2-1A07-ST](#) [G2-1A07-TT](#) [G2-1B02-TT](#) [G2-DA06-ST](#) [923812OCAS](#) [PLA134S](#) [DS11-1005](#) [AQV210EHJ](#) [AQV212J](#)
[AQV252GAJ](#) [AQY210ST](#) [AQY221N2SJ](#) [AQY221R2SJ](#) [AQY410SXJ](#) [AQY412EHAJ](#) [EFR1200480A150](#) [901-7](#) [LCA220](#) [LCB110S](#)
[1618400-5](#) [SR75-1ST](#) [AQH2213AJ](#) [AQV112KLJ](#) [AQV212AJ](#) [AQV212SXJ](#) [AQV238AD01](#) [AQW414TS](#) [AQY221N2SYD01](#)
[AQY221N2V1YJ](#) [AQY221R2VJ](#) [AQY275AXJ](#) [AQY414SXE01](#) [G2-1A02-ST](#) [G2-1A03-ST](#) [G2-1A03-TT](#) [G2-1A05-ST](#) [G2-1A06-TT](#) [G2-](#)
[1A23-TT](#) [G2-1B01-ST](#) [G2-1B01-TT](#) [G2-1B02-ST](#) [G2-DA03-ST](#) [G2-DA03-TT](#) [G2-DA06-TT](#) [CPC1333GR](#) [3-1617776-2](#) [CTA2425](#)
[TLP3131\(F\)](#)