

CUPP RELAYS



CUPP Series Relays

The CUPP Series has become a standard in the European relay market due to its versatile switch and schematic options. The staggered pin layout gives more space and allows for higher isolation from pin to pin on the PC board when compared to 1.0" x 0.1" relays. Designers have a choice between two switch technologies: ruthenium sputtered dry reed and the vertically mounted high performance Hg wetted contact.

CUPP Series Features

- ▶ Standard nominal coil voltages include 5, 12, and 24 volts
- ▶ Designed to meet the most stringent telecommunications specification on a worldwide basis
- ▶ Ideal for optional high isolation between input & output (up to 4000Vrms)
- ▶ Custom multi-pole contact forms available

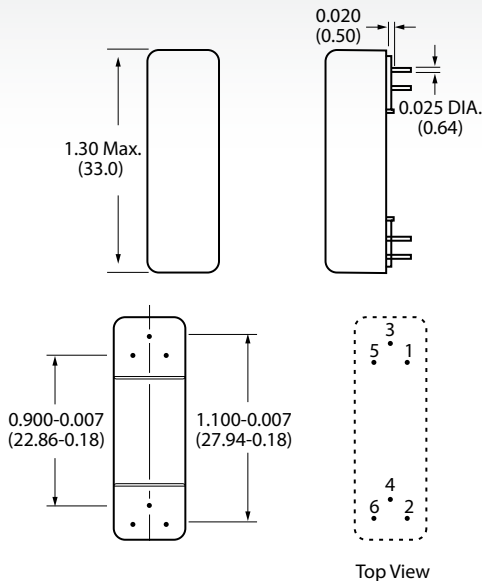
APPLICATIONS

- ▶ Telecom
- ▶ Process control
- ▶ General purpose electronics
- ▶ Industrial
- ▶ Security

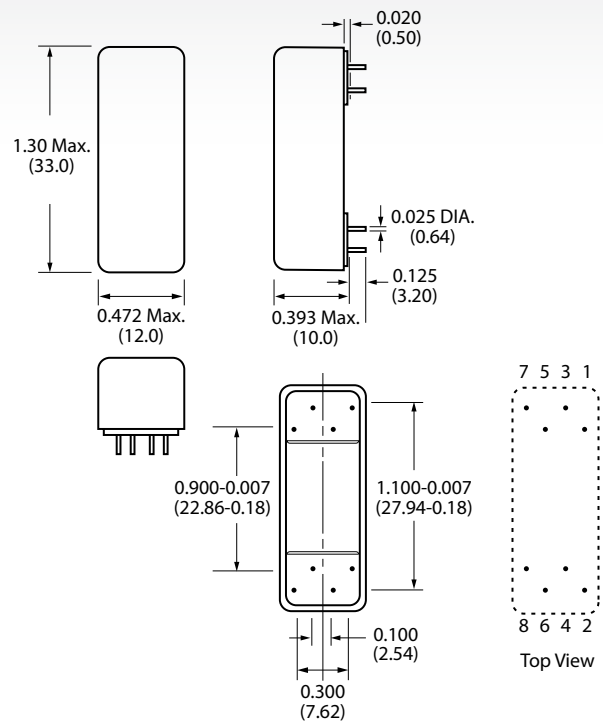
DIMENSIONS

in Inches (Millimeters)

CUPP 1A



CUPP 2A



NOTE

- ▶ Relays with Hg Wetted option must be mounted vertically $\pm 30^\circ$

Ordering Information

Part Number **CUP-X-XXXX-X-XX**

Model Number

P = Metal cover fully sealed

Contact Form

001A = 1 Form A

002A = 2 Form A

Nominal Voltage

05 = 5V

12 = 12V

24 = 24V

Switch Type

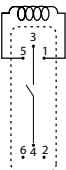
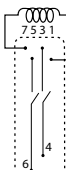
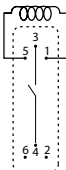
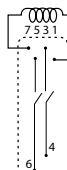
1 = Dry Reed

5 = HG Wetted

07082013

tel: (401) 943.2686

fax: (401) 942.0920

CUPP			Dry Reed						Hg Wetted					
Parameters	Test Conditions	Units	1A			2A			1A			2A		
COIL SPECIFICATIONS														
Nom. Coil Voltage		VDC	5	12	24	5	12	24	5	12	24	5	12	24
Max. Coil Voltage		VDC	12	29	57	9	23	45	11	26	39	9	23	35
Coil Resistance	+/- 10% (25°C)	Ohms	140	855	3285	70	445	1700	105	620	1400	70	420	1080
Operate Voltage	Must Operate by	VDC - Max.	3.5	8.4	16.8	3.5	8.4	16.8	3.5	8.4	16.8	3.5	8.4	16.8
Release Voltage	Must Release by	VDC - Min.	0.28	0.7	1.4	0.25	.65	1.3	0.5	1.2	1.9	0.5	1.3	2.2
CONTACT RATINGS														
Switching Voltage	Max DC/Peak AC Resist.	Volts	200			200			1000			1000		
Switching Current	Max DC/Peak AC Resist.	Amps	0.75			0.75			2			2		
Carry Current	Max DC/Peak AC Resist.	Amps	1.5			1.5			4			4		
Contact Rating (Resistive Load)	Max DC/Peak AC Resist.	Watts	10			10			50			50		
Life Expectancy	Signal Level 1.0V 10,mA	x10 ⁶ Ops.	500			500			2000			2000		
Static Contact Resistance	50mV/10mA	mOhms	200			200								
RELAY SPECIFICATIONS														
Insulation Resistance (minimum)	Across Open Contacts	Ohms	10 ¹⁰			10 ¹⁰			10 ⁸			10 ⁸		
		Ohms	10 ¹⁰			10 ¹⁰			10 ¹⁰			10 ¹⁰		
Capacitance - Typical	Across Open Contacts	pF	1			1			12			12		
		pF	2.5			2.5			2			2		
		pF	5			5			5			5		
Dielectric Strength (minimum)	Across Open Contacts	VDC/Peak	350			350			2000			2000		
		VDC/Peak	2800			2800			2800			2800		
Operate Time - (including bounce)	At Nominal Coil Voltage, 10 Hz Square Wave	ms	0.55			0.55								
Release Time - Typical		ms	0.5			0.5			1.5			1.5		
All parameters are measured at 25°C unless otherwise stated.			 Top View			 Top View			 Top View			 Top View		

Environmental Ratings:

Storage Temp: -40°C to +105°C; Operating Temp: -38°C to +85°C; Solder Temp: 270°C max; 10 sec. max

All electrical parameters measured at 25°C unless otherwise specified.

Vibration: 20 G's to 2000 Hz; Shock: 50 G's

X-ON Electronics

Largest Supplier of Electrical and Electronic Components

Click to view similar products for [Reed Relays](#) category:

Click to view products by [Coto](#) manufacturer:

Other Similar products are found below :

[CUPE001A624](#) [CUPE004A605](#) [8000-0217](#) [922A06C4C](#) [PRMA1A24B](#) [HGS1021](#) [HGS1048](#) [HGZM1C24](#) [HGZM2C05](#) [HGZM2C12](#)
[HGZM2C48](#) [134MPCX-3](#) [MSS62A05](#) [MSS71A05](#) [MSS71A05B](#) [MSS71A12](#) [MSS71A12B](#) [MSS71A24](#) [HYR2001-1520](#) [9000-0153](#) [2600-0308](#) [2653-12-310](#) [2610-12-310](#) [2611-05-310](#) [PRMA1B05B](#) [2653-05-310](#) [HGP1005](#) [HGS1019](#) [HGS2M5114](#) [HGZM1C05](#) [HGZM1C12](#)
[HGZM1C48](#) [3-1393771-5](#) [3432-12-91](#) [CUPV50020](#) [HYR2031-1520](#) [V23100V4305C11](#) [W107DIP-43](#) [W193RE1C3-12G](#) [W193RE2A3-12G](#)
[W193RE2C3-24G](#) [W193RE3A3-24G](#) [W193RE3C3-24G](#) [W193RE4C3-12G](#) [5000-0242](#) [W193RE4C3-24G](#) [W193RE4A3-24G](#) [W193RE4A3-12G](#) [W193RE2C3-12G](#) [W193RE2A3-24G](#)