

DESCRIPTION

The high performance MSS4 and MVS4 models provide bounce free operation and offer a more durable contact when switching capacitive or inductive loads. Both are capable of switching loads up to 50 watts.

FEATURES

- High reliability switching
- 3V operate option available
- Long operating life at low levels (>1 billion operations)
- High isolation between input and output (2500V)
- Optional internal diode & N.C. option

APPLICATIONS

- ATE
- Telecom
- Matrix requirements
- Instrumentation
- Data acquisition

SPECIFICATIONS

Parameters	Conditions	MSS4			MVS4			Units
		Min	Typ	Max	Min	Typ	Max	
All parameters at 25°C otherwise stated								
Contact Ratings								
Switching Voltage	Max DC/PeakAC Resistive			500			1000 ¹	Volts
Switching Current	Max DC/PeakAC Resistive			2			2	Amps
Carry Current	Max DC/PeakAC Resistive			4			4	Amps
Contact Rating	Max DC/PeakAC Resistive			50			50 ³	Watts
Life Expectancy	Signal Level 1.0V 10mA 50V, 1A		200			1000		x10 ⁶ Ops
	500V, 100mA					2		x10 ⁶ Ops
	Rated Loads		7			50		x10 ⁶ Ops
Static Contact Resistance	50mV, 10mA			100		7		x10 ⁶ Ops
Contact Material			Hg			Hg		mOhms
Hg Content			16			40		grams
Relay Specifications								
Insulation Resistance	Between all isolated pins at 100V, 25°C, 40% RH	10 ⁸	10 ¹⁰		10 ¹⁰	10 ¹²		Ohms
Capacitance	Across Open Contacts			2		0.8		pF
	Upper Contact to Coil			4		2.2		pF
	Closed Contact to Coil					3.3		pF
Dielectric Strength	Between Contacts	2000			2000			VDC/Peak AC
	Contacts to Coil	1400			2500			VDC/Peak AC
Operate Time (no bounce)	At Nominal Coil Voltage			1.75			2.5	ms
	10Hz Square Wave							
Release Time	Zener-Diode Suppression			1.5			2.5	ms
Environmental Ratings								
Storage Temperature		-40		+105	-40		+105	°C
Operating Temperature		-38		+75	-38		+85	°C
Soldering Temperature	Applied to pins, 10sec. max			+260			+260	°C
Vibration Resistance (survival)	10Hz - 500Hz			10			10	Gs
Shock Resistance (survival)	11+/- 1ms, 1/2 Sine Wave			30			30	Gs
Weight			2.4					grams

¹Current limited up to 5mA, typical 20 million operations; for further life information, consult factory.

²Vertical mounting required. Pin #1 is up.

³Derate to 5 watts when switching voltages >500V.

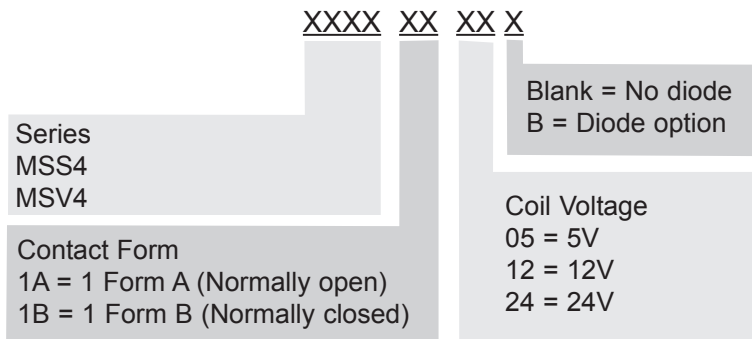


COIL SPECIFICATIONS

	Contact Form	Coil Voltage			Coil Resistance			Operate Voltage			Release Voltage			Nominal Input Power		
Units		Volts			Ohms			Volts			Volts			mW		
Conditions					+/- 10% (25°C)			Must operate by (25°C)			Must release by (25°C)					
Part #		Min	Typ	Max	Min	Typ	Max	Min	Typ	Max	Min	Typ	Max	Min	Typ	Max
MSS41A05	1 Form A		5	10	126	140	154	0.5		3.75	0.5		3.75			179
MSS41A12	1 Form A		12	16	450	500	550	1		9	1		9			288
MSS41A24	1 Form A		24	30	1935	2150	2365	2		18	2		18			268
MVS41A05(B)	1 Form A		5	7	94.5	105	116	0.5		3.75	0.5		3.75			238
MVS41A12(B)	1 Form A		12	15	450	500	550	1		9	1		9			288
MVS41A24(B)	1 Form A		24	30	1935	2150	2365	2		18	2		18			268

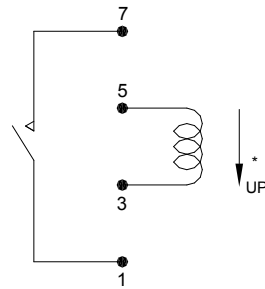
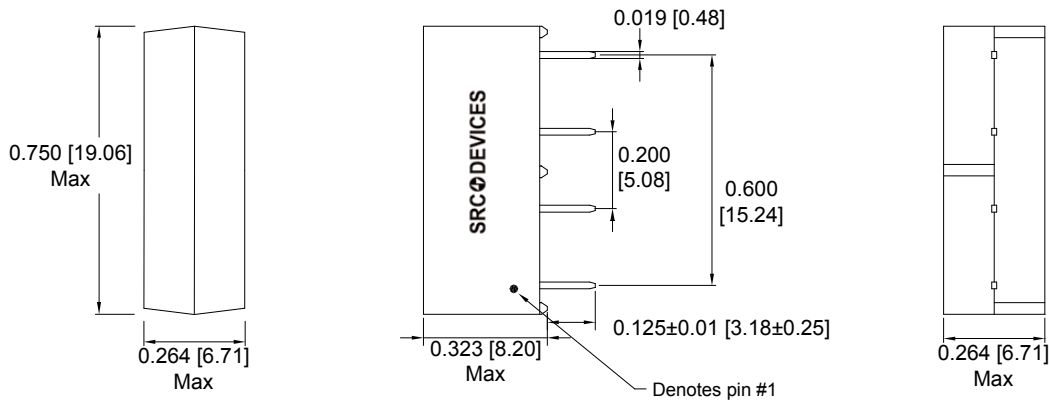
ORDERING INFORMATION

A complete part number is represented by the digits below



MECHANICAL DIMENSIONS

Dimensions in mm [inches]



WIRING DIAGRAM
TOP VIEW

*MVS4 only must be mounted vertically with pin #1 up.



X-ON Electronics

Largest Supplier of Electrical and Electronic Components

Click to view similar products for [Reed Relays](#) category:

Click to view products by [Coto](#) manufacturer:

Other Similar products are found below :

[CUPE001A624](#) [CUPE004A605](#) [8000-0217](#) [922A06C4C](#) [PRMA1A24B](#) [HGS1021](#) [HGS1048](#) [HGZM1C24](#) [HGZM2C05](#) [HGZM2C12](#)
[HGZM2C48](#) [134MPCX-3](#) [MSS62A05](#) [MSS71A05](#) [MSS71A05B](#) [MSS71A12](#) [MSS71A12B](#) [MSS71A24](#) [HYR2001-1520](#) [2600-0308](#)
[2653-12-310](#) [2610-12-310](#) [2611-05-310](#) [PRMA1B05B](#) [2653-05-310](#) [HGP1005](#) [HGS1019](#) [HGS2M5114](#) [HGZM1C05](#) [HGZM1C12](#)
[HGZM1C48](#) [3-1393771-5](#) [3432-12-91](#) [CUPV50020](#) [HYR2031-1520](#) [V23100V4305C11](#) [W107DIP-43](#) [W193RE1C3-12G](#) [W193RE2A3-12G](#)
[W193RE2C3-24G](#) [W193RE3A3-24G](#) [W193RE3C3-24G](#) [W193RE4C3-12G](#) [5000-0242](#) [W193RE4C3-24G](#) [W193RE4A3-24G](#) [W193RE4A3-12G](#) [W193RE2C3-12G](#) [W193RE2A3-24G](#) [MSS21A12](#)