

## Power TVS in DO-41

### Features

- Glass passivated chip
- 400W peak pulse power(10/1000us)
- High accuracy, 5% tolerance
- Uni and Bidirectional unit
- Low clamping voltage
- Low Leakage current
- Very fast response time

### Mechanical Data

- **Case:** DO-41 molded plastic Lead free; RoHS compliant
- **Molding Compound Flammability Rating:** UL 94 V-0
- **Terminals:** High temperature soldering guaranteed: 260 °C/10 sec. at terminals

### Applications

- Computers
- Telecom system
- Industrial equipments
- Consumer electronic applications
- Other VCC bus and I/O interfaces

### Absolute Maximum Ratings

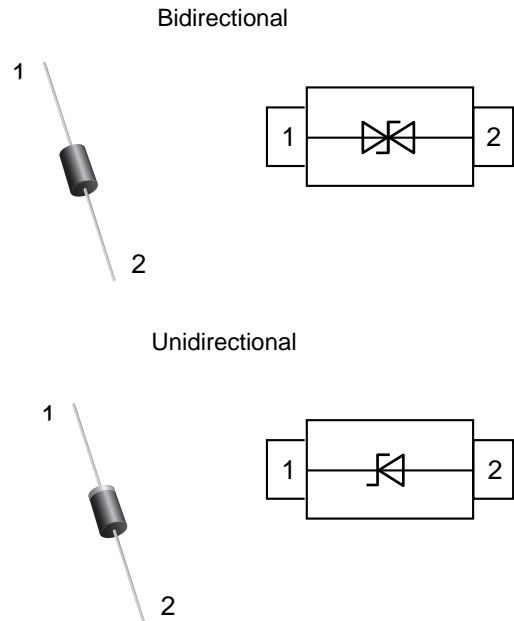
Ratings at 25 °C, ambient temperature unless otherwise specified

Parameter	Symbol	Value	Unit
Peak pulse power dissipation with a 10/1000us waveform <sup>(1)</sup>	P <sub>PP</sub>	400	W
Maximum peak reverse pulse current a 10/1000us waveform <sup>(1)</sup>	I <sub>PP</sub>	See Next Table	A
Peak forward surge current 8.3ms single half sine-wave <sup>(2)</sup>	I <sub>FSM</sub>	40	A
Operating junction and storage temperature range	T <sub>J</sub> , T <sub>STG</sub>	-55 to +150	°C

Notes:

1.Non-repetitive current pulse,per Fig.5 and detated above TA=25°C per Fig.1

2.Measured on 8.3ms single half sine-wave,or equivalent square wave,duty cycle=4 pulses per minute maximum



## Electrical Characteristics

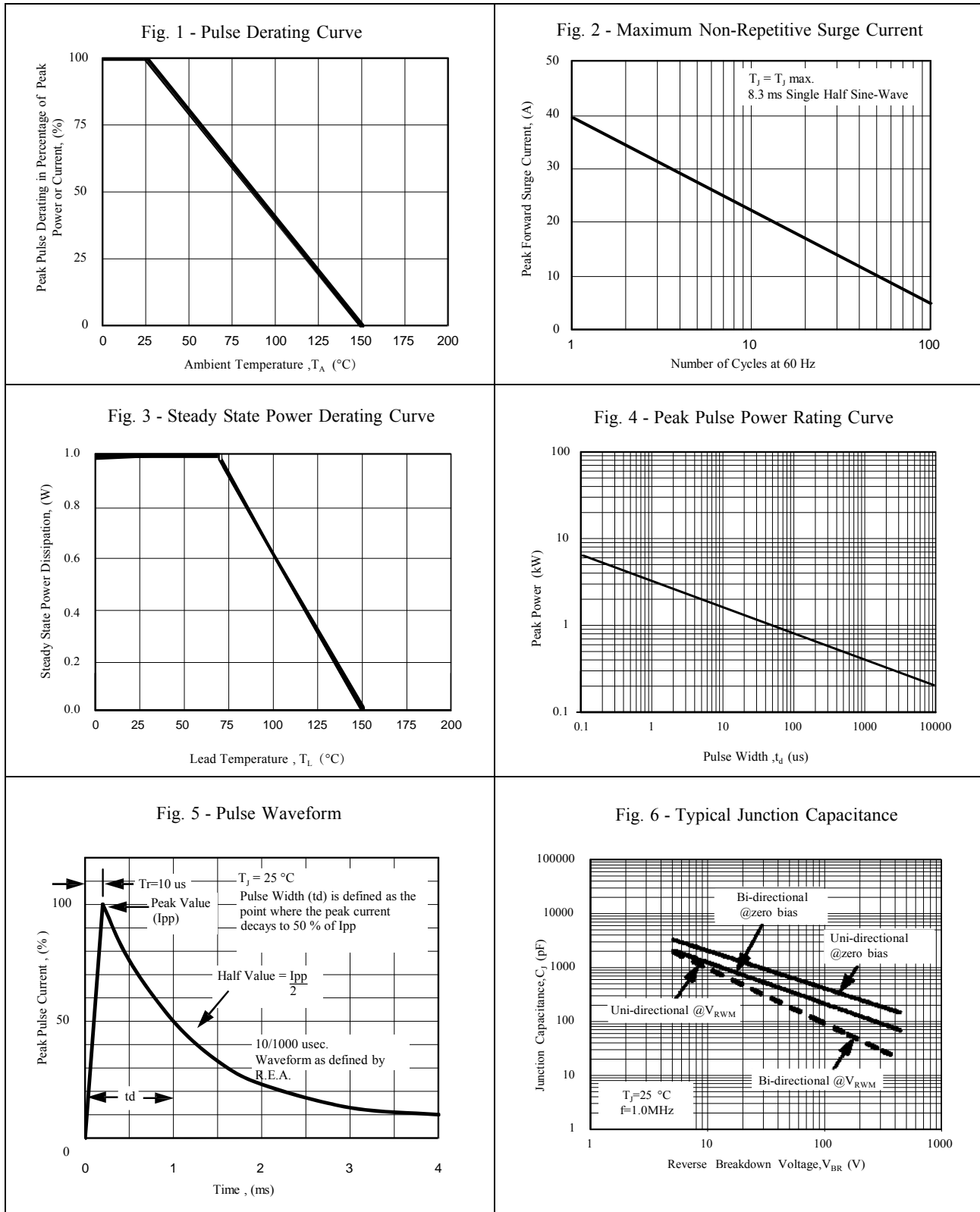
(T<sub>A</sub> = 25 °C unless otherwise specified)

Part Number	Direction	Maximum Working Voltage V <sub>RWM</sub> (V)	Maximum Reverse Current@V <sub>RWM</sub> I <sub>R</sub> max(uA)	Breakdown Voltage@I <sub>T</sub>			Peak Surge Current I <sub>PP</sub> (A)	Maximum Clamping Voltage@I <sub>PP</sub> V <sub>C</sub> (V)
				V <sub>BR</sub> min(V)	V <sub>BR</sub> max(V)	I <sub>T</sub> (mA)		
P4KE6.8A	Uni-Dir	5.80	1000	6.45	7.14	10	39.0	10.5
P4KE6.8CA	Bi-Dir	5.80	1000	6.45	7.14	10	39.0	10.5
P4KE7.5A	Uni-Dir	6.40	500	7.13	7.88	10	36.3	11.3
P4KE7.5CA	Bi-Dir	6.40	500	7.13	7.88	10	36.3	11.3
P4KE8.2A	Uni-Dir	7.02	200	7.79	8.61	10	33.9	12.1
P4KE8.2CA	Bi-Dir	7.02	200	7.79	8.61	10	33.9	12.1
P4KE9.1A	Uni-Dir	7.78	50	8.65	9.55	1	30.6	13.4
P4KE9.1CA	Bi-Dir	7.78	50	8.65	9.55	1	30.6	13.4
P4KE10A	Uni-Dir	8.55	10	9.50	10.50	1	28.3	14.5
P4KE10CA	Bi-Dir	8.55	10	9.50	10.50	1	28.3	14.5
P4KE11A	Uni-Dir	9.40	5	10.50	11.60	1	26.3	15.6
P4KE11CA	Bi-Dir	9.40	5	10.50	11.60	1	26.3	15.6
P4KE12A	Uni-Dir	10.20	5	11.40	12.60	1	24.6	16.7
P4KE12CA	Bi-Dir	10.20	5	11.40	12.60	1	24.6	16.7
P4KE13A	Uni-Dir	11.10	1	12.40	13.70	1	22.5	18.2
P4KE13CA	Bi-Dir	11.10	1	12.40	13.70	1	22.5	18.2
P4KE15A	Uni-Dir	12.80	1	14.30	15.80	1	19.3	21.2
P4KE15CA	Bi-Dir	12.80	1	14.30	15.80	1	19.3	21.2
P4KE16A	Uni-Dir	13.60	1	15.20	16.80	1	18.2	22.5
P4KE16CA	Bi-Dir	13.60	1	15.20	16.80	1	18.2	22.5
P4KE18A	Uni-Dir	15.30	1	17.10	18.90	1	16.1	25.2
P4KE18CA	Bi-Dir	15.30	1	17.10	18.90	1	16.1	25.2
P4KE20A	Uni-Dir	17.10	1	19.00	21.00	1	14.8	27.7
P4KE20CA	Bi-Dir	17.10	1	19.00	21.00	1	14.8	27.7
P4KE22A	Uni-Dir	18.80	1	20.90	23.10	1	13.4	30.6
P4KE22CA	Bi-Dir	18.80	1	20.90	23.10	1	13.4	30.6
P4KE24A	Uni-Dir	20.50	1	22.80	25.20	1	12.3	33.2
P4KE24CA	Bi-Dir	20.50	1	22.80	25.20	1	12.3	33.2
P4KE27A	Uni-Dir	23.10	1	25.70	28.40	1	10.9	37.5
P4KE27CA	Bi-Dir	23.10	1	25.70	28.40	1	10.9	37.5
P4KE30A	Uni-Dir	25.60	1	28.50	31.50	1	9.9	41.4
P4KE30CA	Bi-Dir	25.60	1	28.50	31.50	1	9.9	41.4
P4KE33A	Uni-Dir	28.20	1	31.40	34.70	1	9.0	45.7
P4KE33CA	Bi-Dir	28.20	1	31.40	34.70	1	9.0	45.7
P4KE36A	Uni-Dir	30.80	1	34.20	37.80	1	8.2	49.9
P4KE36CA	Bi-Dir	30.80	1	34.20	37.80	1	8.2	49.9
P4KE39A	Uni-Dir	33.30	1	37.10	41.00	1	7.6	53.9
P4KE39CA	Bi-Dir	33.30	1	37.10	41.00	1	7.6	53.9

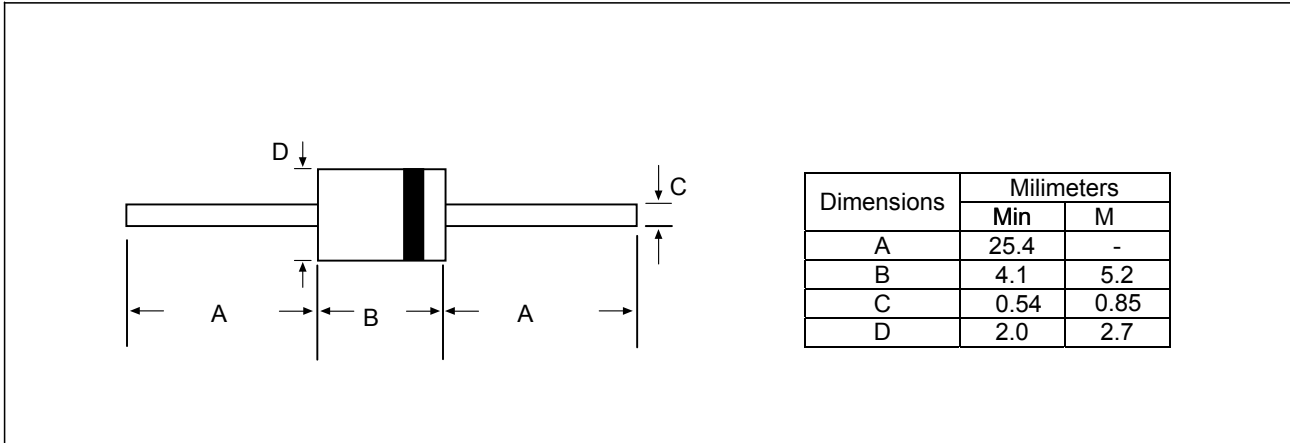
Part Number	Direction	Maximum Working Voltage $V_{RWM}$ (V)	Maximum Reverse Current@ $V_{RWM}$ $I_R$ max(uA)	Breakdown Voltage@ $I_T$			Peak Surge Current $I_{PP}$ (A)	Maximum Clamping Voltage@ $I_{PP}$ $V_C$ (V)
				$V_{BR}$ min(V)	$V_{BR}$ max(V)	$I_T$ (mA)		
P4KE43A	Uni-Dir	36.80	1	40.90	45.20	1	6.9	59.3
P4KE43CA	Bi-Dir	36.80	1	40.90	45.20	1	6.9	59.3
P4KE47A	Uni-Dir	40.20	1	44.70	49.40	1	6.3	64.8
P4KE47CA	Bi-Dir	40.20	1	44.70	49.40	1	6.3	64.8
P4KE51A	Uni-Dir	43.60	1	48.50	53.60	1	5.8	70.1
P4KE51CA	Bi-Dir	43.60	1	48.50	53.60	1	5.8	70.1
P4KE56A	Uni-Dir	47.80	1	53.20	58.80	1	5.3	77.0
P4KE56CA	Bi-Dir	47.80	1	53.20	58.80	1	5.3	77.0
P4KE62A	Uni-Dir	53.00	1	58.90	65.10	1	4.8	85.0
P4KE62CA	Bi-Dir	53.00	1	58.90	65.10	1	4.8	85.0
P4KE68A	Uni-Dir	58.10	1	64.60	71.40	1	4.5	92.0
P4KE68CA	Bi-Dir	58.10	1	64.60	71.40	1	4.5	92.0
P4KE75A	Uni-Dir	64.10	1	71.30	78.80	1	4.0	103.0
P4KE75CA	Bi-Dir	64.10	1	71.30	78.80	1	4.0	103.0
P4KE82A	Uni-Dir	70.10	1	77.90	86.10	1	3.6	113.0
P4KE82CA	Bi-Dir	70.10	1	77.90	86.10	1	3.6	113.0
P4KE91A	Uni-Dir	77.80	1	86.50	95.50	1	3.3	125.0
P4KE91CA	Bi-Dir	77.80	1	86.50	95.50	1	3.3	125.0
P4KE100A	Uni-Dir	85.50	1	95.00	105.00	1	3.0	137.0
P4KE100CA	Bi-Dir	85.50	1	95.00	105.00	1	3.0	137.0
P4KE110A	Uni-Dir	94.00	1	105.00	116.00	1	2.7	152.0
P4KE110CA	Bi-Dir	94.00	1	105.00	116.00	1	2.7	152.0
P4KE120A	Uni-Dir	102.00	1	114.00	126.00	1	2.5	165.0
P4KE120CA	Bi-Dir	102.00	1	114.00	126.00	1	2.5	165.0
P4KE130A	Uni-Dir	111.00	1	124.00	137.00	1	2.3	179.0
P4KE130CA	Bi-Dir	111.00	1	124.00	137.00	1	2.3	179.0
P4KE150A	Uni-Dir	128.00	1	143.00	158.00	1	2.0	207.0
P4KE150CA	Bi-Dir	128.00	1	143.00	158.00	1	2.0	207.0
P4KE160A	Uni-Dir	136.00	1	152.00	168.00	1	1.9	219.0
P4KE160CA	Bi-Dir	136.00	1	152.00	168.00	1	1.9	219.0
P4KE170A	Uni-Dir	145.00	1	162.00	179.00	1	1.8	234.0
P4KE170CA	Bi-Dir	145.00	1	162.00	179.00	1	1.8	234.0
P4KE180A	Uni-Dir	154.00	1	171.00	189.00	1	1.7	246.0
P4KE180CA	Bi-Dir	154.00	1	171.00	189.00	1	1.7	246.0
P4KE200A	Uni-Dir	171.00	1	190.00	210.00	1	1.5	274.0
P4KE200CA	Bi-Dir	171.00	1	190.00	210.00	1	1.5	274.0
P4KE220A	Uni-Dir	185.00	1	209.00	231.00	1	1.3	328.0
P4KE220CA	Bi-Dir	185.00	1	209.00	231.00	1	1.3	328.0

Part Number	Direction	Maximum Working Voltage $V_{RWM}$ (V)	Maximum Reverse Current @ $V_{RWM}$ $I_R$ max (uA)	Breakdown Voltage @ $I_T$			Peak Surge Current $I_{PP}$ (A)	Maximum Clamping Voltage @ $I_{PP}$ $V_C$ (V)
				$V_{BR}$ min (V)	$V_{BR}$ max (V)	$I_T$ (mA)		
P4KE250A	Uni-Dir	214.00	1	237.00	263.00	1	1.2	344.00
P4KE250CA	Bi-Dir	214.00	1	237.00	263.00	1	1.2	344.00
P4KE300A	Uni-Dir	256.00	1	285.00	315.00	1	1.0	414.00
P4KE300CA	Bi-Dir	256.00	1	285.00	315.00	1	1.0	414.00
P4KE350A	Uni-Dir	300.00	1	332.00	368.00	1	0.9	482.00
P4KE350CA	Bi-Dir	300.00	1	332.00	368.00	1	0.9	482.00
P4KE400A	Uni-Dir	342.00	1	380.00	420.00	1	0.8	548.00
P4KE400CA	Bi-Dir	342.00	1	380.00	420.00	1	0.8	548.00
P4KE440A	Uni-Dir	376.00	1	418.00	462.00	1	0.7	602.00
P4KE440CA	Bi-Dir	376.00	1	418.00	462.00	1	0.7	602.00
P4KE480A	Uni-Dir	408.00	1	456.00	504.00	1	0.6	658.00
P4KE480CA	Bi-Dir	408.00	1	456.00	504.00	1	0.6	658.00
P4KE510A	Uni-Dir	434.00	1	485.00	535.00	1	0.6	698.00
P4KE510CA	Bi-Dir	434.00	1	485.00	535.00	1	0.6	698.00
P4KE530A	Uni-Dir	450.00	1	503.50	556.50	1	0.6	725.00
P4KE530CA	Bi-Dir	450.00	1	503.50	556.50	1	0.6	725.00
P4KE540A	Uni-Dir	459.00	1	513.00	567.00	1	0.5	740.00
P4KE540CA	Bi-Dir	459.00	1	513.00	567.00	1	0.5	740.00
P4KE550A	Uni-Dir	467.00	1	522.50	557.50	1	0.5	760.00
P4KE550CA	Bi-Dir	467.00	1	522.50	557.50	1	0.5	760.00

**Typical Characteristics** ( $T_{amb} = 25\text{ }^{\circ}\text{C}$  unless otherwise specified)



## Package Dimensions



## Ordering information

Order code	Package	Packaging option	Base quantity	Packaging specification
P4KE Series	DO-41	Tape and BOX	5000pcs / BOX	EIA STD RS-481

## Revision history

Date	Revision	Changes
23-May-2012	1.0	Initial release

## CAUTION / WARNING

Information in this document is believed to be accurate and reliable. However, CREATEK does not give any representations or warranties, expressed or implied, as to the accuracy or completeness of such information and shall have no liability for the consequences of use of such information.

Users should independently evaluate the suitability of and test each product selected for their own applications, and CREATEK assumes no liability whatsoever relating to the choice, selection or use of the CREATEK products and services described herein.

CREATEK reserves the right to change or update, without notice, any information contained in this publication; to change, without notice, the design, construction, processing, or specification of any product; and to discontinue or limit production or distribution of any product.

Information in this document supersedes and replaces all information previously supplied.

Products are not designed, authorized or warranted to be suitable for use in medical, military, aircraft, space or life support equipment, nor in applications where failure or malfunction of an CREATEK product can reasonably be expected to result in personal injury, death or severe property or environmental damage. CREATEK accepts no liability for inclusion and/or use of CREATEK products in such equipment or applications and therefore such inclusion and/or use is at the customer's own risk.

This document as well as the item(s) described herein may be subject to export control regulations. Export might require a prior authorization from national authorities.


Resale of CREATEK products with provisions different from the statements and/or technical features set forth in this document shall immediately void any warranty granted by CREATEK for the CREATEK product or service described herein and shall not create or extend in any manner whatsoever, any liability of CREATEK.

CREATEK expressly disclaims all implied warranties regarding the information contained herein, including, but not limited to, any implied warranties of merchantability or fitness for a particular purpose. CREATEK only obligations are those in the CREATEK Standard Terms and Conditions of Sale and in no case will CREATEK be liable for any incidental, indirect, or consequential damages arising from the sale, resale, use, or misuse of its products.

---

Specifications are subject to change without notice

© Copyright 2009, CREATEK Microelectronics

 CREATEK® is a registered trademark of CREATEK Microelectronics

All rights reserved

## X-ON Electronics

Largest Supplier of Electrical and Electronic Components

*Click to view similar products for [ESD Suppressors / TVS Diodes](#) category:*

*Click to view products by [CREATEK](#) manufacturer:*

Other Similar products are found below :

[NTE4902](#) [P4SMAJ15A](#) [P4SMAJ26A](#) [SMAJ400CA-TP](#) [TGL34-47CA](#) [ESDAULC45-1BF4](#) [SM1605E3/TR13](#) [SMF20A-TP](#) [P4SMAJ12A](#)  
[CPDUR24V-HF](#) [CPDQC5V0USP-HF](#) [CPDQC5V0-HF](#) [MPLAD30KP45CAE3](#) [MMBZ27VCLQ-7-F](#) [MMAD1108/TR13](#) [MPLAD30KP24A](#)  
[ACPDQC5V0R-HF](#) [DFLT170A-7](#) [NTE4900](#) [NTE4926](#) [NTE4938](#) [SMF22A-TP](#) [SMF12A-TP](#) [SLVU2.8-TP](#) [SMLJ6.5CA-TP](#) [SMAJ6.5CA-](#)  
[TP](#) [MMAD1108E3/TR13](#) [D5V0M1U2LP3-7](#) [SMAJ400A-TP](#) [AOZ8811DT-03](#) [AOZ8831DI-05](#) [AOZ8831DT-03](#) [SMAJ188CA](#) [3SMC33CA](#)  
[BK](#) [CPDQC3V3C-HF](#) [CPDQC12VE-HF](#) [MPLAD30KP170CA](#) [82357120100](#) [5.0SMLJ15CA-TP](#) [5KP18A-TP](#) [P6KE8.2A-TP](#)  
[MPLAD30KP43CAE3](#) [SMAJ43A-TP](#) [D5V0F6U8LP33-7](#) [TVS5501V10MUT5G](#) [5.0SMLJ24CA-TP](#) [SMAJ110CA-TP](#) [MPLAD15KP75CAE3](#)  
[MMAD1103e3/TR13](#) [DFLT40AQ-7](#)