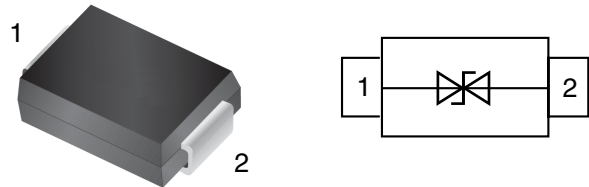


## Power TVS in DO-214AB/SMC

### Features

- Glass passivated chip
- 1500W peak pulse power(10/1000us)
- High accuracy, 5% tolerance
- Uni and Bidirectional unit
- Low clamping voltage
- Low Leakage current
- Very fast response time

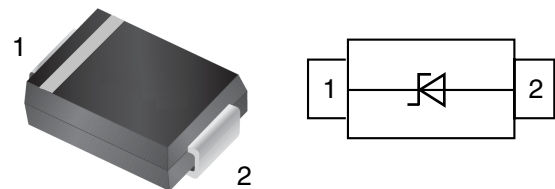
Bidirectional



### Mechanical Data

- **Case:** DO-214AB/SMC (plastic package).  
RoHS compliant
- **Molding Compound Flammability Rating:**  
UL 94 V-0
- **Terminals:** High temperature soldering guaranteed:  
260 °C/10 sec. at terminals

Unidirectional



### Applications

- Computers
- Telecom system
- Industrial equipments
- Consumer electronic applications
- Other VCC bus and I/O interfaces

### Absolute Maximum Ratings

Ratings at 25 °C, ambient temperature unless otherwise specified

Parameter	Symbol	Value	Unit
Peak pulse power dissipation with a 10/1000us waveform <sup>(1)</sup>	P <sub>PP</sub>	1500	W
Maximum peak reverse pulse current a 10/1000us waveform <sup>(1)</sup>	I <sub>PP</sub>	See Next Table	A
Peak forward surge current 8.3ms single half sine-wave <sup>(2)</sup>	I <sub>FSM</sub>	200	A
Operating junction and storage temperature range	T <sub>J</sub> , T <sub>STG</sub>	-55 to +150	°C

Notes:

- 1.Non-repetitive current pulse,per Fig.5 and detated above TA=25°C per Fig.1
- 2.Measured on 8.3ms single half sine-wave,or equivalent square wave,duty cycle=4 pulses per minute maximum

## Electrical Characteristics

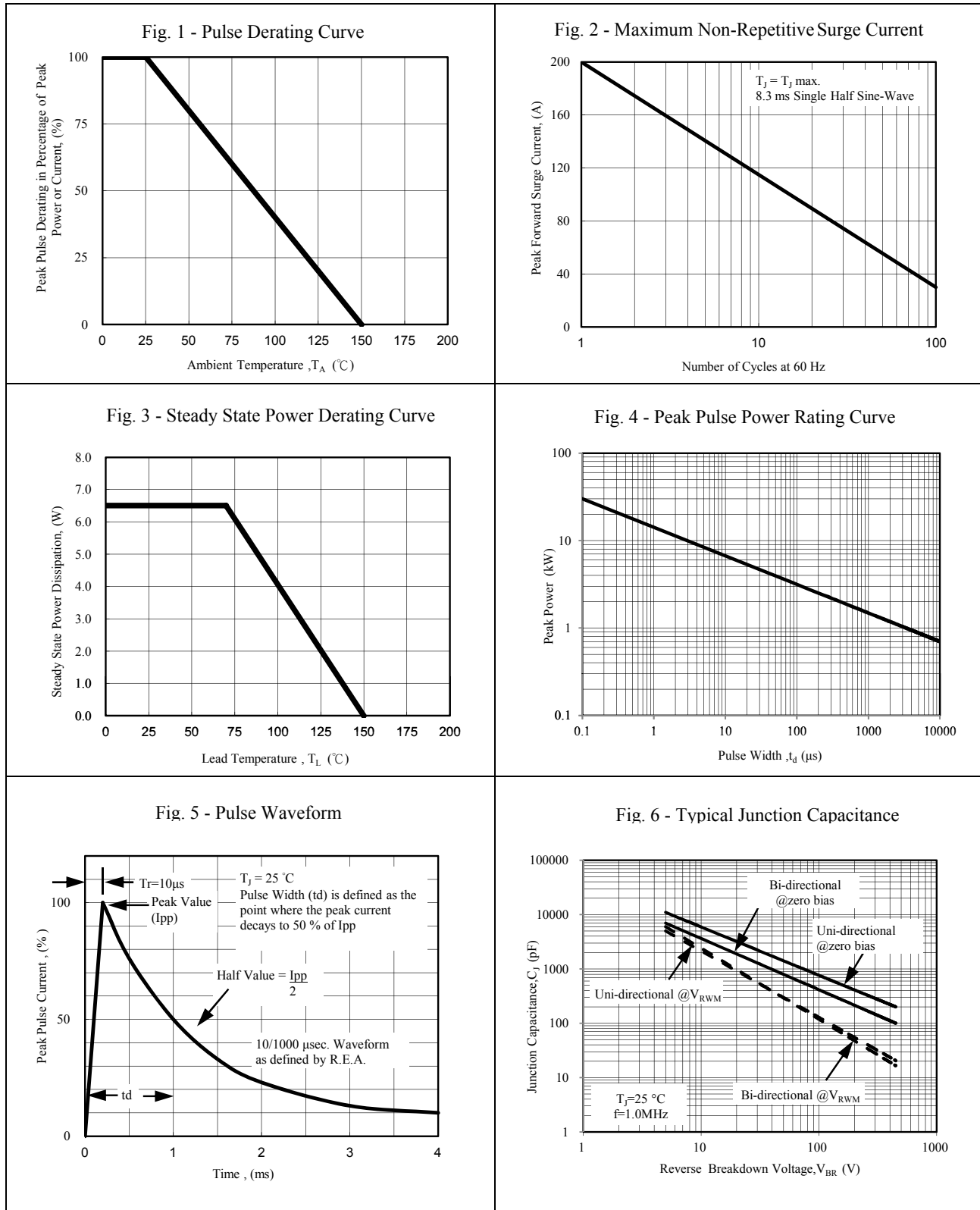
(T<sub>A</sub> = 25 °C unless otherwise specified)

Part Number	Direction	Maximum Working Voltage V <sub>RWM</sub> (V)	Maximum Reverse Current@V <sub>RWM</sub> I <sub>R</sub> max(μA)	Breakdown Voltage@I <sub>T</sub>			Peak Surge Current I <sub>PP</sub> (A)	Maximum Clamping Voltage@I <sub>PP</sub> V <sub>C</sub> (V)
				V <sub>BR</sub> min(V)	V <sub>BR</sub> max(V)	I <sub>T</sub> (mA)		
SMCJ5.0A	Uni-Dir	5.0	800	6.4	7.00	10	163.04	9.2
SMCJ5.0CA	Bi-Dir	5.0	1600	6.4	7.00	10	163.04	9.2
SMCJ6.0A	Uni-Dir	6.0	800	6.7	7.37	10	145.63	10.3
SMCJ6.0CA	Bi-Dir	6.0	1600	6.7	7.37	10	145.63	10.3
SMCJ6.5A	Uni-Dir	6.5	500	7.2	7.98	10	133.93	11.2
SMCJ6.5CA	Bi-Dir	6.5	1000	7.2	7.98	10	133.93	11.2
SMCJ7.0A	Uni-Dir	7.0	200	7.8	8.60	10	125.00	12.0
SMCJ7.0CA	Bi-Dir	7.0	400	7.8	8.60	10	125.00	12.0
SMCJ7.5A	Uni-Dir	7.5	100	8.3	9.21	1	116.28	12.9
SMCJ7.5CA	Bi-Dir	7.5	200	8.3	9.21	1	116.28	12.9
SMCJ8.0A	Uni-Dir	8.0	50	8.9	9.83	1	110.29	13.6
SMCJ8.0CA	Bi-Dir	8.0	100	8.9	9.83	1	110.29	13.6
SMCJ8.5A	Uni-Dir	8.5	20	9.4	10.40	1	104.17	14.4
SMCJ8.5CA	Bi-Dir	8.5	40	9.4	10.40	1	104.17	14.4
SMCJ9.0A	Uni-Dir	9.0	10	10.0	11.10	1	97.40	15.4
SMCJ9.0CA	Bi-Dir	9.0	20	10.0	11.10	1	97.40	15.4
SMCJ10A	Uni-Dir	10.0	5	11.1	12.30	1	88.24	17.0
SMCJ10CA	Bi-Dir	10.0	10	11.1	12.30	1	88.24	17.0
SMCJ11A	Uni-Dir	11.0	1	12.2	13.50	1	82.42	18.2
SMCJ11CA	Bi-Dir	11.0	1	12.2	13.50	1	82.42	18.2
SMCJ12A	Uni-Dir	12.0	1	13.3	14.70	1	75.38	19.9
SMCJ12CA	Bi-Dir	12.0	1	13.3	14.70	1	75.38	19.9
SMCJ13A	Uni-Dir	13.0	1	14.4	15.90	1	69.77	21.5
SMCJ13CA	Bi-Dir	13.0	1	14.4	15.90	1	69.77	21.5
SMCJ14A	Uni-Dir	14.0	1	15.6	17.20	1	64.66	23.2
SMCJ14CA	Bi-Dir	14.0	1	15.6	17.20	1	64.66	23.2
SMCJ15A	Uni-Dir	15.0	1	16.7	18.50	1	61.48	24.4
SMCJ15CA	Bi-Dir	15.0	1	16.7	18.50	1	61.48	24.4
SMCJ16A	Uni-Dir	16.0	1	17.8	19.70	1	57.69	26.0
SMCJ16CA	Bi-Dir	16.0	1	17.8	19.70	1	57.69	26.0
SMCJ17A	Uni-Dir	17.0	1	18.9	20.90	1	54.35	27.6
SMCJ17CA	Bi-Dir	17.0	1	18.9	20.90	1	54.35	27.6
SMCJ18A	Uni-Dir	18.0	1	20.0	22.10	1	51.37	29.2
SMCJ18CA	Bi-Dir	18.0	1	20.0	22.10	1	51.37	29.2
SMCJ19A	Uni-Dir	19.0	1	21.1	23.30	1	48.73	30.8
SMCJ19CA	Bi-Dir	19.0	1	21.1	23.30	1	48.73	30.8
SMCJ20A	Uni-Dir	20.0	1	22.2	24.50	1	46.30	32.4
SMCJ20CA	Bi-Dir	20.0	1	22.2	24.50	1	46.30	32.4

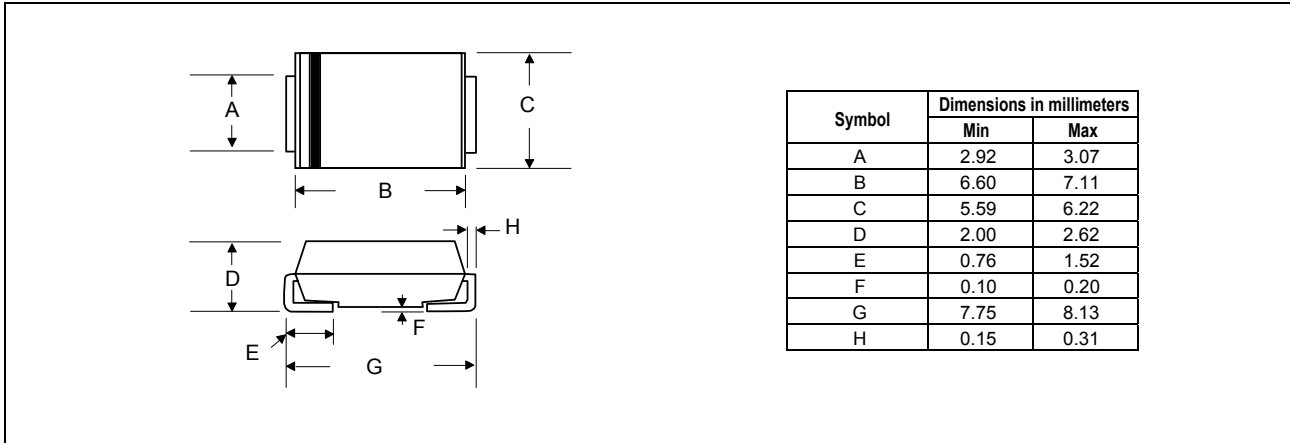
Part Number	Direction	Maximum Working Voltage $V_{RWM}$ (V)	Maximum Reverse Current@ $V_{RWM}$ $I_R$ max( $\mu$ A)	Breakdown Voltage@ $I_T$			Peak Surge Current $I_{PP}$ (A)	Maximum Clamping Voltage@ $I_{PP}$ $V_C$ (V)
				$V_{BR}$ min(V)	$V_{BR}$ max(V)	$I_T$ (mA)		
SMCJ22A	Uni-Dir	22.0	1	24.4	26.90	1	42.25	35.5
SMCJ22CA	Bi-Dir	22.0	1	24.4	26.90	1	42.25	35.5
SMCJ24A	Uni-Dir	24.0	1	26.7	29.50	1	38.56	38.9
SMCJ24CA	Bi-Dir	24.0	1	26.7	29.50	1	38.56	38.9
SMCJ26A	Uni-Dir	26.0	1	28.9	31.90	1	35.63	42.1
SMCJ26CA	Bi-Dir	26.0	1	28.9	31.90	1	35.63	42.1
SMCJ28A	Uni-Dir	28.0	1	31.1	34.40	1	33.04	45.4
SMCJ28CA	Bi-Dir	28.0	1	31.1	34.40	1	33.04	45.4
SMCJ30A	Uni-Dir	30.0	1	33.3	36.80	1	30.99	48.4
SMCJ30CA	Bi-Dir	30.0	1	33.3	36.80	1	30.99	48.4
SMCJ33A	Uni-Dir	33.0	1	36.7	40.60	1	28.14	53.3
SMCJ33CA	Bi-Dir	33.0	1	36.7	40.60	1	28.14	53.3
SMCJ36A	Uni-Dir	36.0	1	40.0	44.20	1	25.82	58.1
SMCJ36CA	Bi-Dir	36.0	1	40.0	44.20	1	25.82	58.1
SMCJ40A	Uni-Dir	40.0	1	44.4	49.10	1	23.26	64.5
SMCJ40CA	Bi-Dir	40.0	1	44.4	49.10	1	23.26	64.5
SMCJ43A	Uni-Dir	43.0	1	47.8	52.80	1	21.61	69.4
SMCJ43CA	Bi-Dir	43.0	1	47.8	52.80	1	21.61	69.4
SMCJ45A	Uni-Dir	45.0	1	50.0	55.30	1	20.63	72.7
SMCJ45CA	Bi-Dir	45.0	1	50.0	55.30	1	20.63	72.7
SMCJ48A	Uni-Dir	48.0	1	53.3	58.90	1	19.38	77.4
SMCJ48CA	Bi-Dir	48.0	1	53.3	58.90	1	19.38	77.4
SMCJ51A	Uni-Dir	51.0	1	56.7	62.70	1	18.20	82.4
SMCJ51CA	Bi-Dir	51.0	1	56.7	62.70	1	18.20	82.4
SMCJ54A	Uni-Dir	54.0	1	60.0	66.30	1	17.22	87.1
SMCJ54CA	Bi-Dir	54.0	1	60.0	66.30	1	17.22	87.1
SMCJ58A	Uni-Dir	58.0	1	64.4	71.20	1	16.03	93.6
SMCJ58CA	Bi-Dir	58.0	1	64.4	71.20	1	16.03	93.6
SMCJ60A	Uni-Dir	60.0	1	66.7	73.70	1	15.50	96.8
SMCJ60CA	Bi-Dir	60.0	1	66.7	73.70	1	15.50	96.8
SMCJ64A	Uni-Dir	64.0	1	71.1	78.60	1	14.56	103.0
SMCJ64CA	Bi-Dir	64.0	1	71.1	78.60	1	14.56	103.0
SMCJ70A	Uni-Dir	70.0	1	77.8	86.00	1	13.27	113.0
SMCJ70CA	Bi-Dir	70.0	1	77.8	86.00	1	13.27	113.0
SMCJ75A	Uni-Dir	75.0	1	83.3	92.10	1	12.40	121.0
SMCJ75CA	Bi-Dir	75.0	1	83.3	92.10	1	12.40	121.0
SMCJ78A	Uni-Dir	78.0	1	86.7	95.80	1	11.90	126.0
SMCJ78CA	Bi-Dir	78.0	1	86.7	95.80	1	11.90	126.0

Part Number	Direction	Maximum Working Voltage $V_{RWM}$ (V)	Maximum Reverse Current @ $V_{RWM}$ $I_R$ max(uA)	Breakdown Voltage @ $I_T$			Peak Surge Current $I_{PP}$ (A)	Maximum Clamping Voltage @ $I_{PP}$ $V_C$ (V)
				$V_{BR}$ min(V)	$V_{BR}$ max(V)	$I_T$ (mA)		
SMCJ80A	Uni-Dir	80.0	1	88.8	97.60	1	11.57	129.6
SMCJ80CA	Bi-Dir	80.0	1	88.8	97.60	1	11.57	129.6
SMCJ85A	Uni-Dir	85.0	1	94.4	104.00	1	10.95	137.0
SMCJ85CA	Bi-Dir	85.0	1	94.4	104.00	1	10.95	137.0
SMCJ90A	Uni-Dir	90.0	1	100.0	111.00	1	10.27	146.0
SMCJ90CA	Bi-Dir	90.0	1	100.0	111.00	1	10.27	146.0
SMCJ100A	Uni-Dir	100.0	1	111.0	123.00	1	9.26	162.0
SMCJ100CA	Bi-Dir	100.0	1	111.0	123.00	1	9.26	162.0
SMCJ110A	Uni-Dir	110.0	1	122.0	135.00	1	8.47	177.0
SMCJ110CA	Bi-Dir	110.0	1	122.0	135.00	1	8.47	177.0
SMCJ120A	Uni-Dir	120.0	1	133.0	147.00	1	7.77	193.0
SMCJ120CA	Bi-Dir	120.0	1	133.0	147.00	1	7.77	193.0
SMCJ130A	Uni-Dir	130.0	1	144.0	159.00	1	7.18	209.0
SMCJ130CA	Bi-Dir	130.0	1	144.0	159.00	1	7.18	209.0
SMCJ140A	Uni-Dir	140.0	1	155.0	171.00	1	6.61	226.8
SMCJ140CA	Bi-Dir	140.0	1	155.0	171.00	1	6.61	226.8
SMCJ150A	Uni-Dir	150.0	1	167.0	185.00	1	6.17	243.0
SMCJ150CA	Bi-Dir	150.0	1	167.0	185.00	1	6.17	243.0
SMCJ160A	Uni-Dir	160.0	1	178.0	197.00	1	5.79	259.0
SMCJ160CA	Bi-Dir	160.0	1	178.0	197.00	1	5.79	259.0
SMCJ170A	Uni-Dir	170.0	1	189.0	209.00	1	5.45	275.0
SMCJ170CA	Bi-Dir	170.0	1	189.0	209.00	1	5.45	275.0
SMCJ180A	Uni-Dir	180.0	1	200.0	220.00	1	5.14	291.6
SMCJ180CA	Bi-Dir	180.0	1	200.0	220.00	1	5.14	291.6
SMCJ190A	Uni-Dir	190.0	1	211.0	232.00	1	4.87	307.8
SMCJ190CA	Bi-Dir	190.0	1	211.0	232.00	1	4.87	307.8
SMCJ200A	Uni-Dir	200.0	1	224.0	247.00	1	4.60	324.0
SMCJ200CA	Bi-Dir	200.0	1	224.0	247.00	1	4.60	324.0
SMCJ220A	Uni-Dir	220.0	1	246.0	272.00	1	4.20	356.0
SMCJ220CA	Bi-Dir	220.0	1	246.0	272.00	1	4.20	356.0
SMCJ250A	Uni-Dir	250.0	1	279.0	309.00	1	3.70	405.0
SMCJ250CA	Bi-Dir	250.0	1	279.0	309.00	1	3.70	405.0
SMCJ300A	Uni-Dir	300.0	1	335.0	371.00	1	3.10	486.0
SMCJ300CA	Bi-Dir	300.0	1	335.0	371.00	1	3.10	486.0
SMCJ350A	Uni-Dir	350.0	1	391.0	432.00	1	2.60	567.0
SMCJ350CA	Bi-Dir	350.0	1	391.0	432.00	1	2.60	567.0
SMCJ400A	Uni-Dir	400.0	1	447.0	494.00	1	2.30	648.0
SMCJ400CA	Bi-Dir	400.0	1	447.0	494.00	1	2.30	648.0
SMCJ440A	Uni-Dir	440.0	1	492.0	543.00	1	2.10	713.0
SMCJ440CA	Bi-Dir	440.0	1	492.0	543.00	1	2.10	713.0

**Typical Characteristics** ( $T_{amb} = 25\text{ }^{\circ}\text{C}$  unless otherwise specified)



## Package Dimensions



## Ordering information

Order code	Package	Packaging option	Base quantity	Packaging specification
SMCJ Series	DO-214AB/SMC	Tape and reel	3000pcs / reel	EIA STD RS-481

## Revision history

Date	Revision	Changes
23-May-2012	1.0	Initial release

### CAUTION / WARNING

Information in this document is believed to be accurate and reliable. However, CREATEK does not give any representations or warranties, expressed or implied, as to the accuracy or completeness of such information and shall have no liability for the consequences of use of such information.

Users should independently evaluate the suitability of and test each product selected for their own applications, and CREATEK assumes no liability whatsoever relating to the choice, selection or use of the CREATEK products and services described herein.

CREATEK reserves the right to change or update, without notice, any information contained in this publication; to change, without notice, the design, construction, processing, or specification of any product; and to discontinue or limit production or distribution of any product.

Information in this document supersedes and replaces all information previously supplied.

Products are not designed, authorized or warranted to be suitable for use in medical, military, aircraft, space or life support equipment, nor in applications where failure or malfunction of an CREATEK product can reasonably be expected to result in personal injury, death or severe property or environmental damage. CREATEK accepts no liability for inclusion and/or use of CREATEK products in such equipment or applications and therefore such inclusion and/or use is at the customer's own risk.

This document as well as the item(s) described herein may be subject to export control regulations. Export might require a prior authorization from national authorities.


Resale of CREATEK products with provisions different from the statements and/or technical features set forth in this document shall immediately void any warranty granted by CREATEK for the CREATEK product or service described herein and shall not create or extend in any manner whatsoever, any liability of CREATEK.

CREATEK expressly disclaims all implied warranties regarding the information contained herein, including, but not limited to, any implied warranties of merchantability or fitness for a particular purpose. CREATEK only obligations are those in the CREATEK Standard Terms and Conditions of Sale and in no case will CREATEK be liable for any incidental, indirect, or consequential damages arising from the sale, resale, use, or misuse of its products.

---

Specifications are subject to change without notice

© Copyright 2009, CREATEK Microelectronics

 CREATEK® is a registered trademark of CREATEK Microelectronics

All rights reserved

## X-ON Electronics

Largest Supplier of Electrical and Electronic Components

*Click to view similar products for [ESD Suppressors / TVS Diodes](#) category:*

*Click to view products by [CREATEK](#) manufacturer:*

Other Similar products are found below :

[60KS200C](#) [D18V0L1B2LP-7B](#) [D5V0F4U5P5-7](#) [DESD5V0U1BB-7](#) [NTE4902](#) [P4KE27CA](#) [P6KE11CA](#) [P6KE39CA-TP](#) [P6KE8.2A](#)  
[SA110CA](#) [SA60CA](#) [SA64CA](#) [SMBJ12CATR](#) [SMBJ33CATR](#) [SMBJ8.0A](#) [ESD101-B1-02ELS E6327](#) [ESD105-B1-02EL E6327](#) [ESD112-B1-02EL E6327](#) [ESD119B1W01005E6327XTSA1](#) [ESD5V0L1B02VH6327XTSA1](#) [ESD7451N2T5G](#) [19180-510](#) [CPDT-5V0USP-HF](#)  
[3.0SMCJ33CA-F](#) [3.0SMCJ36A-F](#) [HSPC16701B02TP](#) [D3V3Q1B2DLP3-7](#) [D55V0M1B2WS-7](#) [DESD5V0U1BL-7B](#) [DRTR5V0U4SL-7](#)  
[SCM1293A-04SO](#) [ESD200-B1-CSP0201 E6327](#) [SM12-7](#) [SMF8.0A-TP](#) [SMLJ45CA-TP](#) [CEN955 W/DATA](#) [82350120560](#) [VESD12A1A-](#)  
[HD1-GS08](#) [CPDUR5V0R-HF](#) [CPDQC5V0U-HF](#) [CPDQC5V0USP-HF](#) [CPDQC5V0-HF](#) [D1213A-01LP4-7B](#) [D1213A-02WL-7](#)  
[MMAD1108/TR13](#) [5KP100A](#) [5KP15A](#) [5KP18A](#) [5KP48A](#) [5KP90A](#)