


XMD Type

SMD3225 X'TAL Series

Feature

- ◆ Frequency Range: 8~125MHz
- ◆ Typical 3.2 x 2.5 x 0.6 mm ultra thin ceramic package
- ◆ 8mm width carrier Tape & Reel package for automatic assembly.
- ◆ Packing : Tape & Reel, 3000pcs / Reel.



Typical Application

- ◆ Automotive
- ◆ Bluetooth, Mobile Phone, GPS
- ◆ Wireless LAN, LTE.
- ◆ Set-top Box, DECT / WDCT, TV.

Electrical Specifications

Parameter	Specification			Unit	Remark
	Min	Typical	Max		
Frequency Range (F0)	8~125			MHz	-
Storage Temperature Range (Ts)	-55	-	125	°C	-
Level of Drive (DL)	-	100	200	uW	-
Load Capacitance (CL)	6 pF ~ ∞			pF	Assignable
Insulation Resistance	500	-	-	Mohm	at DC 100V
Aging	-3	-	3	ppm/Year	First Year

Frequency Stability Vs Temperature Range

Temp Range(°C)	ppm						
	±5	±10	±15	±20	±30	±50	±100
-10~60	△	√	√	√	√	√	√
-20~70	X	√	√	√	√	√	√
-40~85(F>=16MHz)	X	△	√	√	√	√	√
-40~85(F<16MHz)	X	X	√	√	√	√	√
-40~105	X	X	X	△	√	√	√
-40~125	X	X	X	X	△	√	√

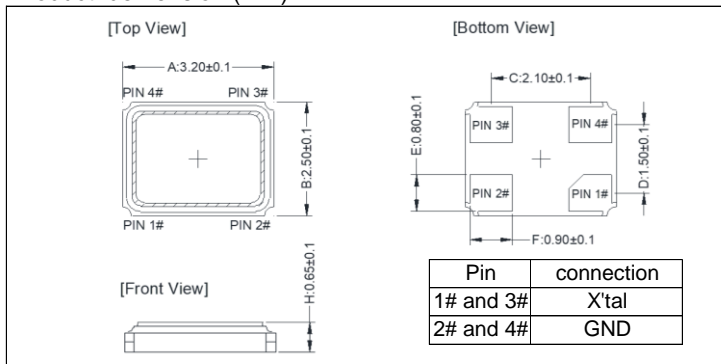
Note: √ :Available, △:Conditional, X:Not available

ESR (Equivalent Series Resistance)

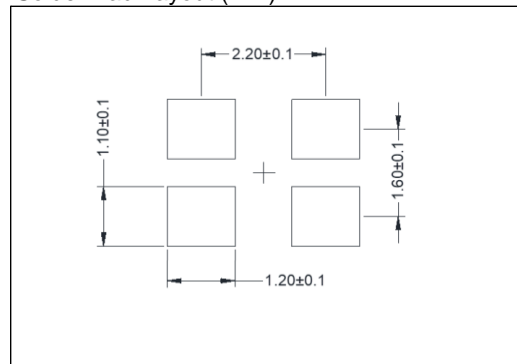
Frequency Range	Mode	ESR (Max)	Unit
7.9MHz < F ₀ ≤ 10MHz	Fundamental	200	ohm
10MHz ≤ F ₀ < 12MHz	Fundamental	120	ohm
12MHz ≤ F ₀ < 16MHz	Fundamental	80	ohm
16MHz ≤ F ₀ < 20MHz	Fundamental	70	ohm
20MHz ≤ F ₀ < 24MHz	Fundamental	60	ohm
24MHz ≤ F ₀ < 50MHz	Fundamental	40	ohm
50MHz ≤ F ₀ ≤ 62.4MHz	Fundamental	30	ohm
60MHz ≤ F ₀ < 100MHz	3 rd Overtone	60	ohm
100MHz ≤ F ₀ < 125MHz	3 rd Overtone	50	ohm

Dimension

Product demension (mm)



Solder Pad Layout (mm)



Note: not all combination of options are available. Other specifications may be available upon request.

Specifications subject to change without notice.

X-ON Electronics

Largest Supplier of Electrical and Electronic Components

Click to view similar products for [Crystals](#) category:

Click to view products by [CREC](#) manufacturer:

Other Similar products are found below :

[CX3225GB25000M0PPSZ1](#) [718-13.2-1](#) [7A-40.000MAAE-T](#) [FL2000085](#) [99-BU](#) [9B-15.360MBBK-B](#) [9C-7.680MBBK-T](#) [H10S-12.000-18-EXT-TR](#) [ABC2-6.000MHZ-D4Z-T](#) [ABLS-20.000MHZ-D2-T](#) [ABS071-32.768KHZ-6-T](#) [R38-32.768-12.5-5PPM-NPB](#) [21U15A-21.4MHZ](#) [RTX-781DF1-S-20.950](#) [LFXTAL066198Cutt](#) [9C-14.31818MBBK-T](#) [A-11.000MHZ-27](#) [ABL-27.000MHZ-B4Y-T](#) [ABM11-132-24.000MHZ-T3](#) [ABM3B1-25.000MHZ-D2Y-T](#) [SPT2A-.032768B](#) [SPT2A.032768G](#) [SSPT7F-9PF20-R](#) [LFXTAL065253Cutt](#) [LFXTAL066431Cutt](#) [XT9S20ANA14M7456](#) [XT9SNLANA16M](#) [7A-24.576MBBK-T](#) [7B-30.000MBBK-T](#) [CX2520DB16000H0HPQCC](#) [MMCC2R32.7680KHZ](#) [6504-202-1501](#) [6526-202-1501](#) [ABLS-12.000MHZ-B2Y-T](#) [7A-10.000MBBK-T](#) [SG636PCE-20.000MC](#) [3404](#) [CM315D32768EZFT](#) [C1E-24.000-7-2020-R](#) [C1E-19.200-12-1530-X-R](#) [C1E-16.000-12-1530-X-R](#) [ABM11-16.000MHZ-9-B1U-T](#) [FL5000014](#) [EUCA18-3.1872M](#) [FX0800015](#) [425F35E027M0000](#) [FP0800018](#) [MS3V-T1R-32.768kHz-7pF-20PPM-TA-QC-Au](#) [VXM7-1C1-16M000](#) [MS3V-T1R-32.768kHz-9pF-20PPM-TA-QC-Au](#)