

## XLamp® CXB1304 LED



### PRODUCT DESCRIPTION

The XLamp® CXB1304 LED Array is the most compact member of the second generation of the CXA family that delivers up to 30% higher efficacy and up to 20% higher lumens than the first generation in the same small LES. The higher performance second generation CXA LED Arrays are compatible with the first generation, providing a drop-in performance upgrade to existing CXA LED designs to shorten the luminaire design cycle and improve time to market. Available in 2-step, 3-step and 5-step EasyWhite® bins and 2-step and 3-step Premium Color bins, the CXB1304 LED delivers high lumen output and high efficacy in a single, easy-to-use package that eliminates the need for reflow soldering, enabling lighting manufacturers to rapidly address small form factor lighting applications.

The [CX Family LED Design Guide](#) provides basic information on the requirements to use the CXB1304 LED successfully in luminaire designs.

### FEATURES

- 6-mm optical source
- Mechanical and optical design consistent with other CXA13 LEDs
- Available in 70-, 80-, 90- and 95-minimum CRI options
- EasyWhite® 2-, 3- and 5-step binning
- Premium Color 2- and 3-step binning
- Forward voltage options: 9-V class, 18-V class & 36-V class
- 85 °C binning and characterization
- Extremely uniform color over viewing angle
- Top-side solder connections
- Thermocouple attach point
- NEMA SSL-3 2011 standard flux bins
- RoHS and REACH compliant
- UL® recognized component (E349212)



Cree LED / 4400 Silicon Drive / Durham, NC 27703 USA / +1.919.313.5330 / [www.cree-led.com](http://www.cree-led.com)

**TABLE OF CONTENTS**

---

Characteristics ..... 3

Operating Limits..... 3

Flux Characteristics, EasyWhite® Order Codes and Bins - 9 V ..... 5

Flux Characteristics, Premium Color Order Codes and Bins - 9 V ..... 8

Flux Characteristics, EasyWhite® Order Codes and Bins - 18 V ..... 9

Flux Characteristics, Premium Color Order Codes and Bins - 18 V ..... 12

Flux Characteristics, EasyWhite® Order Codes and Bins - 36 V ..... 13

Flux Characteristics, Premium Color Order Codes and Bins - 36 V ..... 16

Relative Spectral Power Distribution, EasyWhite® ..... 17

Relative Spectral Power Distribution, Premium Color ..... 18

Electrical Characteristics..... 19

Relative Luminous Flux..... 21

Typical Spatial Distribution..... 24

Performance Groups - Brightness ..... 24

Performance Groups - Chromaticity ..... 25

Premium Color Performance Groups - Chromaticity..... 26

EasyWhite® Bins Plotted on the 1931 CIE Color Space ..... 27

Premium Color Bins Plotted on the 1931 CIE Color Space ..... 28

Bin and Order Code Formats ..... 30

Mechanical Dimensions ..... 30

Thermal Design ..... 31

Notes ..... 33

Packaging..... 34

## CHARACTERISTICS

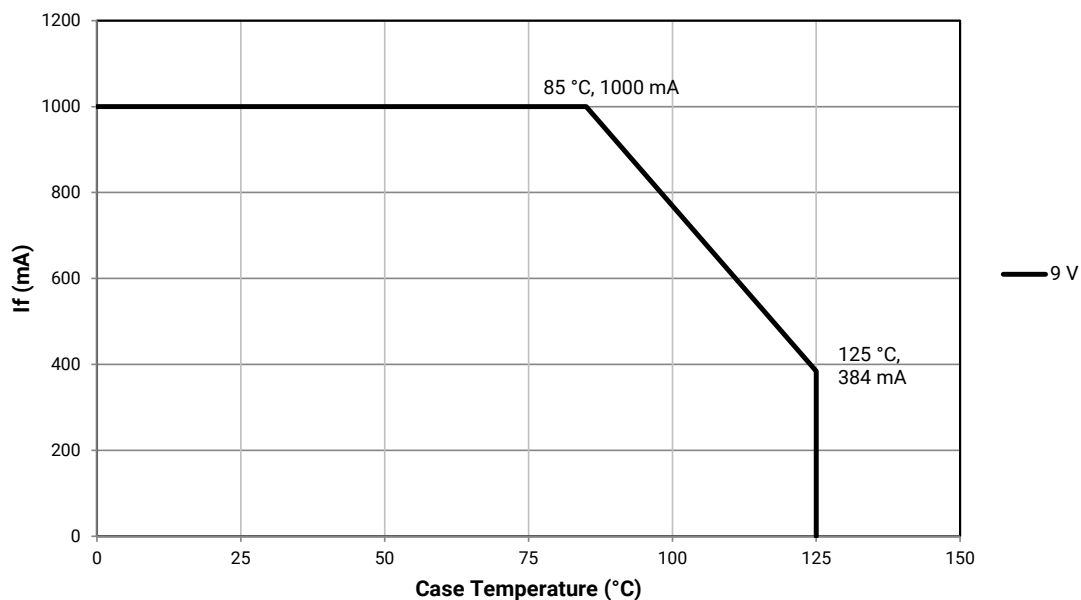
Characteristics	Unit	Minimum	Typical	Maximum
Viewing angle (FWHM)	degrees		115	
ESD withstand voltage (HBM per Mil-Std-883D)	V			8000
DC forward current (9 V)	mA			1000*
DC forward current (18 V)	mA			500*
DC forward current (36 V)	mA			250*
Reverse current (9 V, 18V, 36 V)	mA			0.1
Forward voltage (9 V, 400 mA, 85 °C)	V		8.45	9.5
Forward voltage (18 V, 200 mA, 85 °C)	V		16.9	19
Forward voltage (36 V, 100 mA, 85 °C)	V		33.8	38

\* Refer to the Operating Limits section.

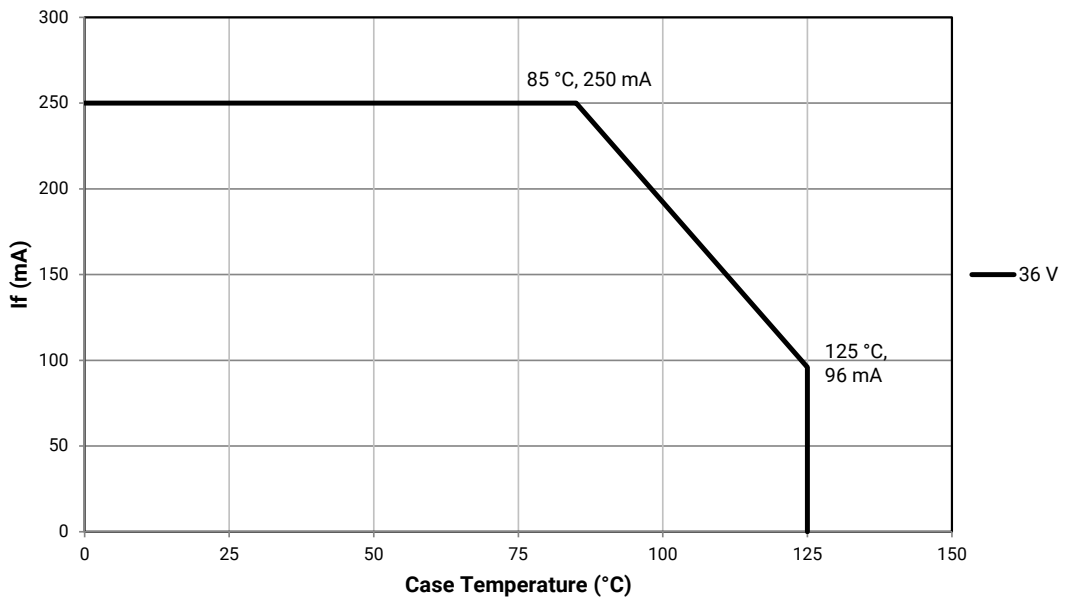
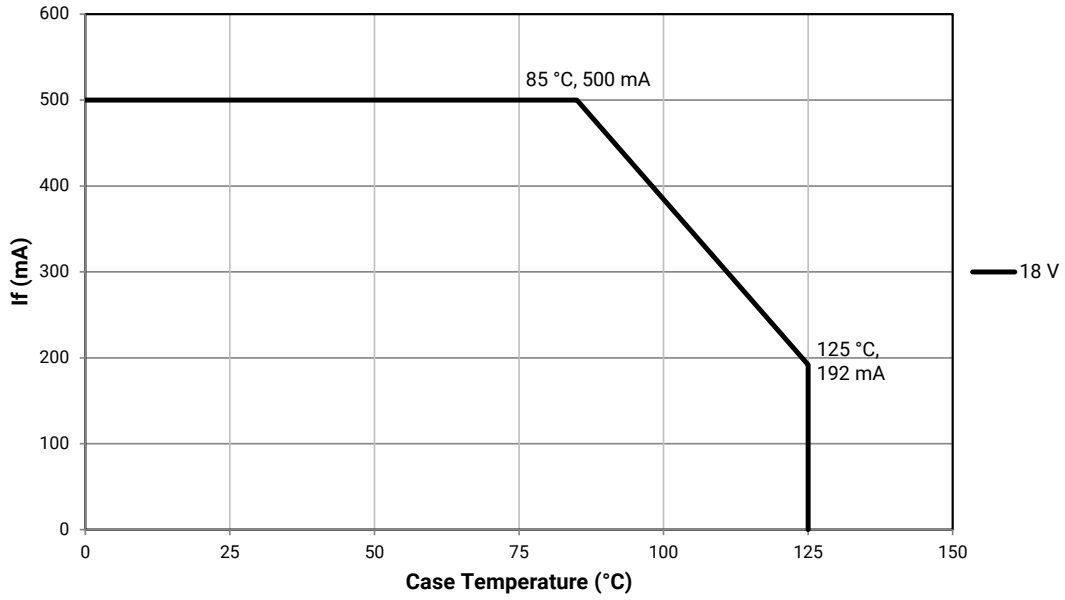
## OPERATING LIMITS

The maximum current rating of the CXB1304 depends on the case temperature ( $T_c$ ) when the LED has reached thermal equilibrium under steady-state operation. The graphs shown below assume that the system design employs good thermal management (thermal interface material and heat sink) and may vary when poor thermal management is employed. Please refer to the Mechanical Dimensions section on page 30 for the location of the  $T_c$  measurement point.

Another important factor in good thermal management is the temperature of the Light Emitting Surface (LES). Cree LED recommends a maximum LES temperature of 135 °C to ensure optimal LED lifetime. Please refer to the Thermal Design section on page 31 for more information on LES temperature measurement.



OPERATING LIMITS - CONTINUED



**FLUX CHARACTERISTICS, EASYWHITE® ORDER CODES AND BINS - 9 V (I<sub>F</sub> = 400 mA, T<sub>J</sub> = 85 °C)**

The following table provides order codes for XLamp CXB1304 LEDs. For a complete description of the order code nomenclature, please see the Bin and Order Code Formats section (page 30).

Nominal CCT	CRI*		Minimum Luminous Flux			2-Step		3-Step		5-Step	
	Min	Typ	Group	Flux (lm) @ 85 °C	Flux (lm) @ 25 °C**	Group	Order Code	Group	Order Code	Group	Order Code
6500 K	70	---	C4	475	525					65E	CXB1304-0000-000C0BC465E
			D2	510	563				CXB1304-0000-000C0BD265E		
			D4	550	607				CXB1304-0000-000C0BD465E		
	80	---	C2	440	486					65E	CXB1304-0000-000C0HC265E
			C4	475	525				CXB1304-0000-000C0HC465E		
			D2	510	563				CXB1304-0000-000C0HD265E		
5700 K	70	---	C4	475	525					57E	CXB1304-0000-000C0BC457E
			D2	510	563				CXB1304-0000-000C0BD257E		
			D4	550	607				CXB1304-0000-000C0BD457E		
	80	---	C2	440	486					57E	CXB1304-0000-000C0HC257E
			C4	475	525				CXB1304-0000-000C0HC457E		
			D2	510	563				CXB1304-0000-000C0HD257E		

- Notes
- Cree LED maintains a tolerance of ±7% on flux and power measurements, ±0.005 on chromaticity (CCx, CCy) measurements and a tolerance of ±2 on CRI measurements. See the Measurements section (page 33).
  - CXB1304 LED order codes specify only a minimum flux bin and not a maximum. Cree LED may ship reels in flux bins higher than the minimum specified by the order code without advance notice. Shipments will always adhere to the chromaticity bin restrictions specified by the order code.
- \* For 80 CRI minimum LEDs, CRI R9 minimum is 0 with a ±2 tolerance. For 90 CRI minimum LEDs, CRI R9 typical is 60.
- \*\* Flux values @ 25 °C are calculated and for reference only.

**FLUX CHARACTERISTICS, EASYWHITE® ORDER CODES AND BINS - 9 V (I<sub>F</sub> = 400 mA, T<sub>J</sub> = 85 °C) - CONTINUED**

Nominal CCT	CRI*		Minimum Luminous Flux			2-Step		3-Step		5-Step		
	Min	Typ	Group	Flux (lm) @ 85 °C	Flux (lm) @ 25 °C**	Group	Order Code	Group	Order Code	Group	Order Code	
5000 K	70	---	C4	475	525					50E	CXB1304-0000-000C0BC450E	
			D2	510	563				CXB1304-0000-000C0BD250E			
			D4	550	607				CXB1304-0000-000C0BD450E			
	80	---	C2	440	486			50G	CXB1304-0000-000C0HC250G	50E	CXB1304-0000-000C0HC250E	
			C4	475	525				CXB1304-0000-000C0HC450G		CXB1304-0000-000C0HC450E	
			D2	510	563				CXB1304-0000-000C0HD250G			
	90	92	B4	410	453			50G	CXB1304-0000-000C0UB450G			
			C2	440	486				CXB1304-0000-000C0UC250G			
			C4	475	525				CXB1304-0000-000C0UC450G			
4000 K	70	---	C4	475	525					40E	CXB1304-0000-000C0BC440E	
			D2	510	563						CXB1304-0000-000C0BD240E	
			D4	550	607						CXB1304-0000-000C0BD440E	
	80	---	C2	440	486		40H	CXB1304-0000-000C0HC240H	40G	CXB1304-0000-000C0HC240G		
			C4	475	525					CXB1304-0000-000C0HC440G		
			D2	510	563					CXB1304-0000-000C0HD240H		CXB1304-0000-000C0HD240G
	90	92	B2	380	420		40H	CXB1304-0000-000C0UB240H	40G	CXB1304-0000-000C0UB240G		
			B4	410	453					CXB1304-0000-000C0UB440H		CXB1304-0000-000C0UB440G
			C2	440	486					CXB1304-0000-000C0UC240H		CXB1304-0000-000C0UC240G

- Notes**
- Cree LED maintains a tolerance of ±7% on flux and power measurements, ±0.005 on chromaticity (CCx, CCy) measurements and a tolerance of ±2 on CRI measurements. See the Measurements section (page 33).
  - CXB1304 LED order codes specify only a minimum flux bin and not a maximum. Cree LED may ship reels in flux bins higher than the minimum specified by the order code without advance notice. Shipments will always adhere to the chromaticity bin restrictions specified by the order code.
- \* For 80 CRI minimum LEDs, CRI R9 minimum is 0 with a ±2 tolerance. For 90 CRI minimum LEDs, CRI R9 typical is 60.
- \*\* Flux values @ 25 °C are calculated and for reference only.

**FLUX CHARACTERISTICS, EASYWHITE® ORDER CODES AND BINS - 9 V (I<sub>F</sub> = 400 mA, T<sub>J</sub> = 85 °C) - CONTINUED**

Nominal CCT	CRI*		Minimum Luminous Flux			2-Step		3-Step		5-Step	
	Min	Typ	Group	Flux (lm) @ 85 °C	Flux (lm) @ 25 °C**	Group	Order Code	Group	Order Code	Group	Order Code
3500 K	80	---	B4	410	453	35H	CXB1304-0000-000C0HB435H	35G	CXB1304-0000-000C0HB435G		
			C2	440	486		CXB1304-0000-000C0HC235H		CXB1304-0000-000C0HC235G		
			C4	475	525		CXB1304-0000-000C0HC435H		CXB1304-0000-000C0HC435G		
	90	92	A4	355	392	35H	CXB1304-0000-000C0UA435H	35G	CXB1304-0000-000C0UA435G		
			B2	380	420		CXB1304-0000-000C0UB235H		CXB1304-0000-000C0UB235G		
			B4	410	453		CXB1304-0000-000C0UB435H		CXB1304-0000-000C0UB435G		
			C2	440	486		CXB1304-0000-000C0UC235H		CXB1304-0000-000C0UC235G		
	3000 K	80	---	B4	410	453	30H	CXB1304-0000-000C0HB430H	30G	CXB1304-0000-000C0HB430G	
C2				440	486	CXB1304-0000-000C0HC230H		CXB1304-0000-000C0HC230G			
C4				475	525	CXB1304-0000-000C0HC430H		CXB1304-0000-000C0HC430G			
90		92	A4	355	392	30H	CXB1304-0000-000C0UA430H	30G	CXB1304-0000-000C0UA430G		
			B2	380	420		CXB1304-0000-000C0UB230H		CXB1304-0000-000C0UB230G		
			B4	410	453		CXB1304-0000-000C0UB430H		CXB1304-0000-000C0UB430G		
2700 K	80	---	B4	410	453	27H	CXB1304-0000-000C0HB427H	27G	CXB1304-0000-000C0HB427G		
			C2	440	486		CXB1304-0000-000C0HC227H		CXB1304-0000-000C0HC227G		
			C4	475	525		CXB1304-0000-000C0HC427H		CXB1304-0000-000C0HC427G		
	90	92	A2	330	364	27H	CXB1304-0000-000C0UA227H	27G	CXB1304-0000-000C0UA227G		
			A4	355	392		CXB1304-0000-000C0UA427H		CXB1304-0000-000C0UA427G		
			B2	380	420		CXB1304-0000-000C0UB227H		CXB1304-0000-000C0UB227G		
2200 K	80	---	B2	380	420			22G	CXB1304-0000-000C0HB222G		

- Notes**
- Cree LED maintains a tolerance of ±7% on flux and power measurements, ±0.005 on chromaticity (CCx, CCy) measurements and a tolerance of ±2 on CRI measurements. See the Measurements section (page 33).
  - CXB1304 LED order codes specify only a minimum flux bin and not a maximum. Cree LED may ship reels in flux bins higher than the minimum specified by the order code without advance notice. Shipments will always adhere to the chromaticity bin restrictions specified by the order code.
  - \* For 80 CRI minimum LEDs, CRI R9 minimum is 0 with a ±2 tolerance. For 90 CRI minimum LEDs, CRI R9 typical is 60.
  - \*\* Flux values @ 25 °C are calculated and for reference only.

**FLUX CHARACTERISTICS, PREMIUM COLOR ORDER CODES AND BINS - 9 V ( $I_f = 400 \text{ mA}$ ,  $T_j = 85 \text{ °C}$ )**
**Fidelity**

Nominal CCT	CRI*		Minimum Luminous Flux			Typical Luminous Flux (lm) @ 85 °C	2-Step	
	Min	Typ	Group	Flux (lm) @ 85 °C	Flux (lm) @ 25 °C**		Group	Order Code
4000 K	95	98	B2	380	420	402	L5A	CXB1304-0000-000C0ZB2L5A
3500 K	95	98	A4	355	392	387	35H	CXB1304-0000-000C0ZA435H
3000 K	95	98	A4	355	392	372	30H	CXB1304-0000-000C0ZA430H
2700 K	95	98	A2	330	361	351	27H	CXB1304-0000-000C0ZA227H

**Specialty**

Nominal CCT	CRI		Minimum Luminous Flux			Typical Luminous Flux (lm) @ 85 °C	2-Step		3-Step			
	Min	Typ	Group	Flux (lm) @ 85 °C	Flux (lm) @ 25 °C**		Group	Order Code	Group	Order Code	Group	Order Code
3100 K	90	92	B4	410	453	430			31Q	CXB1304-0000-000C0UB431Q		
3000 K	80	82	C2	440	486	490	L7B	CXB1304-0000-000C0HC2L7B				
	90	92	B4	410	453	425			30Q	CXB1304-0000-000C0UB430Q	30U	CXB1304-0000-000C0UB430U
	95	98	A2	330	361	355	L7C	CXB1304-0000-000C0ZA2L7C				

**Notes**

- Cree LED maintains a tolerance of  $\pm 7\%$  on flux and power measurements,  $\pm 0.005$  on chromaticity (CCx, CCy) measurements and a tolerance of  $\pm 2$  on CRI measurements. See the Measurements section (page 33).
- CXB1304 LED order codes specify only a minimum flux bin and not a maximum. Cree LED may ship reels in flux bins higher than the minimum specified by the order code without advance notice. Shipments will always adhere to the chromaticity bin restrictions specified by the order code.
- \* For 80 CRI minimum LEDs, CRI R9 minimum is 0 with a  $\pm 2$  tolerance. For 90 CRI minimum LEDs, CRI R9 typical is 60.
- \*\* Flux values @ 25 °C are calculated and for reference only.



**FLUX CHARACTERISTICS, EASYWHITE® ORDER CODES AND BINS - 18 V (I<sub>F</sub> = 200 mA, T<sub>J</sub> = 85 °C)**

The following table provides order codes for XLamp CXB1304 LEDs. For a complete description of the order code nomenclature, please see the Bin and Order Code Formats section (page 30).

Nominal CCT	CRI*		Minimum Luminous Flux			2-Step		3-Step		5-Step	
	Min	Typ	Group	Flux (lm) @ 85 °C	Flux (lm) @ 25 °C**	Group	Order Code	Group	Order Code	Group	Order Code
6500 K	70	---	C4	475	525					65E	CXB1304-0000-000F0BC465E
			D2	510	563				CXB1304-0000-000F0BD265E		
			D4	550	607				CXB1304-0000-000F0BD465E		
	80	---	C2	440	486					65E	CXB1304-0000-000F0HC265E
			C4	475	525				CXB1304-0000-000F0HC465E		
			D2	510	563				CXB1304-0000-000F0HD265E		
5700 K	70	---	C4	475	525					57E	CXB1304-0000-000F0BC457E
			D2	510	563				CXB1304-0000-000F0BD257E		
			D4	550	607				CXB1304-0000-000F0BD457E		
	80	---	C2	440	486					57E	CXB1304-0000-000F0HC257E
			C4	475	525				CXB1304-0000-000F0HC457E		
			D2	510	563				CXB1304-0000-000F0HD257E		

- Notes
- Cree LED maintains a tolerance of ±7% on flux and power measurements, ±0.005 on chromaticity (CCx, CCy) measurements and a tolerance of ±2 on CRI measurements. See the Measurements section (page 33).
  - CXB1304 LED order codes specify only a minimum flux bin and not a maximum. Cree LED may ship reels in flux bins higher than the minimum specified by the order code without advance notice. Shipments will always adhere to the chromaticity bin restrictions specified by the order code.
- \* For 80 CRI minimum LEDs, CRI R9 minimum is 0 with a ±2 tolerance. For 90 CRI minimum LEDs, CRI R9 typical is 60.
- \*\* Flux values @ 25 °C are calculated and for reference only.

**FLUX CHARACTERISTICS, EASYWHITE® ORDER CODES AND BINS - 18 V (I<sub>F</sub> = 200 mA, T<sub>J</sub> = 85 °C) - CONTINUED**

Nominal CCT	CRI*		Minimum Luminous Flux			2-Step		3-Step		5-Step	
	Min	Typ	Group	Flux (lm) @ 85 °C	Flux (lm) @ 25 °C**	Group	Order Code	Group	Order Code	Group	Order Code
5000 K	70	---	C4	475	525					50E	CXB1304-0000-000F0BC450E
			D2	510	563				CXB1304-0000-000F0BD250E		
			D4	550	607				CXB1304-0000-000F0BD450E		
	80	---	C2	440	486			50G	CXB1304-0000-000F0HC250G	50E	CXB1304-0000-000F0HC250E
			C4	475	525				CXB1304-0000-000F0HC450G		CXB1304-0000-000F0HC450E
			D2	510	563				CXB1304-0000-000F0HD250G		
	90	92	B4	410	453			50G	CXB1304-0000-000F0UB450G		
			C2	440	486				CXB1304-0000-000F0UC250G		
			C4	475	525				CXB1304-0000-000F0UC450G		
4000 K	70	---	C4	475	525					40E	CXB1304-0000-000F0BC440E
			D2	510	563				CXB1304-0000-000F0BD240E		
			D4	550	607				CXB1304-0000-000F0BD440E		
	80	---	C2	440	486			40G	CXB1304-0000-000F0HC240H		
			C4	475	525	40H	CXB1304-0000-000F0HC440H		CXB1304-0000-000F0HC440G		
			D2	510	563		CXB1304-0000-000F0HD240H		CXB1304-0000-000F0HD240G		
	90	92	B2	380	420			40G	CXB1304-0000-000F0UB240H		
			B4	410	453	40H	CXB1304-0000-000F0UB440H		CXB1304-0000-000F0UB440G		
			C2	440	486		CXB1304-0000-000F0UC240H		CXB1304-0000-000F0UC240G		

- Notes**
- Cree LED maintains a tolerance of ±7% on flux and power measurements, ±0.005 on chromaticity (CCx, CCy) measurements and a tolerance of ±2 on CRI measurements. See the Measurements section (page 33).
  - CXB1304 LED order codes specify only a minimum flux bin and not a maximum. Cree LED may ship reels in flux bins higher than the minimum specified by the order code without advance notice. Shipments will always adhere to the chromaticity bin restrictions specified by the order code.
  - \* For 80 CRI minimum LEDs, CRI R9 minimum is 0 with a ±2 tolerance. For 90 CRI minimum LEDs, CRI R9 typical is 60.
  - \*\* Flux values @ 25 °C are calculated and for reference only.

**FLUX CHARACTERISTICS, EASYWHITE® ORDER CODES AND BINS - 18 V (I<sub>F</sub> = 200 mA, T<sub>J</sub> = 85 °C) - CONTINUED**

Nominal CCT	CRI*		Minimum Luminous Flux			2-Step		3-Step		5-Step	
	Min	Typ	Group	Flux (lm) @ 85 °C	Flux (lm) @ 25 °C**	Group	Order Code	Group	Order Code	Group	Order Code
3500 K	80	---	B4	410	453	35H	CXB1304-0000-000F0HB435H	35G	CXB1304-0000-000F0HB435G		
			C2	440	486		CXB1304-0000-000F0HC235H		CXB1304-0000-000F0HC235G		
			C4	475	525		CXB1304-0000-000F0HC435H		CXB1304-0000-000F0HC435G		
	90	92	A4	355	392	35H	CXB1304-0000-000F0UA435H	35G	CXB1304-0000-000F0UA435G		
			B2	380	420		CXB1304-0000-000F0UB235H		CXB1304-0000-000F0UB235G		
			B4	410	453		CXB1304-0000-000F0UB435H		CXB1304-0000-000F0UB435G		
			C2	440	486		CXB1304-0000-000F0UC235H		CXB1304-0000-000F0UC235G		
	3000 K	80	---	B4	410	453	30H	CXB1304-0000-000F0HB430H	30G	CXB1304-0000-000F0HB430G	
C2				440	486	CXB1304-0000-000F0HC230H		CXB1304-0000-000F0HC230G			
C4				475	525	CXB1304-0000-000F0HC430H		CXB1304-0000-000F0HC430G			
90		92	A4	355	392	30H	CXB1304-0000-000F0UA430H	30G	CXB1304-0000-000F0UA430G		
			B2	380	420		CXB1304-0000-000F0UB230H		CXB1304-0000-000F0UB230G		
			B4	410	453		CXB1304-0000-000F0UB430H		CXB1304-0000-000F0UB430G		
2700 K	80	---	B4	410	453	27H	CXB1304-0000-000F0HB427H	27G	CXB1304-0000-000F0HB427G		
			C2	440	486		CXB1304-0000-000F0HC227H		CXB1304-0000-000F0HC227G		
			C4	475	525		CXB1304-0000-000F0HC427H		CXB1304-0000-000F0HC427G		
	90	92	A2	330	364	27H	CXB1304-0000-000F0UA227H	27G	CXB1304-0000-000F0UA227G		
			A4	355	392		CXB1304-0000-000F0UA427H		CXB1304-0000-000F0UA427G		
			B2	380	420		CXB1304-0000-000F0UB227H		CXB1304-0000-000F0UB227G		
2200 K	80	---	B2	380	420			22G	CXB1304-0000-000F0HB222G		

- Notes**
- Cree LED maintains a tolerance of ±7% on flux and power measurements, ±0.005 on chromaticity (CCx, CCy) measurements and a tolerance of ±2 on CRI measurements. See the Measurements section (page 33).
  - CXB1304 LED order codes specify only a minimum flux bin and not a maximum. Cree LED may ship reels in flux bins higher than the minimum specified by the order code without advance notice. Shipments will always adhere to the chromaticity bin restrictions specified by the order code.
  - \* For 80 CRI minimum LEDs, CRI R9 minimum is 0 with a ±2 tolerance. For 90 CRI minimum LEDs, CRI R9 typical is 60.
  - \*\* Flux values @ 25 °C are calculated and for reference only.

**FLUX CHARACTERISTICS, PREMIUM COLOR ORDER CODES AND BINS - 18 V ( $I_f = 200 \text{ mA}$ ,  $T_j = 85 \text{ °C}$ )**
**Fidelity**

Nominal CCT	CRI*		Minimum Luminous Flux			Typical Luminous Flux (lm) @ 85 °C	2-Step	
	Min	Typ	Group	Flux (lm) @ 85 °C	Flux (lm) @ 25 °C**		Group	Order Code
4000 K	95	98	B2	380	420	402	L5A	CXB1304-0000-000F0ZB2L5A
3500 K	95	98	A4	355	392	387	35H	CXB1304-0000-000F0ZA435H
3000 K	95	98	A4	355	392	372	30H	CXB1304-0000-000F0ZA430H
2700 K	95	98	A2	330	361	351	27H	CXB1304-0000-000F0ZA227H

**Specialty**

Nominal CCT	CRI		Minimum Luminous Flux			Typical Luminous Flux (lm) @ 85 °C	2-Step		3-Step			
	Min	Typ	Group	Flux (lm) @ 85 °C	Flux (lm) @ 25 °C**		Group	Order Code	Group	Order Code	Group	Order Code
3100 K	90	92	B4	410	453	430			31Q	CXB1304-0000-000F0UB431Q		
3000 K	80	82	C2	440	486	490	L7B	CXB1304-0000-000F0HC2L7B				
	90	92	B4	410	453	425			30Q	CXB1304-0000-000F0UB430Q	30U	CXB1304-0000-000F0UB430U
	95	98	A2	330	361	355	L7C	CXB1304-0000-000F0ZA2L7C				

**Notes**

- Cree LED maintains a tolerance of  $\pm 7\%$  on flux and power measurements,  $\pm 0.005$  on chromaticity (CCx, CCy) measurements and a tolerance of  $\pm 2$  on CRI measurements. See the Measurements section (page 33).
- CXB1304 LED order codes specify only a minimum flux bin and not a maximum. Cree LED may ship reels in flux bins higher than the minimum specified by the order code without advance notice. Shipments will always adhere to the chromaticity bin restrictions specified by the order code.
- \* For 80 CRI minimum LEDs, CRI R9 minimum is 0 with a  $\pm 2$  tolerance. For 90 CRI minimum LEDs, CRI R9 typical is 60.
- \*\* Flux values @ 25 °C are calculated and for reference only.

**FLUX CHARACTERISTICS, EASYWHITE® ORDER CODES AND BINS - 36 V (I<sub>F</sub> = 100 mA, T<sub>J</sub> = 85 °C)**

The following table provides order codes for XLamp CXB1304 LEDs. For a complete description of the order code nomenclature, please see the Bin and Order Code Formats section (page 30).

Nominal CCT	CRI*		Minimum Luminous Flux			2-Step		3-Step		5-Step	
	Min	Typ	Group	Flux (lm) @ 85 °C	Flux (lm) @ 25 °C**	Group	Order Code	Group	Order Code	Group	Order Code
6500 K	70	---	C4	475	525					65E	CXB1304-0000-000N0BC465E
			D2	510	563				CXB1304-0000-000N0BD265E		
			D4	550	607				CXB1304-0000-000N0BD465E		
	80	---	C2	440	486					65E	CXB1304-0000-000N0HC265E
			C4	475	525				CXB1304-0000-000N0HC465E		
			D2	510	563				CXB1304-0000-000N0HD265E		
5700 K	70	---	C4	475	525					57E	CXB1304-0000-000N0BC457E
			D2	510	563				CXB1304-0000-000N0BD257E		
			D4	550	607				CXB1304-0000-000N0BD457E		
	80	---	C2	440	486					57E	CXB1304-0000-000N0HC257E
			C4	475	525				CXB1304-0000-000N0HC457E		
			D2	510	563				CXB1304-0000-000N0HD257E		

- Notes
- Cree LED maintains a tolerance of ±7% on flux and power measurements, ±0.005 on chromaticity (CCx, CCy) measurements and a tolerance of ±2 on CRI measurements. See the Measurements section (page 33).
  - CXB1304 LED order codes specify only a minimum flux bin and not a maximum. Cree LED may ship reels in flux bins higher than the minimum specified by the order code without advance notice. Shipments will always adhere to the chromaticity bin restrictions specified by the order code.
- \* For 80 CRI minimum LEDs, CRI R9 minimum is 0 with a ±2 tolerance. For 90 CRI minimum LEDs, CRI R9 typical is 60.
- \*\* Flux values @ 25 °C are calculated and for reference only.

**FLUX CHARACTERISTICS, EASYWHITE® ORDER CODES AND BINS - 36 V (I<sub>F</sub> = 100 mA, T<sub>J</sub> = 85 °C) - CONTINUED**

Nominal CCT	CRI*		Minimum Luminous Flux			2-Step		3-Step		5-Step	
	Min	Typ	Group	Flux (lm) @ 85 °C	Flux (lm) @ 25 °C**	Group	Order Code	Group	Order Code	Group	Order Code
5000 K	70	---	C4	475	525					50E	CXB1304-0000-000N0BC450E
			D2	510	563				CXB1304-0000-000N0BD250E		
			D4	550	607				CXB1304-0000-000N0BD450E		
	80	---	C2	440	486			50G	CXB1304-0000-000N0HC250G	50E	CXB1304-0000-000N0HC250E
			C4	475	525				CXB1304-0000-000N0HC450G		CXB1304-0000-000N0HC450E
			D2	510	563				CXB1304-0000-000N0HD250G		
	90	92	B4	410	453			50G	CXB1304-0000-000N0UB450G		
			C2	440	486				CXB1304-0000-000N0UC250G		
			C4	475	525				CXB1304-0000-000N0UC450G		
4000 K	70	---	C4	475	525					40E	CXB1304-0000-000N0BC440E
			D2	510	563				CXB1304-0000-000N0BD240E		
			D4	550	607				CXB1304-0000-000N0BD440E		
	80	---	C2	440	486			40G	CXB1304-0000-000N0HC240H		
			C4	475	525	40H	CXB1304-0000-000N0HC440H		CXB1304-0000-000N0HC440G		
			D2	510	563		CXB1304-0000-000N0HD240H		CXB1304-0000-000N0HD240G		
	90	92	B2	380	420			40G	CXB1304-0000-000N0UB240H		
			B4	410	453	40H	CXB1304-0000-000N0UB440H		CXB1304-0000-000N0UB440G		
			C2	440	486		CXB1304-0000-000N0UC240H		CXB1304-0000-000N0UC240G		

- Notes
- Cree LED maintains a tolerance of ±7% on flux and power measurements, ±0.005 on chromaticity (CCx, CCy) measurements and a tolerance of ±2 on CRI measurements. See the Measurements section (page 33).
  - CXB1304 LED order codes specify only a minimum flux bin and not a maximum. Cree LED may ship reels in flux bins higher than the minimum specified by the order code without advance notice. Shipments will always adhere to the chromaticity bin restrictions specified by the order code.
- \* For 80 CRI minimum LEDs, CRI R9 minimum is 0 with a ±2 tolerance. For 90 CRI minimum LEDs, CRI R9 typical is 60.
- \*\* Flux values @ 25 °C are calculated and for reference only.

**FLUX CHARACTERISTICS, EASYWHITE® ORDER CODES AND BINS - 36 V (I<sub>F</sub> = 100 mA, T<sub>J</sub> = 85 °C) - CONTINUED**

Nominal CCT	CRI*		Minimum Luminous Flux			2-Step		3-Step		5-Step	
	Min	Typ	Group	Flux (lm) @ 85 °C	Flux (lm) @ 25 °C**	Group	Order Code	Group	Order Code	Group	Order Code
3500 K	80	---	B4	410	453	35H	CXB1304-0000-000N0HB435H	35G	CXB1304-0000-000N0HB435G		
			C2	440	486		CXB1304-0000-000N0HC235H		CXB1304-0000-000N0HC235G		
			C4	475	525		CXB1304-0000-000N0HC435H		CXB1304-0000-000N0HC435G		
	90	92	A4	355	392	35H	CXB1304-0000-000N0UA435H	35G	CXB1304-0000-000N0UA435G		
			B2	380	420		CXB1304-0000-000N0UB235H		CXB1304-0000-000N0UB235G		
			B4	410	453		CXB1304-0000-000N0UB435H		CXB1304-0000-000N0UB435G		
			C2	440	486		CXB1304-0000-000N0UC235H		CXB1304-0000-000N0UC235G		
	3000 K	80	---	B4	410	453	30H	CXB1304-0000-000N0HB430H	30G	CXB1304-0000-000N0HB430G	
C2				440	486	CXB1304-0000-000N0HC230H		CXB1304-0000-000N0HC230G			
C4				475	525	CXB1304-0000-000N0HC430H		CXB1304-0000-000N0HC430G			
90		92	A4	355	392	30H	CXB1304-0000-000N0UA430H	30G	CXB1304-0000-000N0UA430G		
			B2	380	420		CXB1304-0000-000N0UB230H		CXB1304-0000-000N0UB230G		
			B4	410	453		CXB1304-0000-000N0UB430H		CXB1304-0000-000N0UB430G		
2700 K	80	---	B4	410	453	27H	CXB1304-0000-000N0HB427H	27G	CXB1304-0000-000N0HB427G		
			C2	440	486		CXB1304-0000-000N0HC227H		CXB1304-0000-000N0HC227G		
			C4	475	525		CXB1304-0000-000N0HC427H		CXB1304-0000-000N0HC427G		
	90	92	A2	330	364	27H	CXB1304-0000-000N0UA227H	27G	CXB1304-0000-000N0UA227G		
			A4	355	392		CXB1304-0000-000N0UA427H		CXB1304-0000-000N0UA427G		
			B2	380	420		CXB1304-0000-000N0UB227H		CXB1304-0000-000N0UB227G		
2200 K	80	---	B2	380	420			22G	CXB1304-0000-000N0HB222G		

- Notes**
- Cree LED maintains a tolerance of ±7% on flux and power measurements, ±0.005 on chromaticity (CCx, CCy) measurements and a tolerance of ±2 on CRI measurements. See the Measurements section (page 33).
  - CXB1304 LED order codes specify only a minimum flux bin and not a maximum. Cree LED may ship reels in flux bins higher than the minimum specified by the order code without advance notice. Shipments will always adhere to the chromaticity bin restrictions specified by the order code.
  - \* For 80 CRI minimum LEDs, CRI R9 minimum is 0 with a ±2 tolerance. For 90 CRI minimum LEDs, CRI R9 typical is 60.
  - \*\* Flux values @ 25 °C are calculated and for reference only.

**FLUX CHARACTERISTICS, PREMIUM COLOR ORDER CODES AND BINS - 36 V (I<sub>f</sub> = 100 mA, T<sub>j</sub> = 85 °C)**

**Fidelity**

Nominal CCT	CRI*		Minimum Luminous Flux			Typical Luminous Flux (lm) @ 85 °C	2-Step	
	Min	Typ	Group	Flux (lm) @ 85 °C	Flux (lm) @ 25 °C**		Group	Order Code
4000 K	95	98	B2	380	420	402	L5A	CXB1304-0000-000N0ZB2L5A
3500 K	95	98	A4	355	392	387	35H	CXB1304-0000-000N0ZA435H
3000 K	95	98	A4	355	392	372	30H	CXB1304-0000-000N0ZA430H
2700 K	95	98	A2	330	361	351	27H	CXB1304-0000-000N0ZA227H

**Specialty**

Nominal CCT	CRI		Minimum Luminous Flux			Typical Luminous Flux (lm) @ 85 °C	2-Step		3-Step			
	Min	Typ	Group	Flux (lm) @ 85 °C	Flux (lm) @ 25 °C**		Group	Order Code	Group	Order Code	Group	Order Code
3100 K	90	92	B4	410	453	430			31Q	CXB1304-0000-000N0UB431Q		
3000 K	80	82	C2	440	486	490	L7B	CXB1304-0000-000N0HC2L7B				
	90	92	B4	410	453	425			30Q	CXB1304-0000-000N0UB430Q	30U	CXB1304-0000-000N0UB430U
	95	98	A2	330	361	355	L7C	CXB1304-0000-000N0ZA2L7C				

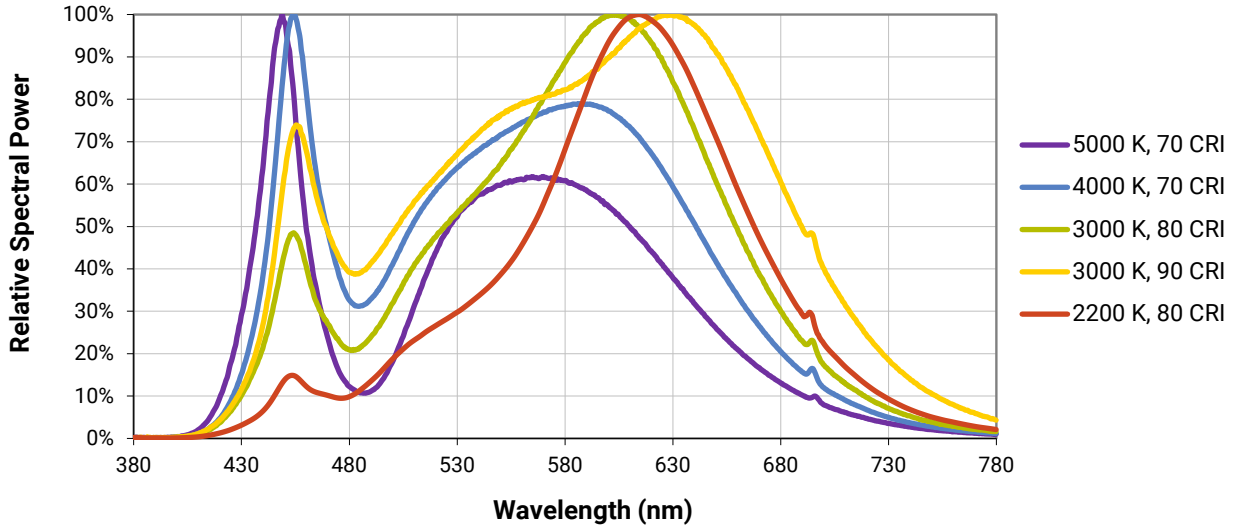
**Notes**

- Cree LED maintains a tolerance of ±7% on flux and power measurements, ±0.005 on chromaticity (CCx, CCy) measurements and a tolerance of ±2 on CRI measurements. See the Measurements section (page 33).
- CXB1304 LED order codes specify only a minimum flux bin and not a maximum. Cree LED may ship reels in flux bins higher than the minimum specified by the order code without advance notice. Shipments will always adhere to the chromaticity bin restrictions specified by the order code.
- \* For 80 CRI minimum LEDs, CRI R9 minimum is 0 with a ±2 tolerance. For 90 CRI minimum LEDs, CRI R9 typical is 60.
- \*\* Flux values @ 25 °C are calculated and for reference only.



**RELATIVE SPECTRAL POWER DISTRIBUTION, EASYWHITE®**

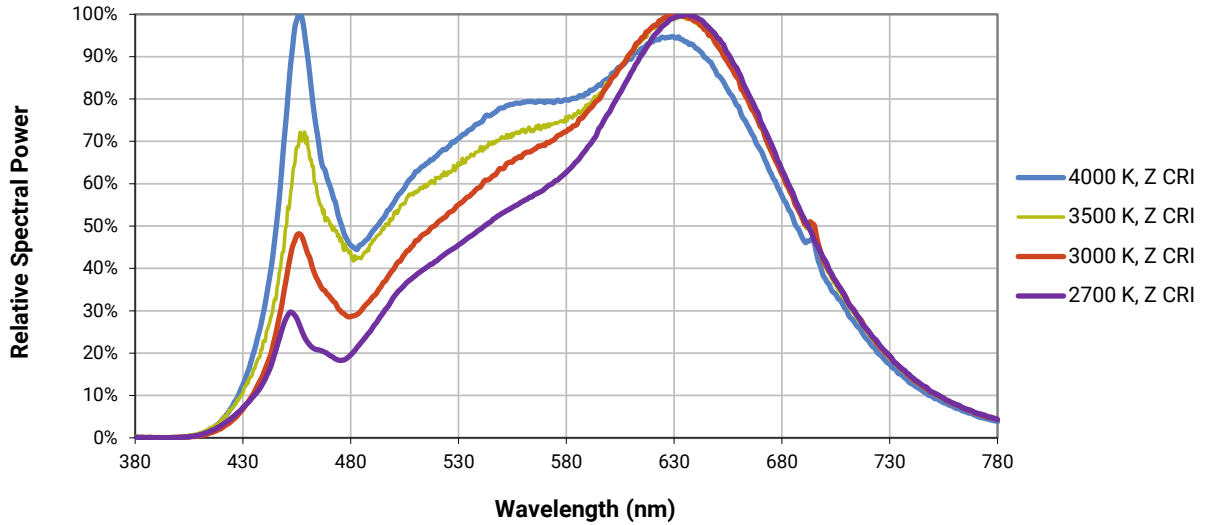
The following graph is the result of a series of pulsed measurements at 400 mA for the 9-V CXB1304 LED, 200 mA for the 18-V CXB1304 LED and 100 mA for the 36-V CXB1304 LED and  $T_j = 85\text{ }^\circ\text{C}$ .



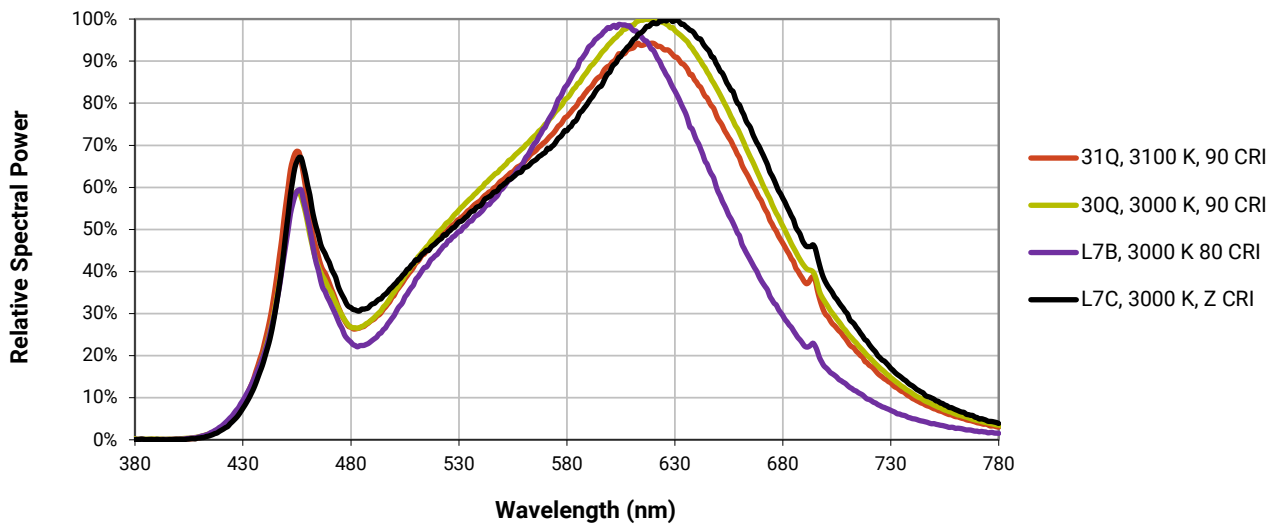
## RELATIVE SPECTRAL POWER DISTRIBUTION, PREMIUM COLOR

The following graphs are the result of a series of pulsed measurements at 400 mA for the 9-V CXB1304 LED, 200 mA for the 18-V CXB1304 LED and 100 mA for the 36-V CXB1304 LED and  $T_j = 85^\circ\text{C}$

### Fidelity

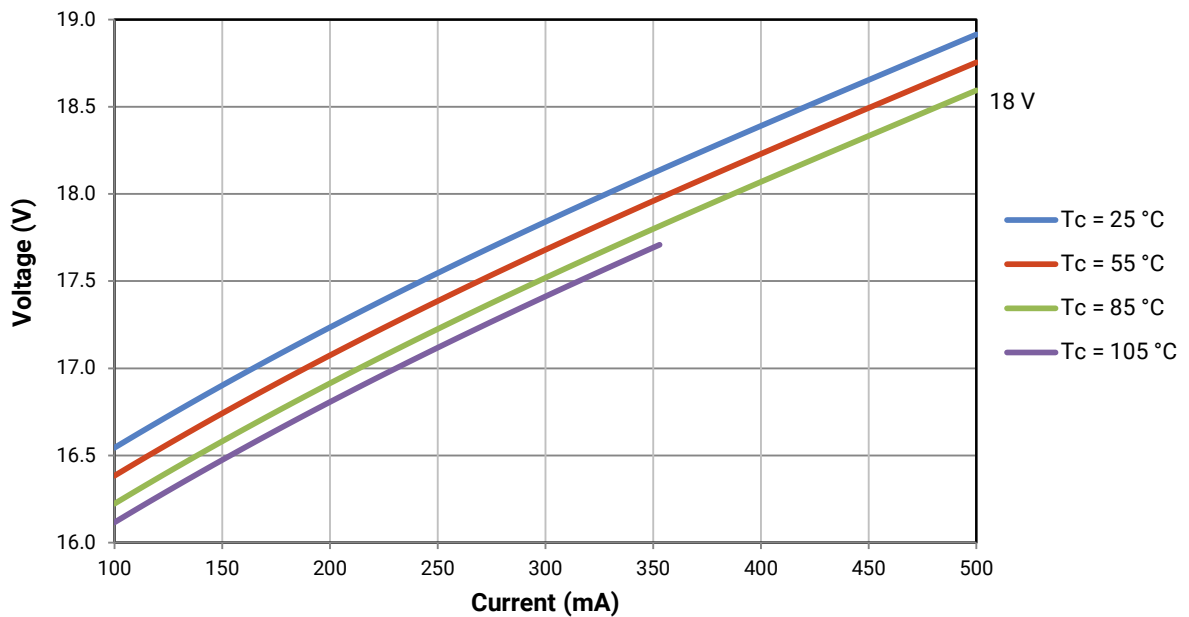
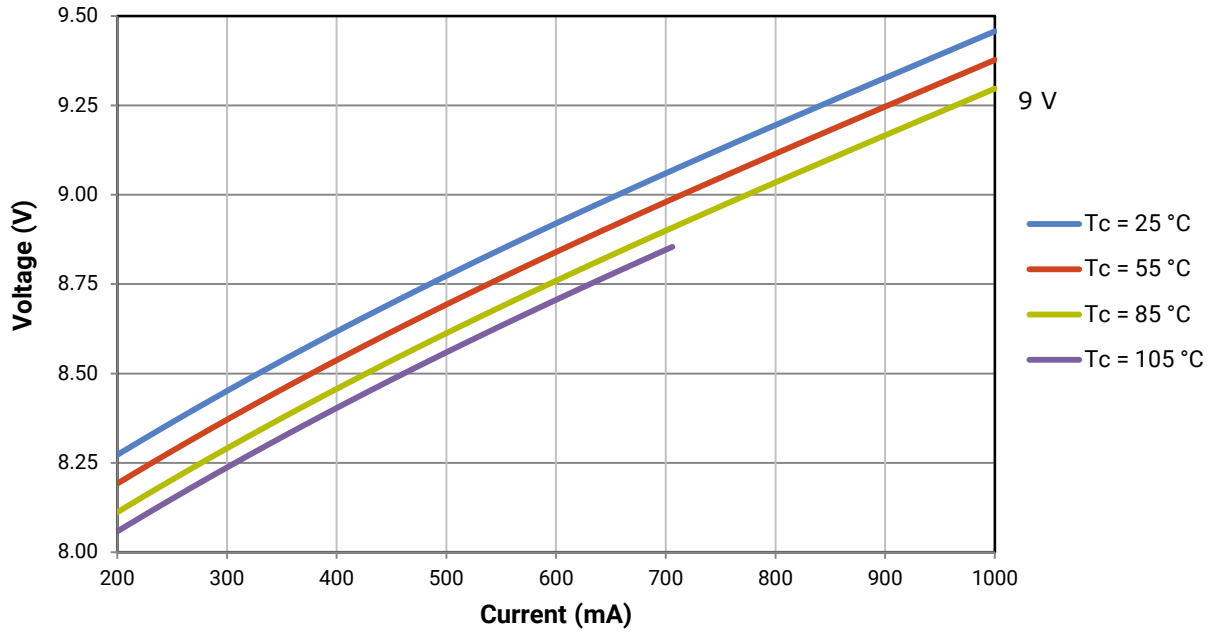


### Specialty

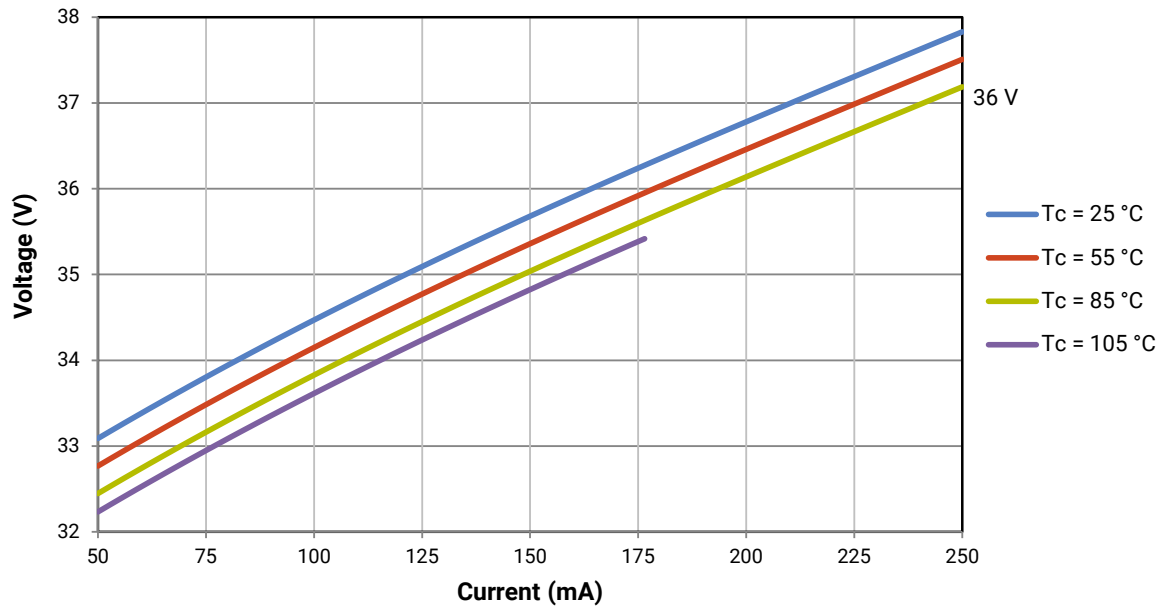


## ELECTRICAL CHARACTERISTICS

The following graphs are the result of a series of steady-state measurements.



ELECTRICAL CHARACTERISTICS - CONTINUED

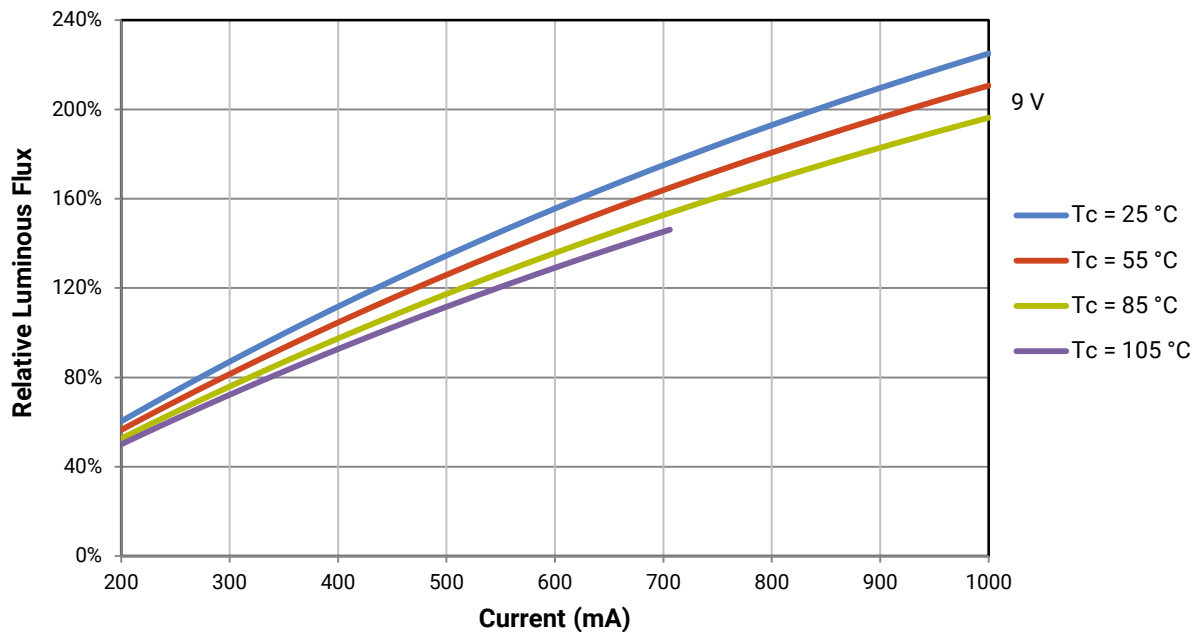


## RELATIVE LUMINOUS FLUX

The relative luminous flux values provided below are the ratio of:

- Measurements of CXB1304 at steady-state operation at the given conditions, divided by
- Flux measured during binning, which is a pulsed measurement at 400 mA at  $T_j = 85^\circ\text{C}$  for the 9-V CXB1304 LED.

Using the 9-V CXB1304 LED as an example, at steady-state operation of  $T_c = 55^\circ\text{C}$ ,  $I_f = 300\text{ mA}$ , the relative luminous flux ratio is 80% in the chart below. A 9-V CXB1304 LED that measures 380 lm during binning will deliver 304 lm ( $380 \times 0.8$ ) at steady-state operation of  $T_c = 55^\circ\text{C}$ ,  $I_f = 300\text{ mA}$ .

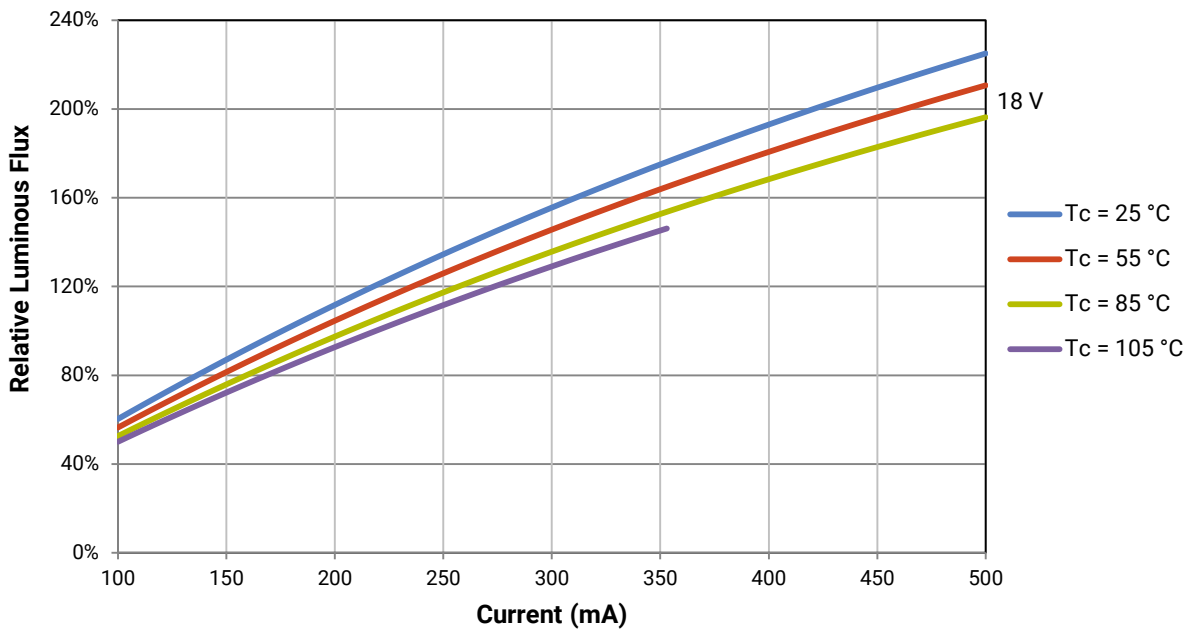


## RELATIVE LUMINOUS FLUX - CONTINUED

The relative luminous flux values provided below are the ratio of:

- Measurements of CXB1304 at steady-state operation at the given conditions, divided by
- Flux measured during binning, which is a pulsed measurement at 200 mA at  $T_j = 85\text{ }^\circ\text{C}$  for the 18-V CXB1304 LED.

Using the 18-V CXB1304 LED as an example, at steady-state operation of  $T_c = 55\text{ }^\circ\text{C}$ ,  $I_f = 150\text{ mA}$ , the relative luminous flux ratio is 80% in the chart below. An 18-V CXB1304 LED that measures 380 lm during binning will deliver 304 lm ( $380 \times 0.8$ ) at steady-state operation of  $T_c = 55\text{ }^\circ\text{C}$ ,  $I_f = 150\text{ mA}$ .

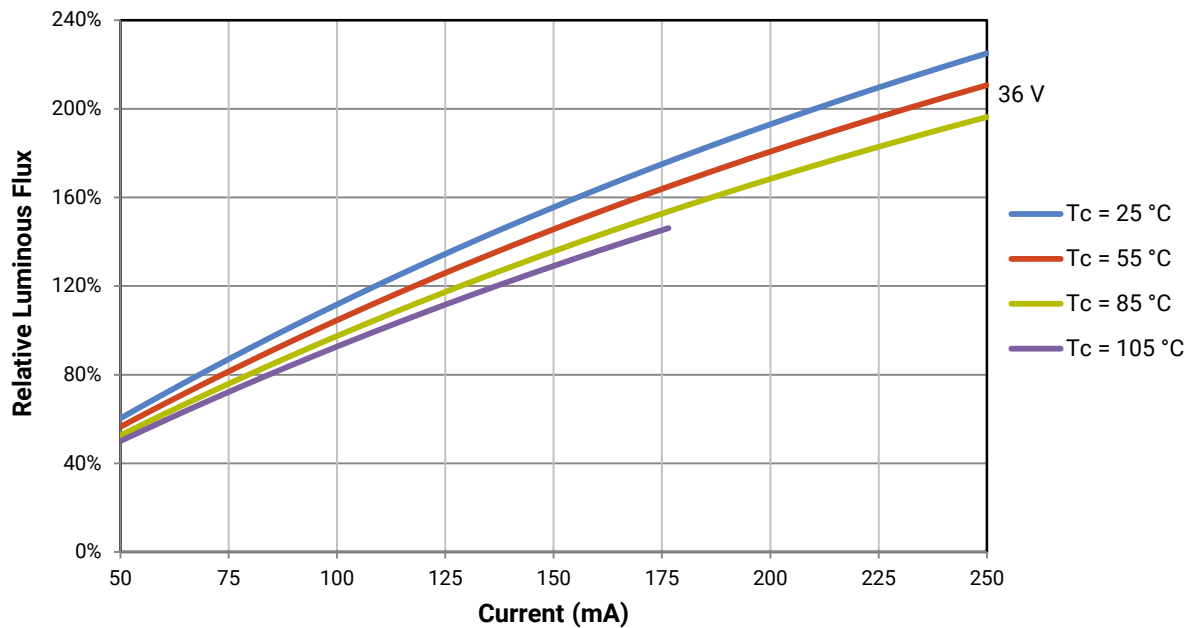


## RELATIVE LUMINOUS FLUX - CONTINUED

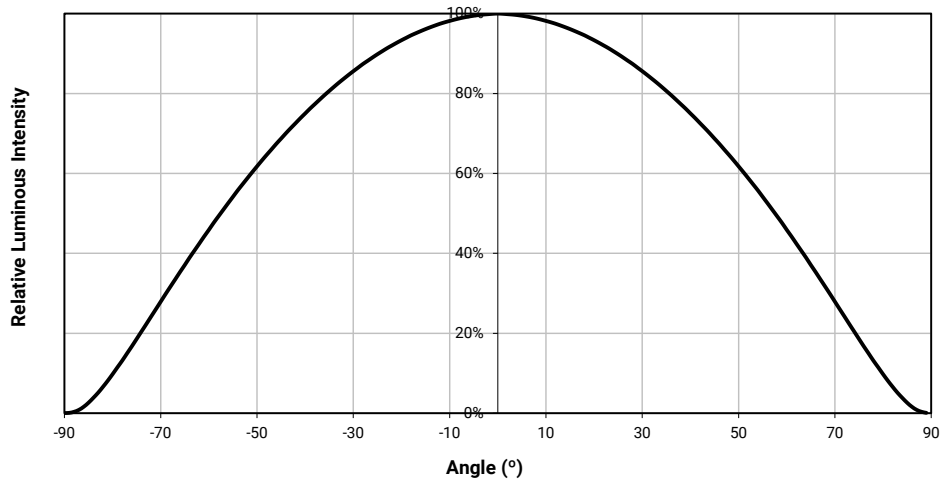
The relative luminous flux values provided below are the ratio of:

- Measurements of CXB1304 at steady-state operation at the given conditions, divided by
- Flux measured during binning, which is a pulsed measurement at 100 mA at  $T_j = 85^\circ\text{C}$  for the 36-V CXB1304 LED.

Using the 36-V CXB1304 LED as an example, at steady-state operation of  $T_c = 55^\circ\text{C}$ ,  $I_f = 75\text{ mA}$ , the relative luminous flux ratio is 80% in the chart below. A 36-V CXB1304 LED that measures 380 lm during binning will deliver 304 lm ( $380 * 0.8$ ) at steady-state operation of  $T_c = 55^\circ\text{C}$ ,  $I_f = 75\text{ mA}$ .



## TYPICAL SPATIAL DISTRIBUTION



## PERFORMANCE GROUPS - BRIGHTNESS (9 V, I<sub>F</sub> = 400 mA; 18 V, I<sub>F</sub> = 200 mA; 36 V, I<sub>F</sub> = 100 mA, T<sub>J</sub> = 85 °C)

XLamp CXB1304 LEDs are tested for luminous flux and placed into one of the following bins.

Group Code	Minimum Luminous Flux	Maximum Luminous Flux
A2	330	355
A4	355	380
B2	380	410
B4	410	440
C2	440	475
C4	475	510
D2	510	550
D4	550	590
E2	590	635



## PERFORMANCE GROUPS - CHROMATICITY ( $T_j = 85\text{ °C}$ )

XLamp CMB1304 LEDs are tested for chromaticity and placed into one of the regions defined by the following bounding coordinates.

EasyWhite Color Temperatures – 2-Step			
Code	CCT	x	y
40H	4000 K	0.3777	0.3739
		0.3797	0.3816
		0.3861	0.3855
		0.3838	0.3777
35H	3500 K	0.4022	0.3858
		0.4053	0.3942
		0.4125	0.3977
		0.4091	0.3891
30H	3000 K	0.4287	0.3975
		0.4328	0.4064
		0.4390	0.4086
		0.4347	0.3996
27H	2700 K	0.4524	0.4048
		0.4574	0.4140
		0.4633	0.4154
		0.4581	0.4062

EasyWhite Color Temperatures – 3-Step Ellipse						
Bin Code	CCT	Center Point		Major Axis	Minor Axis	Rotation Angle (°)
		x	y	a	b	
50G	5000 K	0.3447	0.3553	0.00840	0.00312	65.0
40G	4000 K	0.3818	0.3797	0.00939	0.00402	53.7
35G	3500 K	0.4073	0.3917	0.00927	0.00414	54.0
30G	3000 K	0.4338	0.4030	0.00834	0.00408	53.2
27G	2700 K	0.4577	0.4099	0.00834	0.00420	48.5
22G	2200 K	0.5066	0.4158	0.00980	0.00480	45.5

EasyWhite Color Temperatures – 5-Step Ellipse						
Bin Code	CCT	Center Point		Major Axis	Minor Axis	Rotation Angle (°)
		x	y	a	b	
65E	6500 K	0.3123	0.3282	0.01110	0.00550	61.0
57E	5700 K	0.3287	0.3417	0.01230	0.00600	72.0
50E	5000 K	0.3447	0.3553	0.01400	0.00520	65.0
40E	4000 K	0.3818	0.3797	0.01565	0.00670	53.7

**PREMIUM COLOR PERFORMANCE GROUPS - CHROMATICITY ( $T_j = 85\text{ }^\circ\text{C}$ )**

XLamp CXB1304 LEDs are tested for chromaticity and placed into one of the regions defined by the following bounding coordinates.

**Fidelity**

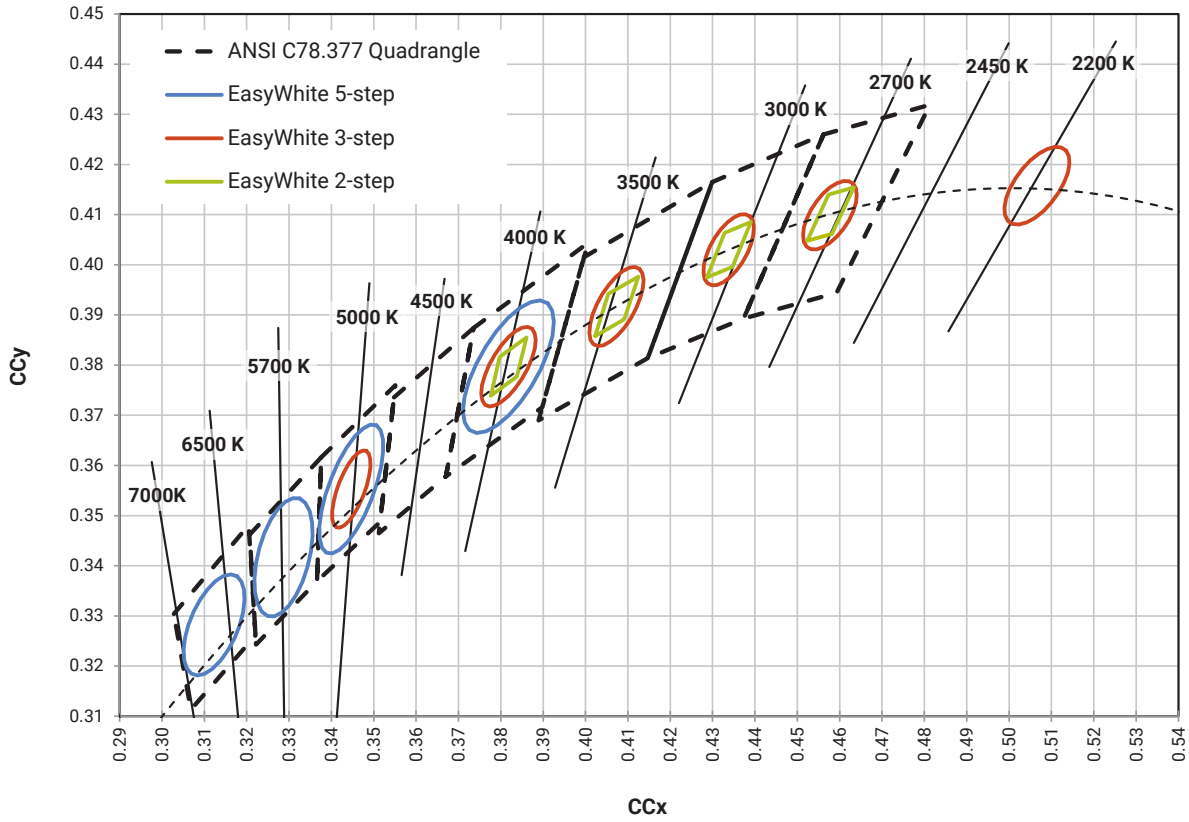
EasyWhite Color Temperatures – 2-Step			
Code	CCT	x	y
L5A	4000 K	0.3764	0.3711
		0.3784	0.3787
		0.3847	0.3826
		0.3825	0.3748
35H	3500 K	0.4022	0.3858
		0.4053	0.3942
		0.4125	0.3977
		0.4091	0.3891
30H	3000 K	0.4287	0.3975
		0.4328	0.4064
		0.4390	0.4086
		0.4347	0.3996
27H	2700 K	0.4524	0.4048
		0.4574	0.4140
		0.4633	0.4154
		0.4581	0.4062

**Specialty**

EasyWhite Color Temperatures – 2-Step			
Code	CCT	x	y
L7B	3000 K	0.4263	0.3848
		0.4296	0.3916
		0.4361	0.3938
		0.4326	0.3868
L7C	3000 K	0.4192	0.3754
		0.4224	0.3823
		0.4291	0.3847
		0.4257	0.3777

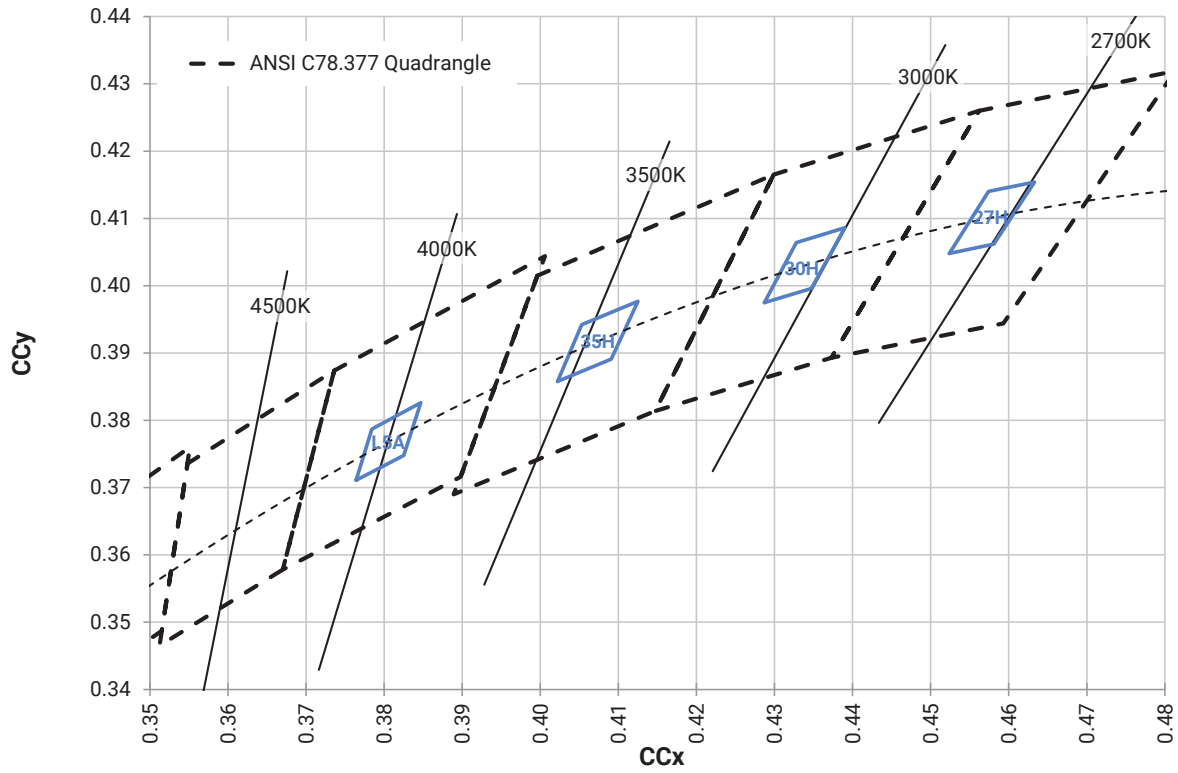
EasyWhite Color Temperatures – 3-Step Ellipse						
Bin Code	CCT	Center Point		Major Axis	Minor Axis	Rotation Angle (°)
		x	y	a	b	
31Q	3100 K	0.4236	0.3888	0.00848	0.00455	50.3
30Q	3000 K	0.4305	0.3935	0.00834	0.00408	53.2
30U	3000 K	0.4274	0.3837	0.00834	0.00408	53.2

EASYWHITE® BINS PLOTTED ON THE 1931 CIE COLOR SPACE ( $T_j = 85\text{ }^\circ\text{C}$ )



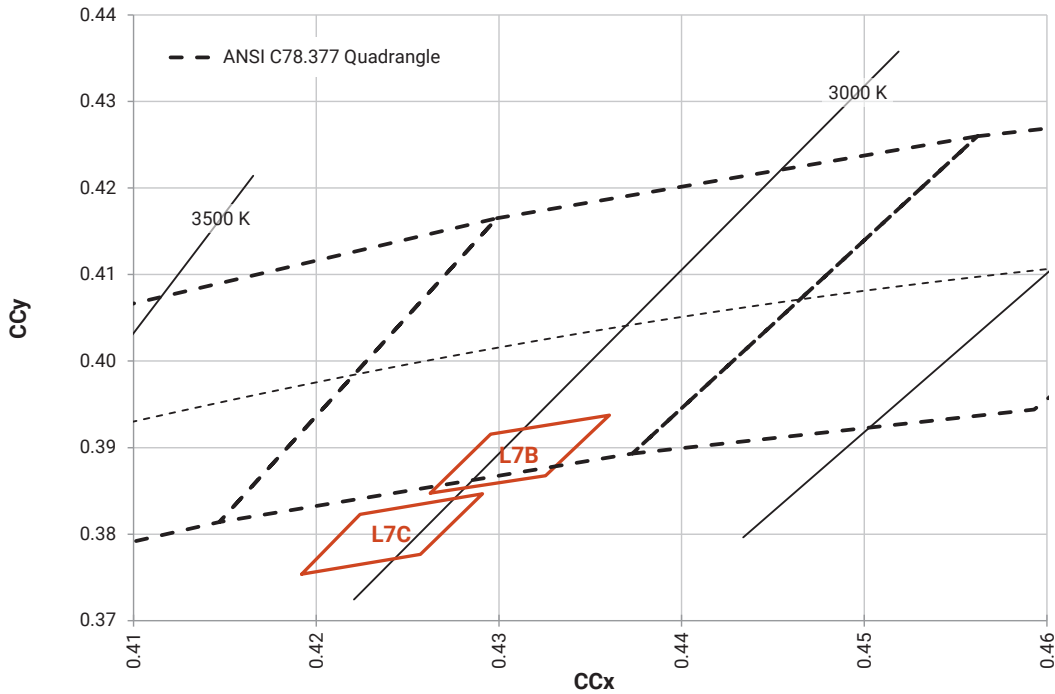
PREMIUM COLOR BINS PLOTTED ON THE 1931 CIE COLOR SPACE ( $T_j = 85\text{ }^\circ\text{C}$ )

Fidelity (2-step)

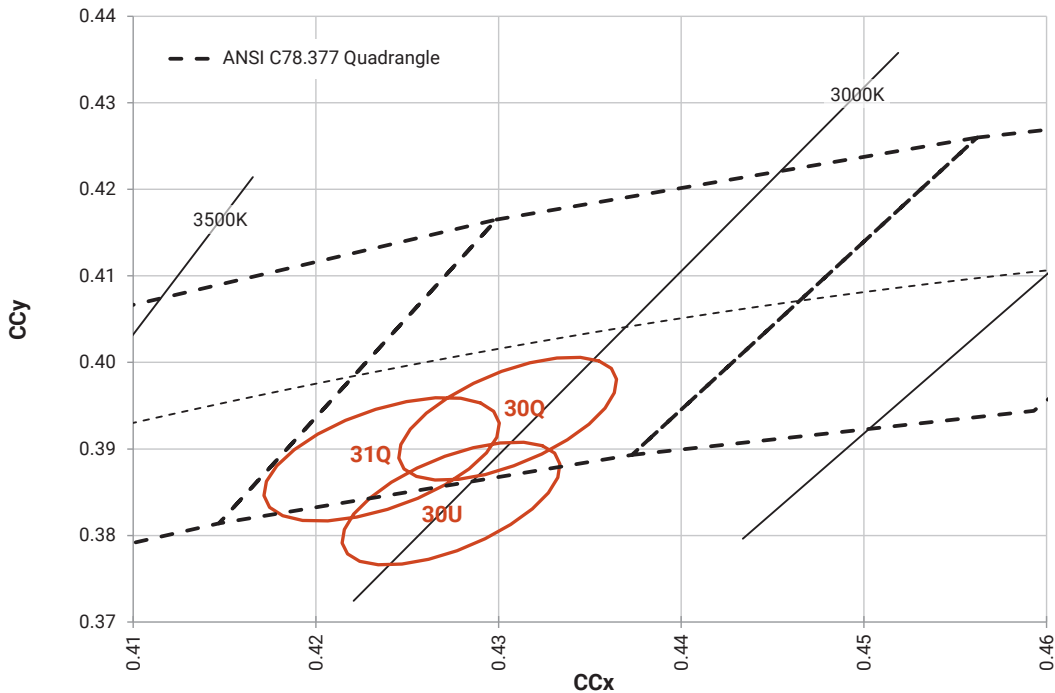


PREMIUM COLOR BINS PLOTTED ON THE 1931 CIE COLOR SPACE ( $T_j = 85^\circ\text{C}$ ) - CONTINUED

Speciality (2-step)

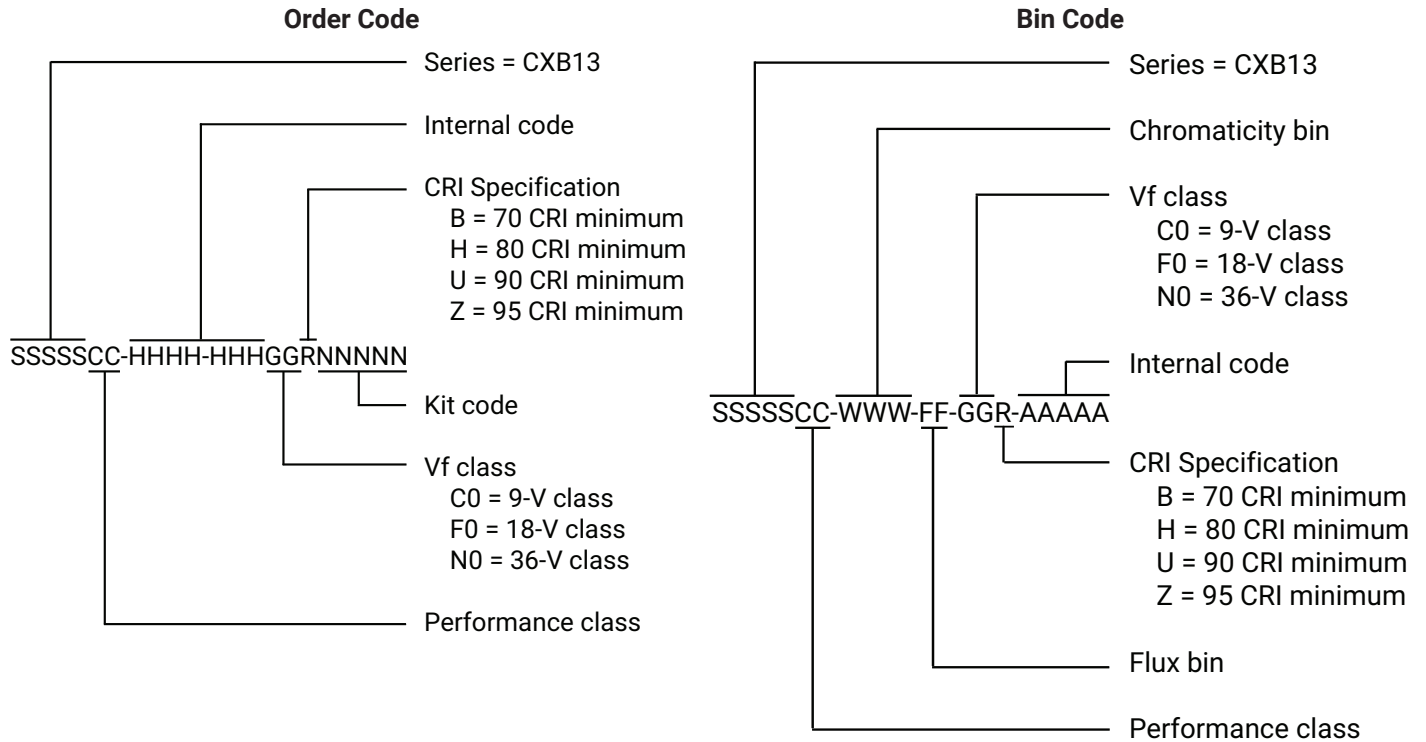


Speciality (3-step)



### BIN AND ORDER CODE FORMATS

Bin codes and order codes are configured as follows:

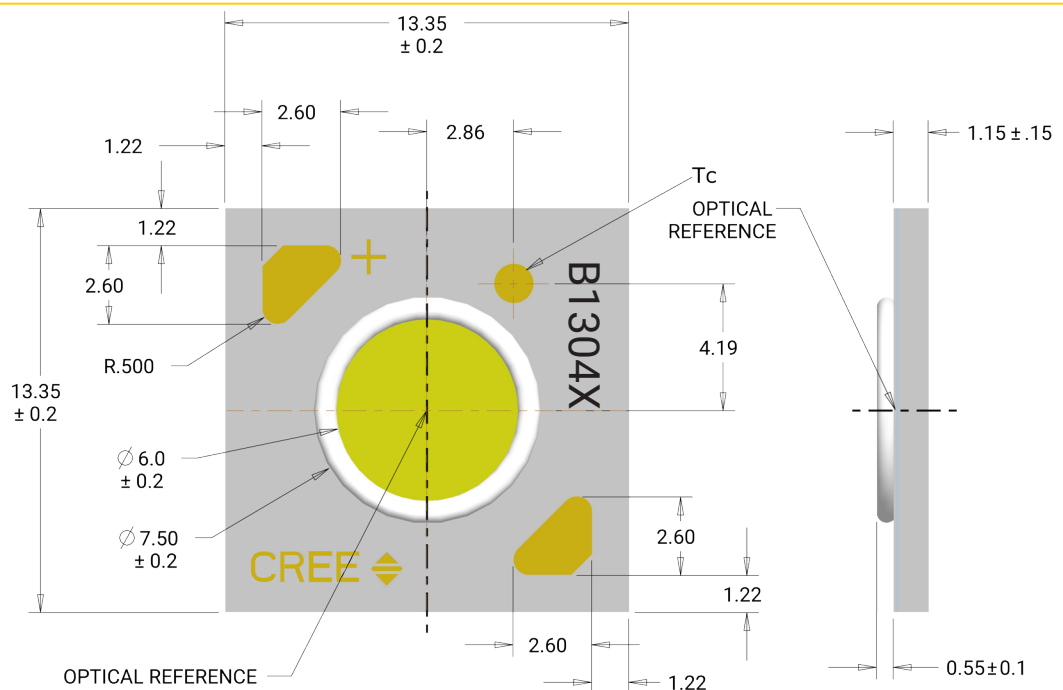


### MECHANICAL DIMENSIONS

Dimensions are in mm.  
 Tolerances unless otherwise specified:  $\pm .13$   
 $x^\circ \pm 1^\circ$

**Meaning of B1304X**

- B1304C = 9-V CXB1304
- B1304F = 18-V CXB1304
- B1304N = 36-V CXB1304



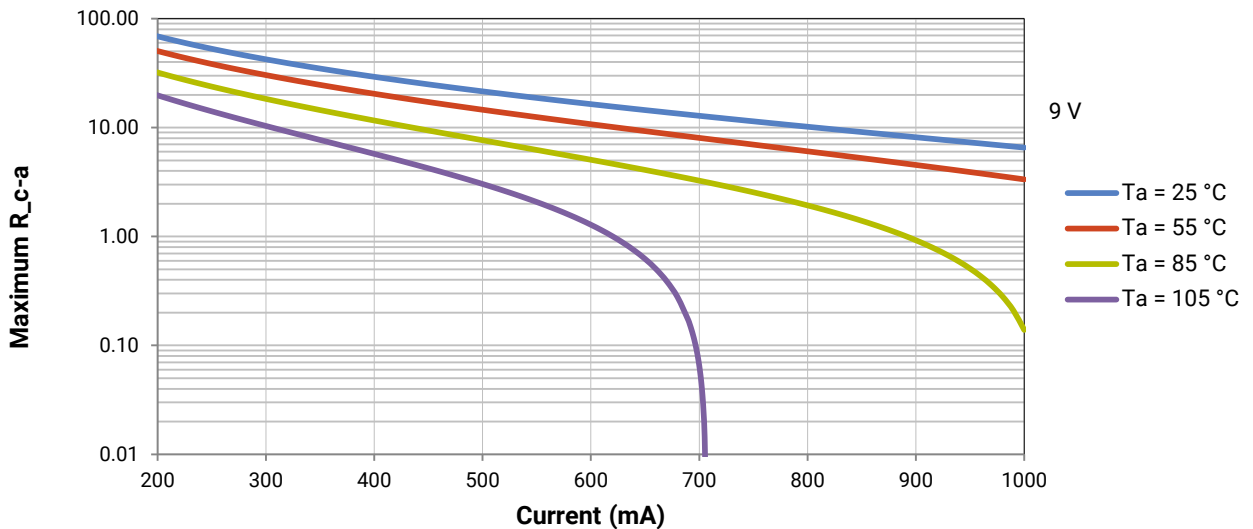
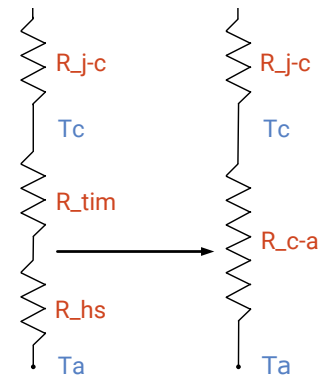
## THERMAL DESIGN

The CXB family of LED arrays can include over a hundred different LED die inside one package, and thus over a hundred different junction temperatures ( $T_j$ ). Cree LED has intentionally removed junction-temperature-based operating limits and replaced the commonplace maximum  $T_j$  calculations with maximum ratings based on forward current ( $I_f$ ) and case temperature ( $T_c$ ). No additional calculations are required to ensure that the CXB LED is being operated within its designed limits. LES temperature measurement provides additional verification of good thermal design. Please refer to page 3 for the Operating Limit specifications.

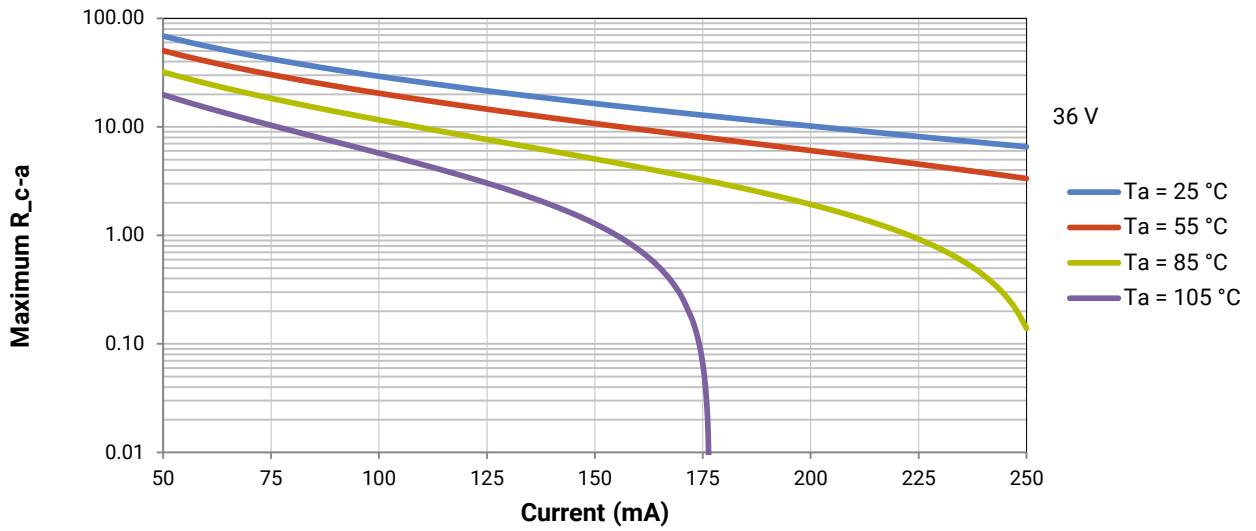
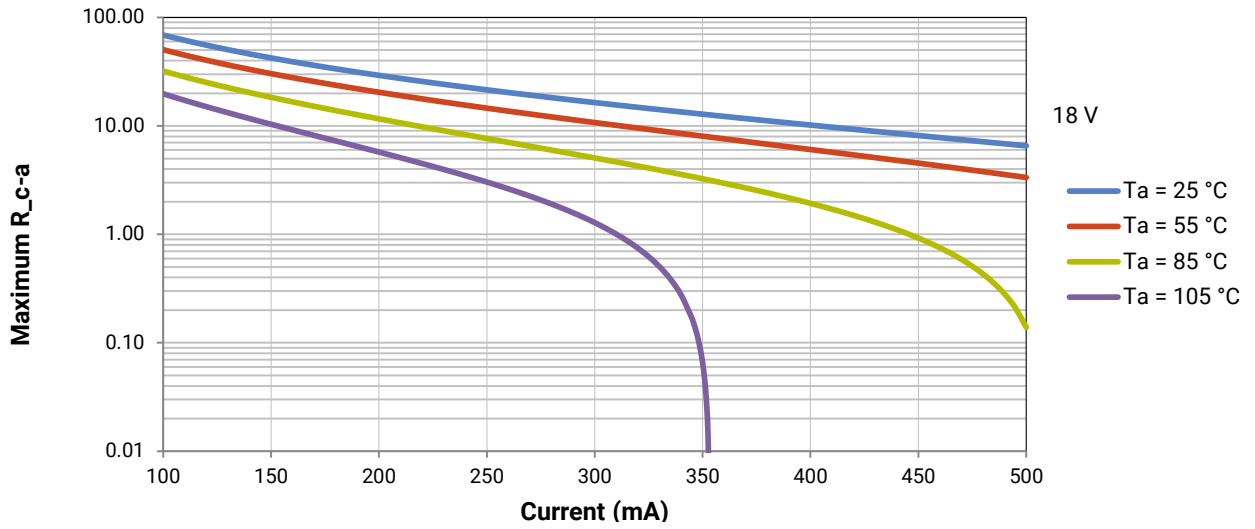
There is no need to calculate for  $T_j$  inside the package, as the thermal management design process, specifically from  $T_{sp}$  to ambient ( $T_a$ ), remains identical to any other LED component. For more information on thermal management of XLamp LEDs, please refer to the [Thermal Management application note](#). For CXB soldering recommendations and more information on thermal interface materials (TIM), LES temperature measurement, and connection methods, please refer to the [XLamp CX Family LEDs soldering and handling document](#). The [CX Family LED Design Guide](#) provides basic information on the requirements to use XLamp CXB LEDs successfully in luminaire designs.

To keep the CXB1304 LED at or below the maximum rated  $T_c$ , the case to ambient temperature thermal resistance ( $R_{c-a}$ ) must be at or below the maximum  $R_{c-a}$  value shown on the following graphs, depending on the operating environment. The y-axis in each graph is a base 10 logarithmic scale.

As the figure at right shows, the  $R_{c-a}$  value is the sum of the thermal resistance of the TIM ( $R_{tim}$ ) plus the thermal resistance of the heat sink ( $R_{hs}$ ).



THERMAL DESIGN - CONTINUED





## NOTES

---

### Measurements

The luminous flux, radiant power, chromaticity, forward voltage and CRI measurements in this document are binning specifications only and solely represent product measurements as of the date of shipment. These measurements will change over time based on a number of factors that are not within Cree LED's control and are not intended or provided as operational specifications for the products. Calculated values are provided for informational purposes only and are not intended or provided as specifications.

### Pre-Release Qualification Testing

Please read the [LED Reliability Overview](#) for details of the qualification process Cree LED applies to ensure long-term reliability for XLamp LEDs and details of Cree LED's pre-release qualification testing for XLamp LEDs.

### Lumen Maintenance

Cree LED now uses standardized IES LM-80-08 and TM-21-11 methods for collecting long-term data and extrapolating LED lumen maintenance. For information on the specific LM-80 data sets available for this LED, refer to the public [LM-80 results document](#).

Please read the [Long-Term Lumen Maintenance application note](#) for more details on Cree LED's lumen maintenance testing and forecasting. Please read the [Thermal Management application note](#) for details on how thermal design, ambient temperature, and drive current affect the LED junction temperature.

### RoHS Compliance

The levels of RoHS restricted materials in this product are below the maximum concentration values (also referred to as the threshold limits) permitted for such substances, or are used in an exempted application, in accordance with EU Directive 2011/65/EC (RoHS2), as implemented January 2, 2013. RoHS Declarations for this product can be obtained from your Cree LED representative or from the [Product Ecology](#) section of the Cree LED website.

### REACH Compliance

REACH substances of very high concern (SVHCs) information is available for this product. Since the European Chemical Agency (ECHA) has published notice of their intent to frequently revise the SVHC listing for the foreseeable future, please contact a Cree LED representative to insure you get the most up-to-date REACH Declaration. REACH banned substance information (REACH Article 67) is also available upon request.

### UL® Recognized Component

This product meets the requirements to be considered a UL Recognized Component with Level 4 enclosure consideration. The LED package or a portion thereof has been investigated as a fire and electrical enclosure per ANSI/UL 8750.


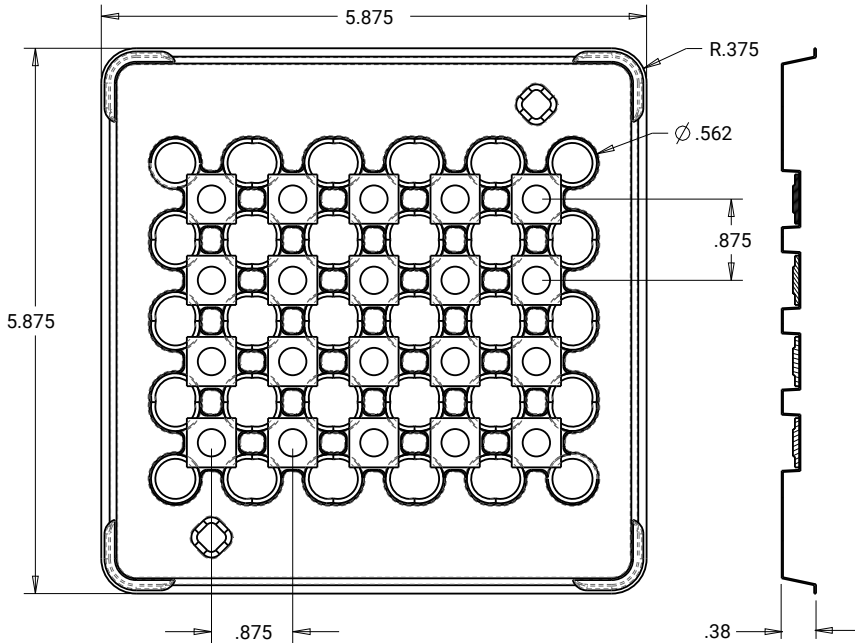
### Vision Advisory

**WARNING:** Do not look at an exposed lamp in operation. Eye injury can result. For more information about LEDs and eye safety, please refer to the [LED Eye Safety application note](#).

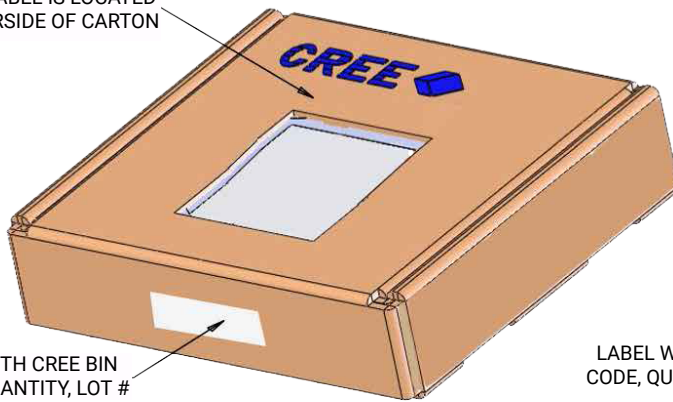
**PACKAGING**

CXB1304 LEDs are packaged in trays of 20. Five trays are sealed in an anti-static bag and placed inside a carton, for a total of 100 LEDs per carton. Each carton contains 100 LEDs from the same performance bin.

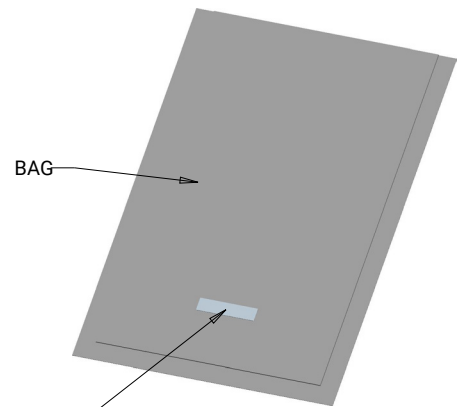
Dimensions are in inches.  
Tolerances:  $\pm .13$   
 $x^\circ \pm 1^\circ$



PATENT LABEL IS LOCATED ON UNDERSIDE OF CARTON



LABEL WITH CREE BIN CODE, QUANTITY, LOT #



LABEL WITH CREE BIN CODE, QUANTITY, LOT #

## X-ON Electronics

Largest Supplier of Electrical and Electronic Components

*Click to view similar products for [High Power LEDs - White category:](#)*

*Click to view products by [Cree manufacturer:](#)*

Other Similar products are found below :

[LTW-K140SZR40](#) [B42180-08](#) [STW8Q2PA-R5-HA](#) [LTPL-P00DWS57](#) [LTW-K140SZR30](#) [LZP-D0WW00-0000](#) [SZ5-M1-WW-C8-V1/V3-FA](#) [LTW-K140SZR57](#) [LTW-K140SZR27](#) [BXRE-50C2001-C-74](#) [MP-5050-8100-27-80](#) [MP-5050-6100-65-80](#) [MP-5050-6100-50-80](#) [MP-5050-6100-40-80](#) [MP-5050-6100-30-80](#) [KW DPLS32.SB-6H6J-E5P7-EG-Z264](#) [L1V1-507003V500000](#) [KW DMLS33.SG-Z6M7-EBVFFCBB46-8E8G-700-S](#) [ASMT-MW05-NMNS1](#) [KW DPLS33.KD-HIJG-D30D144-HN-22C2-120-S](#) [KW DDLM31.EH-5J6K-A737-W4A4-140-R18](#) [GW JTLRS1.CM-K1LW-XX57-1-100-Q-R33](#) [KW DDLM31.EH-5J6K-A636-W4A4-140-R18](#) [KW DDLM31.EH-5J6K-A131-W4A4-140-R18](#) [SML-LXL8047MWCTR/3](#) [L2C5-40HG1203E0900](#) [JB3030AWT-P-U27EA0000-N0000001](#) [JK3030AWT-P-U30EA0000-N0000001](#) [JK3030AWT-P-B40EB0000-N0000001](#) [JK3030AWT-P-H30EB0000-N0000001](#) [JK3030AWT-P-H40EB0000-N0000001](#) [JK3030AWT-P-U27EB0000-N0000001](#) [JK3030AWT-P-U30EB0000-N0000001](#) [XPGBWT-HE-0000-00JE5](#) [GW JCLPS2.EM-H3H8-A131-1-65-2-R33](#) [GW PUSTA1.PM-PAPC-XX53-1-1050-R18](#) [BXRE-30E4000-C-83](#) [BXRE-50C6501-D-84](#) [BXRE-27E1000-B-83](#) [BXRE-30G0800-D-83](#) [BXRE-50C4001-B-84](#) [BXRH-40E4000-F-83](#) [BXRH-27G4000-F-83](#) [GW CSSRM2.PM-N3N5-XX53-1](#) [GW P9LMS1.EM-NRNU-30S7-0-200-R18](#) [GW PSLPS1.EC-KSKU-5R8T-1](#) [LTPL-M03614ZS50-F1](#) [LTW-2835SZK65](#) [LTW-3030AQL40](#) [LTW-3030AZL40-EU](#)