

CSO-018T Model

5x7 mm SMD, 3.3V, HCMOS

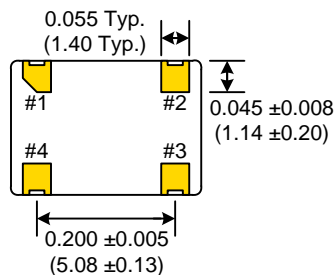
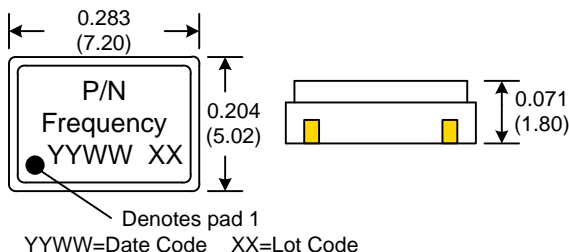
Frequency Range:	1.544 MHz to 125 MHz
Frequency Stability:	±25ppm to ±100ppm
Temperature Range:	
Operating:	0°C to 70°C
(Option M)	-20°C to 70°C
(Option X)	-40°C to 85°C
Storage:	-45°C to 120°C
Input Voltage:	3.3V ± 0.3V
Input Current:	45mA Max
Standby Current:	10uA Max
Output:	HCMOS
Symmetry:	40/60% Max @ 50% Vdd
(Option Y)	45/55% Max @ 50% Vdd
Rise/Fall Time:	10ns Max @ 20% to 80% Vdd
Logic:	"0" = 10% Vdd Max "1" = 90% Vdd Min
Load:	15pF Max
Aging:	<3ppm 1 st year, 1ppm every year thereafter



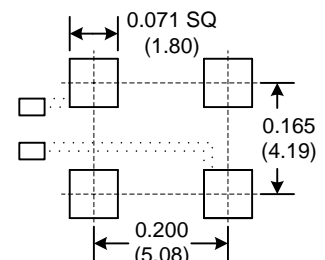
Designed to meet today's requirements for economical 3.3V applications. Available on 16mm tape and reel in quantities of 1K.

Dimensions inches (mm)

All dimensions are Max unless otherwise specified.

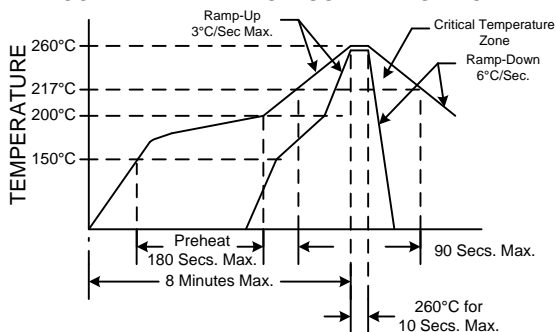


SUGGESTED PAD LAYOUT

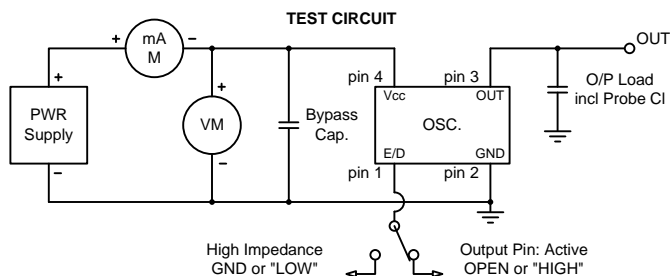


0.01uF Bypass Capacitor Recommended

RECOMMENDED REFLOW SOLDERING PROFILE



NOTE: Reflow Profile with 240°C peak also acceptable.



Crystek Part Number Guide

CSO-018T X Y - 25 - 49.152

#1 #2 #3 #4 #5 #6

#1 Crystek Clock Osc.
#2 Model
#3 Temp. Range: Blank = 0/70°C, M = -20/70°C, X = -40/85°C
#4 Symmetry: Blank = (40/60), Y = (45/55)
#5 Stability: (see Table 1)
#6 Frequency in MHz: 3 or 6 decimal places

Stability Indicator

Blank (std)	± 100ppm
50	± 50ppm
25	± 25ppm

Example:
CSO-018TXY-25-25.000 = 3.3V Tristate, -40/85°C, 45/55, 25ppm, 25.000 MHz
CSO-018T-50-19.660800 = 3.3V Tristate, 0/70, 40/60, 50ppm, 19.660800 MHz

Table 1

Enable/Disable	
Function pin 1	Output pin
Open	Active
"1" level 2.4V Min	Active
"0" level 0.4V Max	High Z

Rev: K

Date: 25-Feb-2016

Page 1 of 1

Specifications subject to change without notice.

X-ON Electronics

Largest Supplier of Electrical and Electronic Components

Click to view similar products for [Standard Clock Oscillators](#) category:

Click to view products by [Crystek](#) manufacturer:

Other Similar products are found below :

[601252](#) [F335-25](#) [F535L-33.333](#) [F535L-50](#) [ECS-2018-160-BN-TR](#) [MXO45HS-2C-66.6666MHZ](#) [SiT1602BI-22-33E-50.000000E](#) [SiT8209AI-32-33E-125.000000](#) [SIT8918AA-11-33S-50.000000G](#) [SM4420TEV-40.0M-T1K](#) [F335-24](#) [F335-40](#) [F535L-10](#) [F535L-12](#) [F535L-16](#) [F535L-24](#) [F535L-27](#) [F535L-48](#) [PE7744DW-100.0M](#) [CSX-750FCC14745600T](#) [ASF1-3.686MHZ-N-K-S](#) [XO57CTECNA3M6864](#) [ECS-2100A-147.4](#)
[601251](#) [EP16E7E2H26.000MTR](#) [SIT8918AA-11-33S-16.000000G](#) [XO3003](#) [9120AC-2D2-33E212.500000](#) [9102AI-243N25E100.00000](#)
[8208AC-82-18E-25.00000](#) [ASDK2-32.768KHZ-LR-T3](#) [8008AI-72-XXE-24.545454E](#) [8004AC-13-33E-133.33000X](#) [AS-4.9152-16-SMD-TR](#)
[ASFL1-48.000MHZ-LC-T](#) [SIT8920AM-31-33E-25.0000](#) [DSC1028DI2-019.2000](#) [9121AC-2C3-25E100.00000](#) [9102AI-233N33E100.00000X](#)
[9102AI-233N25E200.00000](#) [9102AI-232H25S125.00000](#) [9102AI-133N25E200.00000](#) [9102AC-283N25E200.00000](#) [9001AC-33-33E1-30.000](#)
[3921AI-2CF-33NZ125.000000](#) [5730-1SF](#) [PXA000010](#) [8003AI-12-33S-40.00000Y](#) [1602BI-13-33S-19.200000E](#) [8208AI-2F-18E-25.000000X](#)