
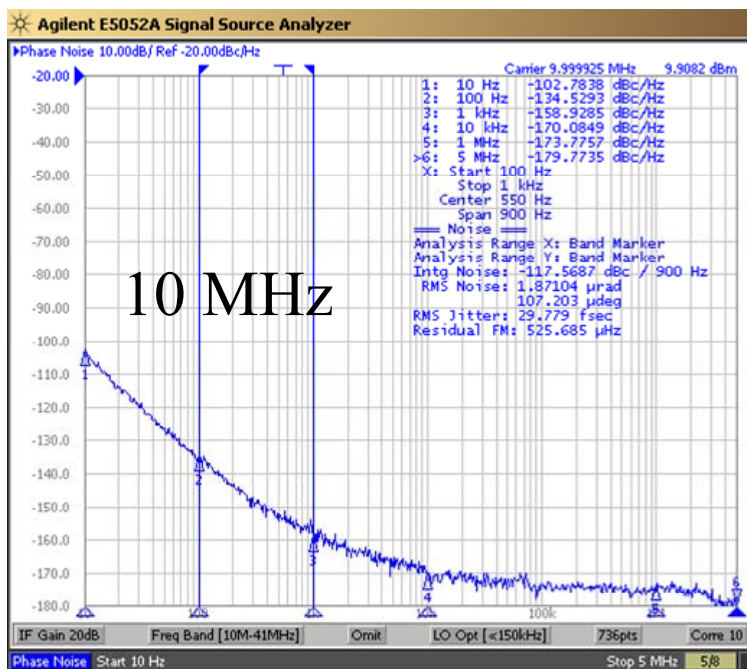


CVSS-945 Model 9x14 mm SMD, 5.0V, SineWave



Frequency Range:	10 MHz to 125 MHz
Temperature Range:	0°C to 70°C
(Option X)	-40°C to 85°C
Storage:	-45°C to 90°C
Input Voltage:	5.0V ± 0.5V
Control Voltage:	2.5V ± 2.5V
Settability At Nominal:	2.5V ± 0.5V
Tuning Sensitivity (Kv):	+25 ppm/V Typical (Positive Slope)
Input Current:	35mA Max
Output:	True SineWave
Pullability APR:	±20ppm Min
Linearity:	±10% Max
Output Power:	+5 dBm Min, +7 dBm Typical
Start-up time:	2ms Typical, 5ms Max
Load:	50 Ω
2nd Harmonic:	-25 dBc Typical
Sub-harmonics:	None
Modulation BW:	>10kHz @ -3dB
Phase Noise Typical:	
(@100MHz)	
10Hz	-85 dBc/Hz
100Hz	-120 dBc/Hz
1kHz	-145 dBc/Hz
10kHz	-168 dBc/Hz
100kHz	-175 dBc/Hz
1MHz	-175 dBc/Hz
Aging:	<3ppm 1 st year, <1ppm every year thereafter



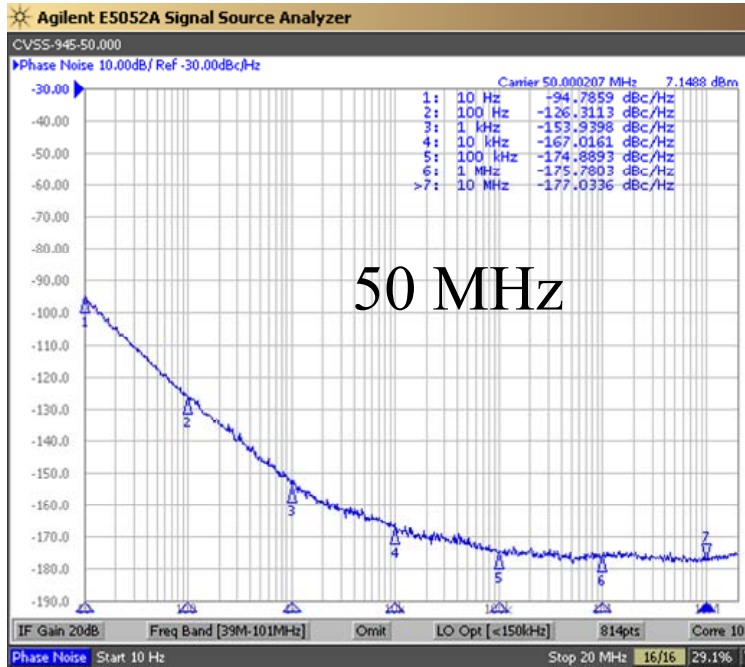
Absolute Maximum Ratings		
Parameter	Rating	Unit
Input Supply Voltage	+6.0	V
Input Control Voltage	+10.0	V

Crystek Corporation reserves the right to make changes to its products and/or information contained herein without notice. No liability is assumed as a result of its use or application.

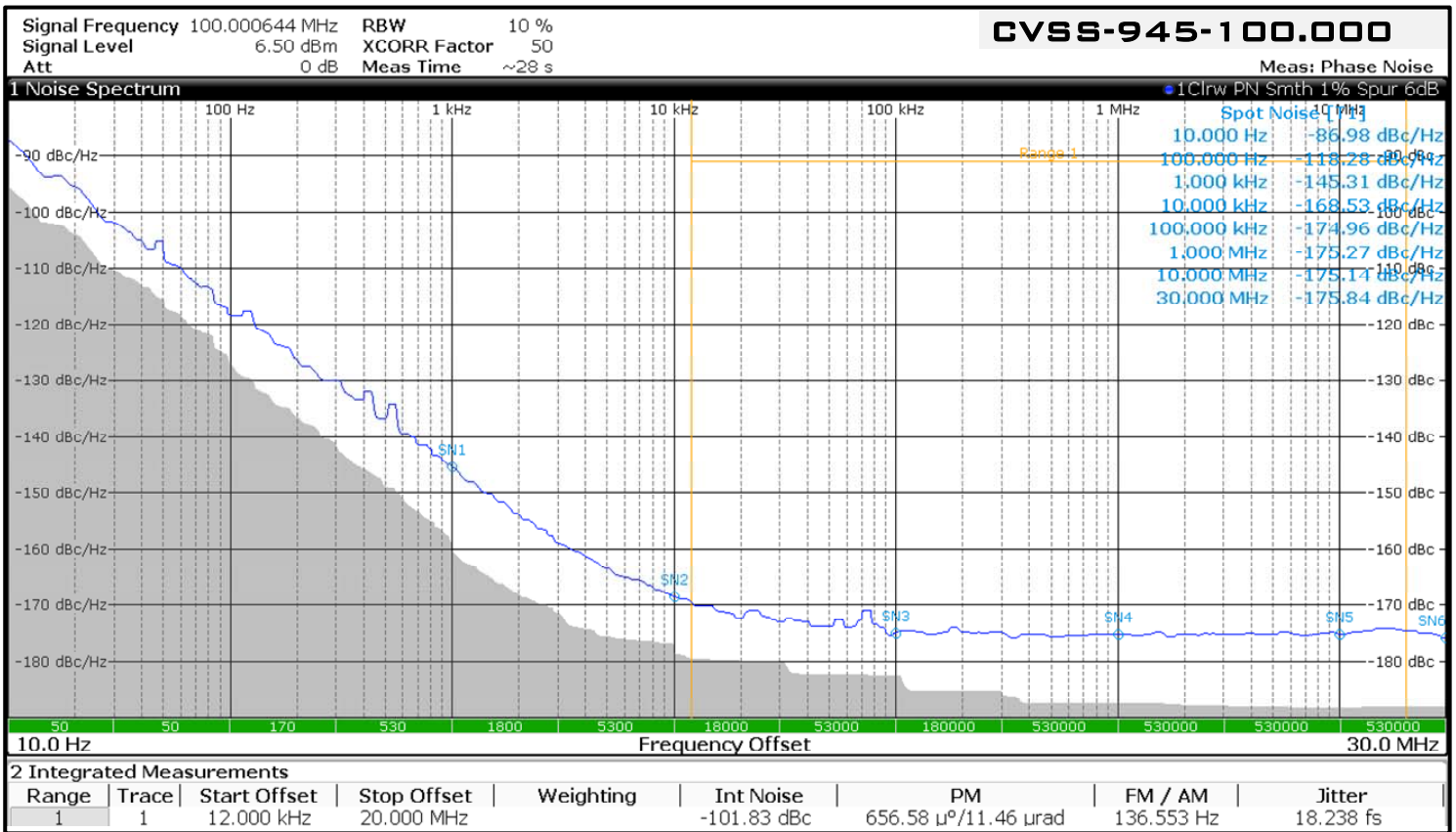
Rev: S
Date: 16-Dec-2020
Page 1 of 3



CVSS-945 Model
9x14 mm SMD, 5.0V, SineWave



50 MHz



Rev: S
Date: 16-Dec-2020
Page 2 of 3

Ultra-Low Phase Noise SineWave VCXO

CVSS-945 Model
9×14 mm SMD, 5.0V, SineWave

Crystek Part Number Guide

CVSS-945 X L -125.000

#1 #2 #3 #4 #5

#1 Crystek 9×14 SMD SineWave VCXO
#2 Model 945 = Ultra Low Noise 5.0V
#3 Temp. Range: Blank = 0/70°C, X = -40/85°C
#4 Height: Blank = 0.210", L = 0.135"
#5 Frequency in MHz: 3 or 6 decimal places

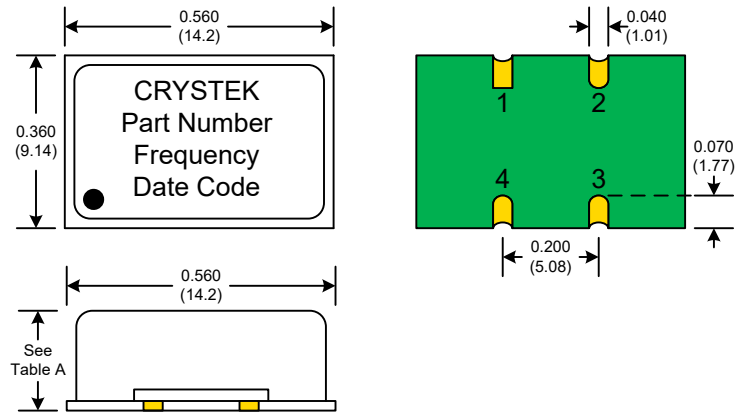
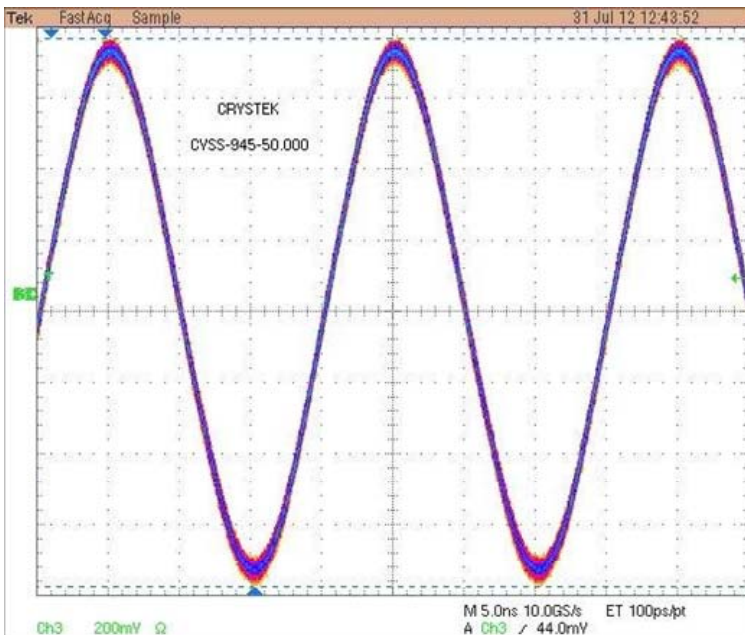
Example:
CVSS-945X-125.000 = 5.0V, -40/85°C, 125.000 MHz

Package Height Options (Max)

	inches	mm
Standard	0.210	5.33
Option L*	0.135	3.43

Table A

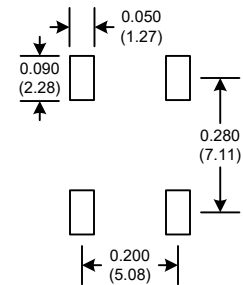
* Option L available for certain frequencies below 54 MHz. Consult with factory.



PAD FINISH: Immersion Gold (ENIG); 5 micro inches maximum

SUGGESTED PAD LAYOUT

Pad	Connection
1	Volt Cont.
2	GND
3	OUT
4	Vdd



Standard Frequencies MHz

10.000
50.000
80.000
100.000
122.880
125.000

RECOMMENDED REFLOW SOLDERING PROFILE 900034 (See App Note listed on website)

<http://www.crystek.com/specification/reflow/900034.pdf>

Mechanical:

Shock: MIL-STD-883, Method 2002, Condition B
Solderability: MIL-STD-883, Method 2003
Vibration: MIL-STD-883, Method 2007, Condition A
Solvent Resistance: MIL-STD-202, Method 215
Resistance to Soldering Heat: MIL-STD-202, Method 210, Condition I or J

Environmental:

Thermal Shock: MIL-STD-883, Method 1011, Condition A
Moisture Resistance: MIL-STD-883, Method 1004

Packaging:

Tape/Reel: 100ea, 250ea, 500ea 24mm Tape

Rev: S

Date: 16-Dec-2020

Page 3 of 3

X-ON Electronics

Largest Supplier of Electrical and Electronic Components

Click to view similar products for [VCXO Oscillators](#) category:

Click to view products by [Crystek](#) manufacturer:

Other Similar products are found below :

[3808AI-DF-33NG-80.0000](#) [SIT3808AI-CF-33EM-50.000000X](#) [603281](#) [YNETHE125](#) [FRSONT019](#) [SiT3701AC-43-33C-10.00000X](#)
[315LB3I1250T](#) [CVSS-945-125.000](#) [VX-501-0245-160M0](#) [CVHD-950-122.880](#) [CVHD-950-80.000](#) [CVHD-950X-100.000](#) [CVPD-920-100.000](#) [ASG-P-V-A-1.000GHZ](#) [ECXV-P37C2M-640.000](#) [CVHD-957-22.57920](#) [ECXV-P37C2N-155.520](#) [ECXV-P37C2N-56.000](#) [ECXV-P37C2N-184.320](#) [ECXV-P37C2N-155.000](#) [ECXV-P35C2N-155.520](#) [LFVCXO067515Bulk](#) [ASG-D-V-A-1.000GHZ](#) [ASG-D-V-A-491.520MHz](#) [CVHD-950-74.25](#) [CVPD-920-74.25](#) [ABLNO-V-92.160MHZ](#) [ABLNO-V-120.000MHZ](#) [ABLNO-V-80.000MHZ](#) [ABLJO-V-100.000MHZ](#) [ABLJO-V-120.000MHZ](#) [ABLJO-V-122.880MHZ](#) [ABLJO-V-150.000MHZ](#) [ABLJO-V-155.520MHZ](#) [ABLJO-V-200.000MHZ](#) [ABLJO-V-200.000MHZ-T](#) [ABLJO-V-96.000MHZ](#) [ABLNO-V-100.000MHZ](#) [ABLNO-V-100.000MHZ-T2](#) [ABLNO-V-120.000MHZ-T2](#) [ABLNO-V-122.880MHZ](#) [ABLNO-V-125.000MHZ](#) [ABLNO-V-156.250MHZ](#) [ABLNO-V-96.000MHZ](#) [ABLNO-V-96.000MHZ-T2](#) [ABLNO-V-104.000MHZ](#) [ABLNO-V-125.000MHZ-T2](#) [ABLNO-V-155.520MHZ](#) [ASG2-D-V-A-1000.000MHZ](#) [ASG2-D-V-B-644.53125MHz](#)