

CS Wall-Mounted Sheet Steel Enclosures with Mounting Plate



Product Information



Powering Business Worldwide

CS Wall-Mounted Sheet Steel Enclosures

Technical features at a glance

Available in 45 sizes ...

from 250x200x150 mm to 1200x1200x250 mm

The stable CS enclosures series made of solid sheet steel is ideal wherever an effective protection against direct contact with live parts is required. The high degree of protection (IP66) not only provides full protection against most adverse environmental conditions, but also protects the systems and equipment inside the enclosures against their harmful consequences.

Tightness is guaranteed through a continuously foamed polyurethane sealing. An all-around rainwater drain profile prevents liquids (such as water or oil) and dirt from penetrating when opening the door.

Shock resistance rating is IK09 according to EN 62262, hence the inside equipment of the enclosures is also protected against mechanical impacts. CS enclosures can be installed as wall-mounted enclosures. A rough-type paint applied in the powder-coating method provides for non-abrasive corrosion protection.

The door of the enclosure is easy to remove in case any further mechanical work needs to be carried out. Concealed inside hinges according quick-change technology are easy to remove for this purpose and provide for quick and easy reversal of the hinging from left to right and vice-versa.

wa_vit00309




- **Rainwater drain profile**

Prevents liquids (such as water or oil) and dirt from penetrating when opening the door.




- **RAL7035**

Surface and corrosion protection through a rough-type powder-coating inside and out, RAL 7035.



- **Mounting plate**

Galvanized sheet steel 2 - 3 mm thick for safe installation of switchgear and basic EMC protection.



- **Flange plate**

With coextruded seal, sSheet steel for own production. The enclosure can be turned by 180° for cable insertion at the top or bottom.



- **Stable design of the enclosures**

Made of high-grade sheet steel.
Protection against mechanical impact.



- **Wall-mounting brackets**

For fixing the enclosures on the wall. Mounting in horizontal and vertical direction possible.



- **Foamed sealing**

Guarantees absolute tightness. IP66 is guaranteed for the entire series.



- **Standardized locking system**

with twist lock.
For use with standardized locks.



- **Door-hinging**

Optionally left or right-hinged on either 2 or 3 inside hinges.



- **Hinge bolt with quick-change technology**

For quick and easy removal of the door in case of further work to be carried out.



Ordering data

Customized solutions upon request:

- Different RAL colours
- Cut-outs and holes according to customer specifications
- Sizes other than those between CS-2520/150 and CS-1212/250

CS Wall-Mounted Sheet Steel Enclosures with Mounting Plate

Illustration	Dimensions [mm]			Number of doors	Number of locks	Number of hinges	Door-Profiles Number
	Height A	Width B	Depth C				
	250	200	150	1	1	2	1
	300	200	150	1	1	2	1
	300	300	150	1	1	2	2
	300	300	200	1	1	2	2
	300	400	200	1	1	2	2
	400	300	150	1	1	2	2
	400	300	200	1	1	2	2
	400	400	150	1	1	2	2
	400	400	200	1	1	2	2
	400	600	200	1	1	2	2
	400	600	250	1	1	2	2
	400	600	300	1	1	2	2
	500	400	150	1	2	2	2
	500	400	200	1	2	2	2
	500	400	250	1	2	2	2
	500	500	250	1	2	2	2
	600	400	150	1	2	2	2
	600	400	200	1	2	2	2
	600	400	250	1	2	2	2
	600	500	150	1	2	2	2
	600	500	200	1	2	2	2
	600	500	250	1	2	2	2
	600	600	200	1	2	2	2
	600	600	250	1	2	2	2
	600	600	300	1	2	2	2
	600	800	300	1	2	2	2
	700	500	200	1	2	2	2
	700	500	250	1	2	2	2
800	400	200	1	2	3	2	
800	400	250	1	2	3	2	
800	600	200	1	2	3	2	
800	600	250	1	2	3	2	
800	600	300	1	2	3	2	
800	800	200	1	2	3	2	
800	800	300	1	2	3	2	
800	1000	300	1	2	3	2	
	1000	600	250	1	3P	3	2
	1000	600	300	1	3P	3	2
	1000	800	250	1	3P	3	2
	1000	800	300	1	3P	3	2
	1000	1000	300	1	3P	3	2
	1200	600	250	1	3P	3	2
	1200	800	300	1	3P	3	2
	1200	1000	300	1	3P	3	2
1200	1200	250	1	3P	3	2	

3P: 3-Point-Locking-System


Flange plates		max. F3A	Dimensions [mm] of mounting plate	Weight [kg] incl. mounting plate	Code	Article No.	Units per Package
Number	t1 x t2 [mm]						
1	112 x 182	0	220 x 150	3.4	CS-2520/150	111646	1
1	112 x 182	0	270 x 150	3.9	CS-32/150	111647	1
1	112 x 232	0	270 x 250	5.2	CS-33/150	111648	1
1	172 x 262	1	270 x 250	6.1	CS-33/200	111649	1
1	172 x 332	1	270 x 350	7.4	CS-34/200	111680	1
1	112 x 232	0	370 x 250	6.6	CS-43/150	111681	1
1	172 x 262	1	370 x 250	7.6	CS-43/200	111682	1
1	112 x 332	0	370 x 350	8.7	CS-44/150	111683	1
1	172 x 332	1	570 x 350	9.7	CS-44/200	111684	1
1	172 x 532	2	370 x 550	13.4	CS-46/200	111685	1
1	172 x 532	2	370 x 550	14.3	CS-46/250	111686	1
1	172 x 532	2	370 x 550	15.7	CS-46/300	111687	1
1	112 x 332	0	470 x 350	10.1	CS-54/150	111688	1
1	172 x 332	1	470 x 350	10.9	CS-54/200	111689	1
1	172 x 332	1	470 x 350	11.9	CS-54/250	111690	1
1	172 x 432	1	470 x 450	14.5	CS-55/250	111691	1
1	112 x 332	0	570 x 350	12.4	CS-64/150	111692	1
1	172 x 332	1	570 x 350	13.2	CS-64/200	111693	1
1	172 x 332	1	570 x 350	14.5	CS-64/250	111694	1
1	112 x 332	0	570 x 450	15.4	CS-65/150	111695	1
1	172 x 432	1	570 x 450	16.8	CS-65/200	111696	1
1	172 x 432	1	570 x 450	17.1	CS-65/250	111697	1
1	172 x 532	2	570 x 550	21.8	CS-66/200	111698	1
1	172 x 532	2	570 x 550	23.1	CS-66/250	111699	1
1	172 x 532	2	570 x 550	24.5	CS-66/300	111700	1
1	172 x 732	3	570 x 750	34.8	CS-68/300	111701	1
1	172 x 432	1	670 x 450	21.1	CS-75/200	111702	1
1	172 x 432	1	670 x 450	21.6	CS-75/250	111703	1
1	172 x 332	1	770 x 350	21.7	CS-84/200	111704	1
1	172 x 332	1	770 x 350	23.2	CS-84/250	111705	1
1	172 x 532	2	770 x 550	30.2	CS-86/200	111706	1
1	172 x 532	2	770 x 550	32.8	CS-86/250	111707	1
1	172 x 532	2	770 x 550	34.9	CS-86/300	111708	1
1	172 x 732	3	770 x 750	39.0	CS-88/200	111709	1
1	172 x 732	3	770 x 750	42.8	CS-88/300	111710	1
1	172 x 932	3	770 x 950	54.2	CS-810/300	111711	1
1	172 x 532	2	970 x 550	43.3	CS-106/250	111712	1
1	172 x 532	2	970 x 550	45.4	CS-106/300	111713	1
1	172 x 732	3	970 x 750	55.5	CS-108/250	111714	1
1	172 x 732	3	970 x 750	56.1	CS-108/300	111715	1
1	172 x 932	3	970 x 950	68.0	CS-1010/300	111716	1
1	172 x 532	2	1170 x 550	50.2	CS-126/250	111717	1
1	172 x 732	3	1170 x 750	67.7	CS-128/300	111718	1
1	172 x 932	3	1170 x 950	83.2	CS-1210/300	111719	1
2	2x 172x532	4	1170 x 1150	94.2	CS-1212/250	111720	1

Accessories

Set of Wall-Mounting Brackets

- For fixing the enclosures on the wall
- Vertical or horizontal mounting
- Material of the brackets: zinc-plated sheet steel 3 mm
- One set includes 4 wall-mounting brackets plus mounting accessories

VT03010



For enclosure	Type Designation	Article No.	Units per Package
CS	WFB-SET-CS	112639	1

Universal Locks

- Lock plate made of high-grade, shock-proof zinc die-casting
- Lock inserts and lock bolts made of metal
- Colour dusty grey RAL 7037, powder-coated
- For indoor and outdoor applications
- Counternut of metal, with chamfering
- Compatible with standard lock bolts
- For standardized door cut-outs sized 22.5 x 20.4 mm

VT11910, VT11810, VT12010



Description	Type Designation	Article No.	Units per Package
–, 3 mm two-way key-bit	LC-DBIT3-CS	133102	1
–, 5 mm two-way key-bit	LC-DBIT5-CS	133103	1
Identical locking, lock cylinder LC-ZSBIT-CS with 2 keys		133104	1

Ease-of-use Rotary Handle

- Rotary handle suitable for standardized profile half-cylinders
- With integrated indication of lock position
- Available as a retro-fitting or complete set
- Handle made of high-grade shock-proof zinc die-casting
- Compatible with all LC-... universal locks
- For standardized door cut-outs sized 22.5 x 20.4 mm
- Colour dusty grey RAL 7037, powder-coated
- Profile half-cylinder to be ordered separately

VT12210, VT12110



Description	Type Designation	Article No.	Units per Package
Complete set	PHZ-A-COMP	133105	1
Retro-fitting set	PHZ-A-ADD-ON	133106	1

Accessories

Profile Half-Cylinder for Ease-of-use Handles

- For rotary and clip-down ease-of-use handles
- Lock-cylinder finish according to DIN 18252 and DIN EN 1303
- Profile half-cylinder 10/30 with pin closures made of nickel silver
- 8-fold adjustable lock bit, 5 pairs of pins
- Identical or different locking
- 1 key for each cylinder is included in the scope of delivery

VT12210



PHZ-E10/30

VT33610



Description	Type Designation	Article No.	Units per Package
Identical locking	PHZ-E10/30-GS	138574	1
Different locking	PHZ-E10/30-VS	138575	1

Spare Key for Profile Half-Cylinder

- For profile half-cylinder PHZ-E...-GS

VT12510




Description	Type Designation	Article No.	Units per Package
Identical locking	KEY-E10/30-GS	138576	4

Depth-Adjustment Elements for Mounting Plates

- Depth-adjustable on a 25 mm grid
- Sheet steel, zinc-plated
- Fastening material included

VT16110, VT15710



DAS-SET/...-CS

Dimensions Enclosure Depth (mm)	Type Designation	Article No.	Units per Package
150	DAS-SET/150-CS	138656	1
200	DAS-SET/200-CS	138657	1
250	DAS-SET/250-CS	138658	1
300	DAS-SET/300-CS	138659	1

Cage Nuts for Mounting Plates with Punch Holes MPP..

wa_vt10303




Thread of screw	Type Designation	Article No.	Units per Package
M6	CANU-M6-CS	138710	100
M8	CANU-M8-CS	138711	100

Accessories

Mounting Plate with Punch Holes, for Cage Nuts

- Punch holes for cage nuts size M6 or M8
- Sheet steel, zinc-plated
- Fastening material not included

VT15210



Dimensions Enclosure HeightxWidth (mm)	Type Designation	Article No.	Units per Package
250x200	MPP-2520-CS	138685	1
300x200	MPP-3020-CS	138686	1
300x300	MPP-3030-CS	138687	1
300x400	MPP-3040-CS	138688	1
400x300	MPP-4030-CS	138689	1
400x400	MPP-4040-CS	138690	1
400x600	MPP-4060-CS	138691	1
500x400	MPP-5040-CS	138692	1
500x500	MPP-5050-CS	138693	1
600x400	MPP-6040-CS	138694	1
600x500	MPP-6050-CS	138695	1
600x600	MPP-6060-CS	138696	1
600x800	MPP-6080-CS	138697	1
700x500	MPP-7050-CS	138698	1
800x400	MPP-8040-CS	138699	1
800x600	MPP-8060-CS	138700	1
800x800	MPP-8080-CS	138701	1
800x1000	MPP-80100-CS	138702	1
1000x600	MPP-10060-CS	138703	1
1000x800	MPP-10080-CS	138704	1
1000x1000	MPP-100100-CS	138705	1
1200x600	MPP-12060-CS	138706	1
1200x800	MPP-12080-CS	138707	1
1200x1000	MPP-120100-CS	138708	1
1200x1200	MPP-120120-CS	138709	1

Mounting Plate without Punch Holes, Powder-coated RAL 2000

- Without punch holes, powder-coated RAL 2000
- Sheet steel
- Fastening material not included

VT15410



Dimensions Enclosure HeightxWidth (mm)	Type Designation	Article No.	Units per Package
250x200	MPL-2520/RAL2000-CS	138712	1
300x200	MPL-3020/RAL2000-CS	138713	1
300x300	MPL-3030/RAL2000-CS	138714	1
300x400	MPL-3040/RAL2000-CS	138715	1
400x300	MPL-4030/RAL2000-CS	138716	1
400x400	MPL-4040/RAL2000-CS	138717	1
400x600	MPL-4060/RAL2000-CS	138718	1
500x400	MPL-5040/RAL2000-CS	138719	1
500x500	MPL-5050/RAL2000-CS	138720	1
600x400	MPL-6040/RAL2000-CS	138721	1
600x500	MPL-6050/RAL2000-CS	138722	1
600x600	MPL-6060/RAL2000-CS	138723	1
600x800	MPL-6080/RAL2000-CS	138724	1
700x500	MPL-7050/RAL2000-CS	138725	1
800x400	MPL-8040/RAL2000-CS	138726	1
800x600	MPL-8060/RAL2000-CS	138727	1
800x800	MPL-8080/RAL2000-CS	138728	1
800x1000	MPL-80100/RAL2000-CS	138729	1
1000x600	MPL-10060/RAL2000-CS	138730	1
1000x800	MPL-10080/RAL2000-CS	138731	1
1000x1000	MPL-100100/RAL2000-CS	138732	1
1200x600	MPL-12060/RAL2000-CS	138733	1
1200x800	MPL-12080/RAL2000-CS	138734	1
1200x1000	MPL-120100/RAL2000-CS	138735	1
1200x1200	MPL-120120/RAL2000-CS	138736	1

Accessories

Mounting Plate, without Punch Holes, Galvano Zinc-plated

- Without punch holes, galvano zinc-plated
- Sheet steel
- Fastening material not included

VT15310



Dimensions	Enclosure HeightxWidth (mm)	Type Designation	Article No.	Units per Package
250x200		MPL-2520-CS	138747	1
300x200		MPL-3020-CS	138748	1
300x300		MPL-3030-CS	138749	1
300x400		MPL-3040-CS	138750	1
400x300		MPL-4030-CS	138751	1
400x400		MPL-4040-CS	138752	1
400x600		MPL-4060-CS	138753	1
500x400		MPL-5040-CS	138754	1
500x500		MPL-5050-CS	138755	1
600x400		MPL-6040-CS	138756	1
600x500		MPL-6050-CS	138757	1
600x600		MPL-6060-CS	138758	1
600x800		MPL-6080-CS	138759	1
700x500		MPL-7050-CS	138760	1
800x400		MPL-8040-CS	138761	1
800x600		MPL-8060-CS	138762	1
800x800		MPL-8080-CS	138763	1
800x1000		MPL-80100-CS	138764	1
1000x600		MPL-10060-CS	138765	1
1000x800		MPL-10080-CS	138766	1
1000x1000		MPL-100100-CS	138767	1
1200x600		MPL-12060-CS	138768	1
1200x800		MPL-12080-CS	138769	1
1200x1000		MPL-120100-CS	138770	1
1200x1200		MPL-120120-CS	138771	1

Door for Internal Separation

- Inside door for operating and signalling devices
- Sheet steel, powder-coated RAL 7035
- Depth-adjustment elements DAS-SET...-CS for mounting plates, required in addition
- Locks are not included in the scope of delivery LC-...BIT-CS

VT14210



VT15610






Dimensions	Enclosure HeightxWidth (mm)	Type Designation	Article No.	Units per Package
250x200		DI-2520-CS	138660	1
300x200		DI-3020-CS	138661	1
300x300		DI-3030-CS	138662	1
300x400		DI-3040-CS	138663	1
400x300		DI-4030-CS	138664	1
400x400		DI-4040-CS	138665	1
400x600		DI-4060-CS	138666	1
500x400		DI-5040-CS	138667	1
500x500		DI-5050-CS	138668	1
600x400		DI-6040-CS	138669	1
600x500		DI-6050-CS	138670	1
600x600		DI-6060-CS	138671	1
600x800		DI-6080-CS	138672	1
700x500		DI-7050-CS	138673	1
800x400		DI-8040-CS	138674	1
800x600		DI-8060-CS	138675	1
800x800		DI-8080-CS	138676	1
800x1000		DI-80100-CS	138677	1
1000x600		DI-10060-CS	138678	1
1000x800		DI-10080-CS	138679	1
1000x1000		DI-100100-CS	138680	1
1200x600		DI-12060-CS	138681	1
1200x800		DI-12080-CS	138682	1
1200x1000		DI-120100-CS	138683	1
1200x1200		DI-120120-CS	138684	1

Accessories

Bottom Panels with F3A Flange Openings

- Not suitable for CS-.../150 enclosures
- For F3A-... flanges
- With foam sealant, max. degree of protection is IP66 if correctly used with F3A-...
- Material: Sheet steel, powder-coated RAL 7035
- Can also be used as a top panel if the enclosure is turned by 180°

	For enclosure dimensions width (mm)	Number of flange	Suitable for openings	Type Designation	Article No.	Units per Package
VT19207 	300	1	CS-33/200 CS-43/200	AFP-3-CS	112914	1
	400	1	CS-34/200 CS-44/200 CS-54/200 CS-54/250 CS-64/200 CS-64/250 CS-84/200 CS-84/250	AFP-4-CS	112915	1
VT19107 	500	1	CS-55/250 CS-65/200 CS-65/250 CS-75/200 CS-75/250	AFP-5-CS	112916	1
	600	2	CS-46/200 CS-46/250 CS-46/300 CS-66/200 CS-66/250 CS-66/300 CS-86/200 CS-86/250 CS-86/300 CS-106/250 CS-106/300 CS-126/250	AFP-6-CS	112917	1
	800	3	CS-68/300 CS-88/200 CS-88/300 CS-108/250 CS-108/300 CS-128/300	AFP-8-CS	112918	1
	1000	3	CS-810/300 CS-1010/300 CS-1210/300	AFP-10-CS	112919	1
VT19007 	1200	2x2	CS-1212/250	AFP-12-CS	112920	1

Accessories

Bottom Panels without Openings

- Degree of protection of the enclosure: IP66
- With foam sealant all around
- Sealant is protected in the deep-drawn area
- Powder-coated RAL 7035

VT07109



Dimensions Enclosure WidthxDepth (mm)	Type Designation	Article No.	Units per Package
182x112	SFP-112X182-CS	138738	1
232x112	SFP-112X232-CS	138739	1
332x112	SFP-112X332-CS	138740	1
262x172	SFP-172X262-CS	138741	1
332x172	SFP-172X332-CS	138742	1
432x172	SFP-172X432-CS	138743	1
532x172	SFP-172X532-CS	138744	1
732x172	SFP-172X732-CS	138745	1
932x172	SFP-172X932-CS	138746	1

Set of Lifting Eyebolts and Profile Brackets

- As a re-enforcement of the inside enclosure, to accommodate the lifting eyebolts
- Lifting eyebolts with an M12 thread
- Profile brackets made of stable, 3 mm thick sheet steel
- IP66 degree of protection is maintained
- Each set includes 2 lifting eyebolts, profile brackets and seals

VT16210, VT15710



Length (mm)	Type Designation	Article No.	Units per Package
135	TOR-SET/135-CS	140479	2

Material for Fixing on a Mast

- For fixing on round or square masts
- Set consisting of profile rail, tensioning strap and tensioning screw
- Sheet steel, zinc-plated, tensioning strap made of stainless steel
- For mast diameters of 150 to 215 mm

VT33510



Dimensions Enclosure Width (mm)	Type Designation	Article No.	Units per Package
300	MAST-FIT-CS	140478	1
400			
500			
600			
800			

Cable Interconnect Base

- Height 200 mm
- Sheet steel, powder-coated RAL 7035
- Front and side panels can be removed
- Fastening material is included
- Cable strain relief rail is not included in the scope of delivery

VT08608



Dimensions Enclosure WidthxDepth (mm)	Type Designation	Article No.	Units per Package
600x250	PLI-6/250-200-CS	140472	1
600x300	PLI-6/300-200-CS	140473	1
800x250	PLI-8/250-200-CS	140474	1
800x300	PLI-8/300-200-CS	140475	1
1000x300	PLI-10/300-200-CS	140476	1
1200x250	PLI-12/250-200-CS	140477	1

Accessories

Doors with an Inspection Glass

- Degree of protection of the enclosure: IP66
- Frame made of sheet steel, powder-coated, safety inspection glass
- Without hinges, without lock

VT14710



DT.....-CS

VT15110



Dimensions Enclosure HeightxWidth (mm)	Type Designation	Article No.	Units per Package
250x200	DT-2520-CS	140480	1
300x200	DT-3020-CS	140481	1
300x300	DT-3030-CS	140482	1
300x400	DT-3040-CS	140483	1
400x300	DT-4030-CS	140484	1
400x400	DT-4040-CS	140485	1
400x600	DT-4060-CS	140486	1
500x400	DT-5040-CS	140487	1
500x500	DT-5050-CS	140488	1
600x400	DT-6040-CS	140489	1
600x500	DT-6050-CS	140490	1
600x600	DT-6060-CS	140491	1
600x800	DT-6080-CS	140492	1
700x500	DT-7050-CS	140493	1
800x400	DT-8040-CS	140494	1
800x600	DT-8060-CS	140495	1
800x800	DT-8080-CS	140496	1
800x1000	DT-80100-CS	140497	1
1000x600	DT-10060-CS	140498	1
1000x800	DT-10080-CS	140499	1
1000x1000	DT-100100-CS	140500	1
1200x600	DT-12060-CS	140501	1
1200x800	DT-12080-CS	140502	1
1200x1000	DT-120100-CS	140503	1
1200x1200	DT-120120-CS	140504	1

Doors (without inspection glass)

- Degree of protection of the enclosure: IP66
- Sheet steel, powder-coated
- Without hinges, without lock

VT15510



Dimensions Enclosure HeightxWidth (mm)	Type Designation	Article No.	Units per Package
250x200	DS-2520-CS	140505	1
300x200	DS-3020-CS	140506	1
300x300	DS-3030-CS	140507	1
300x400	DS-3040-CS	140508	1
400x300	DS-4030-CS	140509	1
400x400	DS-4040-CS	140510	1
400x600	DS-4060-CS	140511	1
500x400	DS-5040-CS	140512	1
500x500	DS-5050-CS	140513	1
600x400	DS-6040-CS	140514	1
600x500	DS-6050-CS	140515	1
600x600	DS-6060-CS	140516	1
600x800	DS-6080-CS	140517	1
700x500	DS-7050-CS	140518	1
800x400	DS-8040-CS	140519	1
800x600	DS-8060-CS	140520	1
800x800	DS-8080-CS	140521	1
800x1000	DS-80100-CS	140522	1
1000x600	DS-10060-CS	140523	1
1000x800	DS-10080-CS	140524	1
1000x1000	DS-100100-CS	140525	1
1200x600	DS-12060-CS	140526	1
1200x800	DS-12080-CS	140527	1
1200x1000	DS-120100-CS	140528	1
1200x1200	DS-120120-CS	140529	1

Accessories

Door Arrestor

- To stop a door in a defined position
- Sheet steel, zinc-plated
- Fastening material included

VT16010



Dimensions Enclosure Width (mm)	Type Designation	Article No.	Units per Package
500	DOOR-RET-CS	138737	1
600			
800			
1000			
1200			

Universal Brackets for Door Contact Switches, Cable Duct Holders

- For fixing door contact switches or cable duct holders
- Sheet steel, zinc-plated

VT27110



Dimensions Enclosure Width (mm)	Type Designation	Article No.	Units per Package
300	UNI-BRA-CS	140535	2
400			
500			
600			
800			
1000			
1200			

Quick-C Hinge Pin

- With Quick-Change system, for removal without the need of using any tools

VT06709



Type Designation	Article No.	Units per Package
QUICK-C-CS	138773	6

Mounting Brackets, inclined

- For mounting TS35X7.5 or TS35X15 support rails in an inclined position
- Sheet steel, zinc-plated

VT16310



Type Designation	Article No.	Units per Package
TS1-BRA-CS	138772	100

Accessories

Support Rail Module for Soft Starters

- Swivel-type module for soft starters up to size DS4 incl.
- Soft starters turned into an upright position require less depth in the enclosure
- Fastening material for fixing it on the mounting plate is included

VT28910



Type Designation

Article No.

Units per Package

TS35-DS4-CS

140537

1

Mounting Webs for Door Profile Bars and Cable Ducts

- For fixing on vertical door profiles
- For screw-less mounting of KL... cable ducts by snapping cable duct covers onto the rear
- M6 fixing holes every 25 mm
- Sheet steel, zinc-plated

VT27010



Dimensions Enclosure Width (mm)

Type Designation

Article No.

Units per Package

300

MTR-D3-CS

140530

2

400

MTR-D4-CS

140531

2

500

MTR-D5-CS

140532

2

600

MTR-D6-CS

140533

2






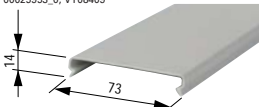
800

MTR-D8-CS

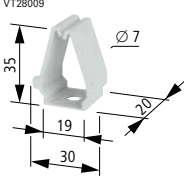
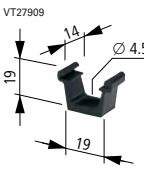
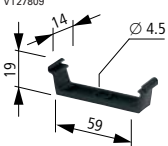

140534

2

Accessories

	Supplied in lengths of mm	Cable carrying capacity. Max. no. of cables (approximate)	Type and cross-section		Designation	Article No. package	Units per package
			H 0... V-K mm ²	H 0... V-K AWG			
Cable ducts							
Screw fixing							
 00006555_0, VT08709, 1	1500	60	0.75	–	KL25/35	012531	60 pcs.
		40	1.5	14			
		25	2.5	10			
		15	4	–			
 00006558_0, VT08709, VT08509	1500	100	0.75	–	KL25/60	017277	40 pcs.
		70	1.5	14			
		45	2.5	10			
		30	4	–			
		25	6	–			
 00006558_0, VT08409, VT08309	1500	260	0.75	–	KL60/60	029142	20 pcs.
		180	1.5	14			
		120	2.5	10			
		80	4	–			
		65	6	–			
Self-adhesive							
• Max. ambient temperature +55°C							
 00006558_0, VT08709	650	60	0.75	–	KL25/35K	014904	50 pcs.
		40	1.5	2			
		25	2.5	10			
Cable duct cover							
• Supplied as spares							
 00025953_0, VT08409	1500	–	–	–	KD25	019649	1 pc.
 00025953_0, VT08409	1500	–	–	–	KD60	024395	1 pc.

Accessories

	Supplied in lengths of mm	Cable carrying capacity. Max. no. of cables (approximate)	Type and cross-section H 0... V-K mm ²	Designation	Article No.	Units per package
Cable support brackets						
• Can be used in KL25/35 (K) cable ducts, screw fixing						
	–	15	4	KH25/35	078974	20 pcs.
Clamping brackets for cable ducts						
KL25/...: Fixing interval less than 500 mm						
	–	–	–	KK25	081347	100 pcs.
K60/60: Fixing interval less than 300 mm						
	–	–	–	KK60	083720	100 pcs.
Canopy						
• For direct fixing on the base body of the enclosures						
• Material: Sheet steel, powder-coated, RAL7035						
• Fastening material included in the delivery						
	For enclosure sizes [mm]			Type Designation	Article No.	Units per Package
	Width	Depth	Height of Top			
	200	150	30	CNP-2/150-CS	112890	1
	300	150	30	CNP-3/150-CS	112891	1
	300	200	34	CNP-3/200-CS	112892	1
	400	150	30	CNP-4/150-CS	112893	1
	400	200	34	CNP-4/200-CS	112894	1
	400	250	38	CNP-4/250-CS	112895	1
	500	150	30	CNP-5/150-CS	112896	1
	500	200	34	CNP-5/200-CS	112897	1
	500	250	38	CNP-5/250-CS	112898	1
	600	200	34	CNP-6/200-CS	112899	1
	600	250	38	CNP-6/250-CS	112900	1
	600	300	42	CNP-6/300-CS	112901	1
	800	200	34	CNP-8/200-CS	112902	1
	800	250	38	CNP-8/250-CS	112903	1
	800	300	42	CNP-8/300-CS	112904	1
	1000	300	42	CNP-10/300-CS	112905	1
	1200	250	38	CNP-12/250-CS	112906	1

Accessories

Ventilation Louvers

- For direct fixing on the base body of the enclosures
- Material: Sheet steel, powder-coated, RAL7035
- Fastening material included in the delivery
- Degree of protection IP23

VT07509



Positioning of the slots	Dimensions [mm]		Type Designation	Article No.	Units per Package
	Height	Width			
vertical	157	105	LVP-20V12-CS	112907	1
horizontal	164	105	LVP-20H12-CS	112908	1
vertical	180	130	LVP-30V15-CS	112909	1
horizontal	250	130	LVP-30H15-CS	112910	1

Earthing set for Door, BFZ-DES

- Cross section 6 mm²
- Assembly accessories included

VT19305



Description	Type Designation	Article-No.	Units per package
	BFZ-DES	101665	1

Circuit Diagram Bag SPT

- Made of insulating material, fixing by self-sticker, RAL 7035 light gray

wa_vt04907



Description	Type Designation	Article No.	Units per package
DIN A4 crosswise	SPT4	002275	1
DIN A5 crosswise	SPT5	002276	1
DIN A6 crosswise	SPT6	002277	1






Flask with Brush Applicator, BPZ-CPS-7035

VT09405



Colour	Type Designation	Article No.	Units per package
RAL 7035	BPZ-CPS-7035	286771	1

Accessories

		Suitable for	Designation	Article No.	Units per package			
		Support Frame <ul style="list-style-type: none"> For door installations For measuring instruments EQ 						
 <p>VT05308</p>	EQ72	72 x 72 mm	BT434	088379	10 pcs.			
 <p>VT05208</p>	EQ96	96 x 96 mm	BT435	090752	10 pcs.			
Length	Width	Bundle Range	Special Features	Tensile Strength	Designation	Article No.	Units per package	
mm	mm	mm		N				
		ITB Industrial Cable Tie Wraps <ul style="list-style-type: none"> For bundling up and fixing of wires, wire harnesses, conduits, pipes ... Continuously ribbed to the tip Temperature resistant from -40 to +85° C Material PO 6.6, natural colour, low flammability UL 94 V2 Resistant to oils, petrol, salt water; solvents, mould 						
 <p>VT08809</p>	98	2,5	21	-	8	ITB1	083550	1000 pcs.
 <p>VT08909</p>	140	3,6	35	-	13	ITB2	085923	1000 pcs.
 <p>VT09009</p>	205	4,2	60	with mounting eye 4.8 mm	220	ITB3	088296	100 pcs.

Accessories

		F3A Flanges		
		<ul style="list-style-type: none"> • RAL 7035 • Degree of protection IP66 (F3A-KTD with degree of protection reduced to IP54) 		
		Type Designation	Article No.	Units per package
<p>VT17407, VT09208, VT17507, VT17307, VT17607, VT17707, VT17807, VT17207</p>	Blind flange	F3A-0	074182	1
	Blind flange, sheet steel	F3A-XP	113426	1
	4xM16, 6xM25/16, 8xM32/20	F3A-4	081301	1
	2xM20, 8xM25/16, 4xM32/20, 1xM50/32	F3A-8	091468	1
	2xM16, 12xM20, 2xM40/25, 2xM50/32	F3A-12	076555	1
	24xM16, 13xM20	F3A-34	078928	1
	2 Grommets for cables up to Ø 70mm	F3A-KTD	083674	1
	Cellular rubber insertion flange 40 cables Ø 10-13mm 4 cables Ø 17-21mm 2 cables Ø 27-30mm	F3A-D	010145	1

Accessories

Cable Insertion	Hole Diameter mm	Outer Cable Diameter mm	Use of Cable NYM/NYY, 4-wire mm ²	Type Designation	Article No.	Units per Package
-----------------	---------------------	----------------------------	--	------------------	-------------	-------------------

VT06508



Membrane Grommets - Metric

- IP66, with integrated insertion membrane
- PE and thermoplastic elastomer, halogen-free

M16	16.5	1 – 9	H03VV-F3 x 0.75 mm ² , NYM 1 x 16/3 x 1.5 mm ²	KT-M16	216983	100
M20	20.5	1 – 13	H03VV-F3 x 0.75 mm ² , NYM 5 x 1.5/5 x 2.5 mm ²	KT-M20	207602	100
M25	25.5	1 – 18	H03VV-F3 x 0.75 mm ² , NYM 4 x 10 mm ²	KT-M25	207603	100
M32	32.5	1 – 25	H03VV-F3 x 0.75 mm ² , NYM 4 x 16/5 x 10 mm ²	KT-M32	207604	100

VT06708



Cable Glands - Metric, According to EN 50262

Cable glands, metric, with counternut and integrated strain relief

- IP68 up to 5 bar, polyamide, halogen-free
- Fire classification V2 according to UL94
- RAL 7035

M12	12.5	3 – 7	H03VV-F 3 x 0.75 mm ² , NYM 1 x 2.5 mm ²	V-M12	215078	20
M16	16.5	4.5 – 10	H03VV-F 3 x 1.5 mm ² , NYM 1 x 16/3 x 1.5 mm ²	V-M16	215077	20
M20	20.5	6 – 13	H05VV-F 4 x 2.5/3 x 4 mm ² , NYM 5 x 1.5/5 x 2.5 mm ²	V-M20	206910	20
M25	25.5	9 – 17	H05VV-F 5 x 2.5/5 x 4 mm ² , NYM 5 x 2.5/5 x 6 mm ²	V-M25	206911	20
M32	32.5	13 – 21	NYM 5 x 10 mm ²	V-M32	206912	10
M40	40.5	16 – 28	NYM 5 x 16 mm ²	V-M40	209668	10
M50	50.5	21 – 35	NYM 4 x 35/5 x 25 mm ²	V-M50	206913	5
M63	63.5	34 – 48	NYM 4 x 35 mm ²	V-M63	214835	3

VT06708



Multiple Sealing, Metric, for Cable Glands V-M...

M25	–	4 x 5 – 6	H03VV-F 2 x 0.75/3 x 0.75 mm ²	MFD25	215451	25
M32	–	4 x 3.5 – 7	H03VV-F 4 x 0.75 mm ²	MFD32	215452	25

VT07208



Sealing Plugs for Spare Openings in Multiple Sealing MFD...

M25	–	–	–	MFV25-6	215453	50
M32	–	–	–	MFV32-7	215454	50

Accessories

Cable Insertion	Hole Diameter mm	Outer Cable Diameter mm	Use of Cable NYM/NYY, 4-wire mm ²	Type Designation	Article No.	Units per Package
-----------------	---------------------	----------------------------	--	------------------	-------------	-------------------

VT03710



Cable Grommets PG

- For a wall thickness of 2-8 mm
- RAL 7035
- Plasticised PVC, cadmium- and lead free
- IP66, cable insertion from bottom

PG13.5	21.5	7 – 16	1.5 – 4	KT13,5	019658	1
PG16	23.5	7 – 17	1.5 – 10	KT16	022031	1
PG21	29.5	12.5 – 20	1.5 – 16	KT21	026777	1
PG29	38	12.5 – 31	1.5 – 35	KT29	029150	1
PG36	48	18 – 40	10 – 70	KT36	033896	1
PG42	55	18 – 47	10 – 95	KT42	038642	1

VT05608



Cable Grommets

- For a panel thickness of 2 to 3 mm
- Plasticised PVC
- IP66, cable insertion from bottom
- RAL 7035

–	58	14 – 54	–	KT3	031523	2
–	75	14 – 68	–	KT4	036269	3

VT02610



Cable Gland for Ventilation IP69K

- RAL 7035

M20	20.5	6-13	H05VV-F4x2,5/3x4mm ² , NYM 5x1,5/5x2,5mm ²	V-M20-VENT	120814	1
-----	------	------	---	------------	--------	---

VT06608



Grommets/Cable Glands for Pressure Compensation

Ventilation grommet with filter disc, metric or PG

- For use at the bottom or side of the enclosures, PE and PVC
- RAL 7035

M25	25.5	–	–	KT-M25F	224556	50
PG16	23.5	–	–	KT16F	024404	100

VT05808



Cable Gland for Ventilation IP56

- For use at the bottom or side of the enclosures, polyamide, halogen-free
- Permeable to air, non-permeable to dust
- To prevent condensation of water
- RAL 7035

M20	20.5	–	–	STB-M20F	224557	20
M25	25.5	–	–	STB-M25F	224558	20

Accessories

	Cable Insertion	Hole Diameter mm	Outer Cable Diameter mm	Use of Cable NYM/NYY, 4-wire mm ²	Type Designation	Article No.	Units per Package
Pressure Compensation Gland							
Pressure Compensation Gland, IP66, metric							
• Colour RAL 7035							
VT33209	M40x1.5	-	-	-	DAV-M40	107225	2
Pressure Compensation Gland, IP66, PG							
• Colour RAL 7032							
VT33609	PG29	-	-	-	DA412	079219	2

VT33209



VT33609



Technical Specifications




Technical Data		
General information		
Standards and regulations		IEC/EN 60529, IEC 62262, IEC/EN 62208
RoHS		According to Directive 2002/95/EG of the European Parliament and Council
Climatic resistance		Moist heat, constant according to IEC 60068-2-78, Moist heat, periodic according to IEC 60068-2-30
Ambient temperature	°C	-40 to +70
Degree of protection		IP66
Degree of protection with ventilation panels		IP23
Set-up locations		Indoor/outdoor
Incorporation grid	mm	25
Dissipated power loss		See separate table
Material		
Material		Sheet steel
Surface finish		Structured powder-coating on Polyester base
Colour		RAL 7035, light grey
Surface		Slightly structured
Degree of gloss		Glossy
Body	mm	≤ CS-65/...: 1.2; ≥ CS-66/...: 1.5
Mounting plate	mm	2; as of height 800 x width 400mm: 3
Door	mm	≤ CS-43/...: 1.0; ≤ CS-64/...: 1.2; ≤ CS-88/...: 1.5; ≤ CS-1212/...: 2.0
Bottom panel	mm	1.5
Material properties		
Mechanical		
Shock-resistance rating		IK09 according to EN 62262
Assembly weight - entire cabinet		See separate table
Assembly weight - door		See separate table
Assembly weight - mounting plate		See separate table
Assembly weight - wall-mounting brackets		See separate table
Description/Basic equipment		
Type of construction conductor		Folded and seam-welded, 2 M6 threaded bolts are included for protective connection inside the enclosure
Rear panel		9 mm holes for wall-fixing
Side panels		No holes
Top panel		No holes
Bottom panel		No holes, foam sealant, removable for F3A-... flanges or for customized solutions
Mounting plate		Basic equipment, sheet steel, sendzimir zinc-plated. 15 mm clearance to rear panel. Mounted onto M8 copper thread-welding bolt. Therefore an additional protective conductor connection is not compulsory.
Door		1 M6 thread-welding bolt for protective conductor connections in the door. Where electrical operating material needs to be integrated in the door, a consistent and permanent protective conductor connection needs to be established by means of a protective conductor cable. Please use the thread-welding bolts on the door and on the side panel of the body as connecting points.
Door hinges		Right side, can be reversed on-site
Door opening angle	°	120
Locking system		Metal turnbuckle. standard lock. 3 mm two-way key-bit.
Locks	Number	See Ordering Section

Technical Specifications

General Information


Load of wall-mounting	500 kg with vertically and horizontally fixed mounting brackets, symmetrical load
Material plastic	free from halogen
Resistance of plastics to glow wire	650°C
Intended location	outdoor and indoor

Maximum assembly weight

	Max. kg Enclosure	Max. kg Mounting Plate	Max. kg Door
			
CS-2520/150	150	125	25
CS-32/150	150	125	25
CS-33/150	150	125	25
CS-33/200	150	125	25
CS-34/200	175	150	25
CS-43/150	175	150	25
CS-43/200	175	150	25
CS-44/150	225	200	25
CS-44/200	225	200	25
CS-46/200	225	200	25
CS-46/250	225	200	25
CS-46/300	225	200	25
CS-54/150	225	200	25
CS-54/200	225	200	25
CS-54/250	225	200	25
CS-55/250	225	200	25
CS-64/150	225	200	25
CS-64/200	225	200	25
CS-64/250	225	200	25
CS-65/150	275	250	25
CS-65/200	275	250	25
CS-65/250	275	250	25
CS-66/200	275	250	25
CS-66/250	275	250	25
CS-66/300	275	250	25
CS-68/300	275	250	25
CS-75/200	275	250	25
CS-75/250	275	250	25
CS-84/200	325	300	25
CS-84/250	325	300	25
CS-86/200	325	300	25
CS-86/250	325	300	25
CS-86/300	325	300	25
CS-88/200	325	300	25
CS-88/300	325	300	25
CS-810/300	390	350	40
CS-106/250	390	350	40
CS-106/300	390	350	40
CS-108/250	390	350	40
CS-108/300	390	350	40
CS-1010/300	390	350	40
CS-126/250	390	350	40
CS-128/300	390	350	40
CS-1210/300	390	350	40
CS-1212/250	390	350	40

Technical Specifications

Maximum assembly weight per set

Adjustment of bracket	symmetrical load	n brackets	position of bracket
			
V or H	500 kg	4	top and bottom

Amount of heat to be dissipated

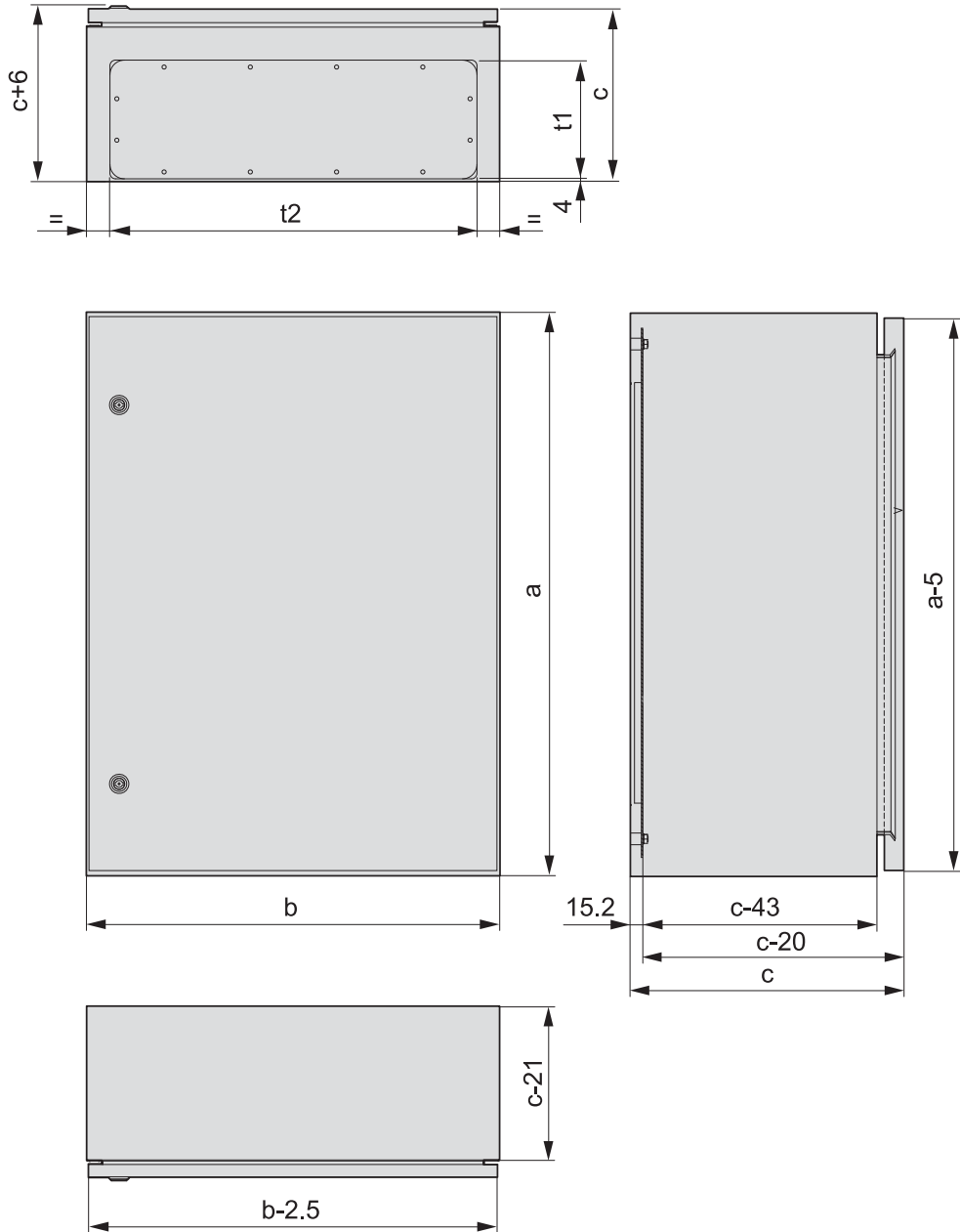
Amount of heat to be dissipated (power loss) P_L [W] for all-over closed, wall-mounted Eaton/Moeller CS sheet steel enclosures without internal separations.

Example: Max. ambient temperature 35°C; excess temperature $\Delta T = 20$ K; relative humidity = 75%

Code	Max. power loss P_L Single wall-mounted enclosure	Max. power loss P_L First wall-mounted enclosure	Max. power loss P_L Wall-mounted enclosure in the center
CS-2520/150	11 W	10 W	9 W
CS-32/150	13 W	11 W	10 W
CS-33/150	16 W	15 W	14 W
CS-33/200	19 W	18 W	16 W
CS-34/200	23 W	22 W	21 W
CS-43/150	21 W	19 W	18 W
CS-43/200	24 W	22 W	20 W
CS-44/150	25 W	24 W	22 W
CS-44/200	29 W	27 W	25 W
CS-54/150	30 W	28 W	27 W
CS-54/200	35 W	32 W	30 W
CS-46/200	39 W	37 W	35 W
CS-46/250	44 W	42 W	39 W
CS-46/300	49 W	46 W	43 W
CS-54/250	39 W	36 W	33 W
CS-55/250	45 W	42 W	39 W
CS-64/150	35 W	33 W	31 W
CS-64/200	40 W	37 W	34 W
CS-65/150	42 W	39 W	37 W
CS-65/200	47 W	44 W	41 W
CS-64/250	45 W	42 W	38 W
CS-65/250	55 W	49 W	45 W
CS-66/200	54 W	51 W	48 W
CS-66/250	60 W	56 W	52 W
CS-66/300	65 W	61 W	57 W
CS-68/300	81 W	76 W	72 W
CS-75/200	53 W	50 W	47 W
CS-75/250	59 W	55 W	51 W
CS-84/200	51 W	47 W	44 W
CS-84/250	57 W	53 W	48 W
CS-86/200	68 W	64 W	60 W
CS-86/300	82 W	76 W	70 W
CS-88/200	85 W	81 W	77 W
CS-86/250	75 W	70 W	65 W
CS-88/300	101 W	95 W	89 W
CS-810/300	120 W	113 W	108 W
CS-106/250	91 W	85 W	79 W
CS-106/300	99 W	91 W	84 W
CS-108/250	112 W	106 W	100 W
CS-108/300	121 W	113 W	106 W
CS-1010/300	143 W	136 W	128 W
CS-126/250	106 W	99 W	92 W
CS-128/300	141 W	132 W	123 W
CS-1210/300	166 W	158 W	149 W
CS-1212/250	180 W	173 W	166 W

Dimensions

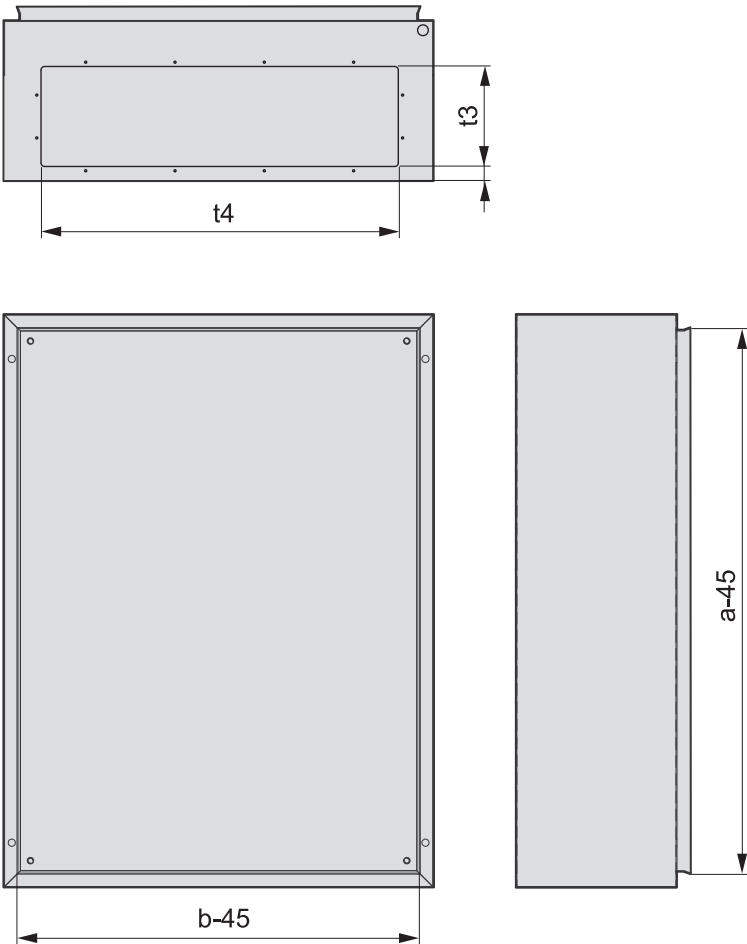
CS Wall-mounted Enclosure with door and blind flanges



Note:
Please refer to selection page 31 for A, B, C, t1, t2 values

Dimensions

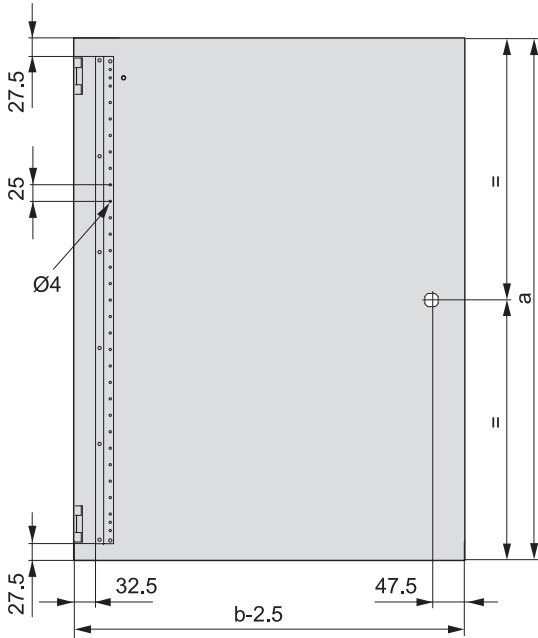
CS Wall-mounted Enclosure without door, without blind flanges



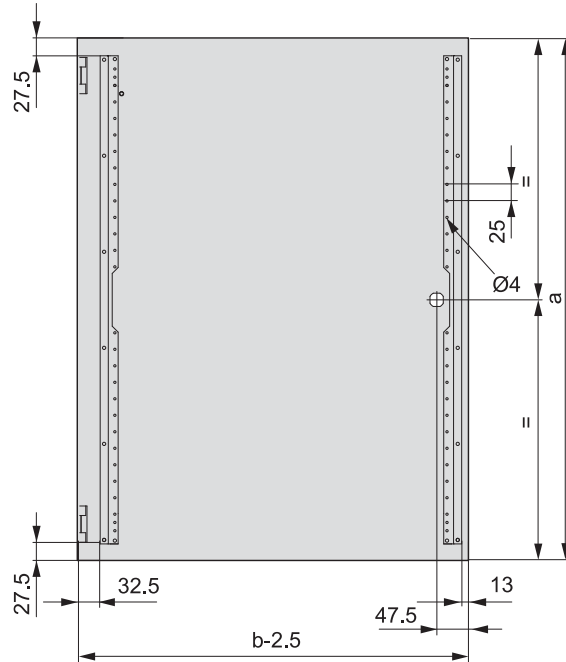
Dimensions

Doors

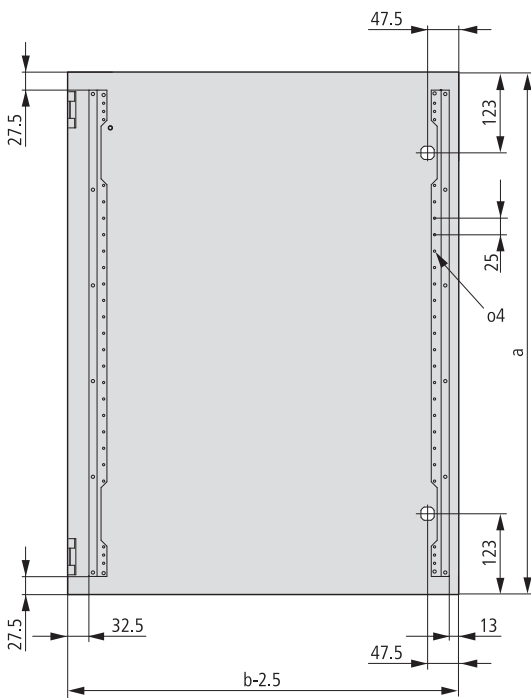
DT(S)-2520, DT(S)-3020



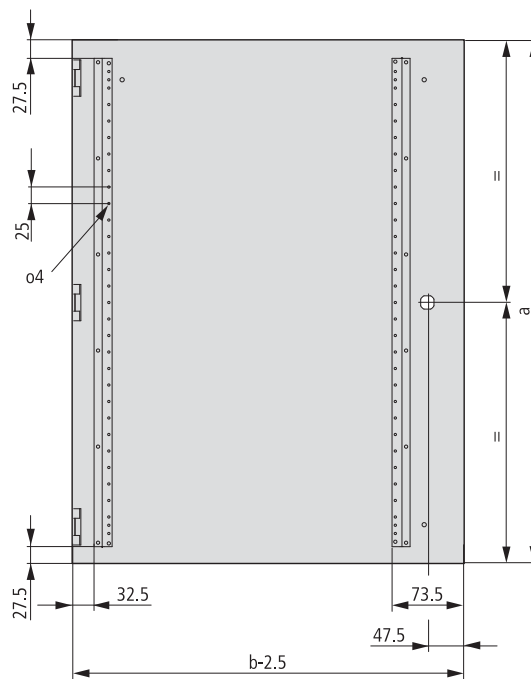
DT(S)-3030, DT(S)-3040, DT(S)-4



DT(S)-5, DT(S)-6, DT(S)-7



DT(S)-10, DT(S)-12

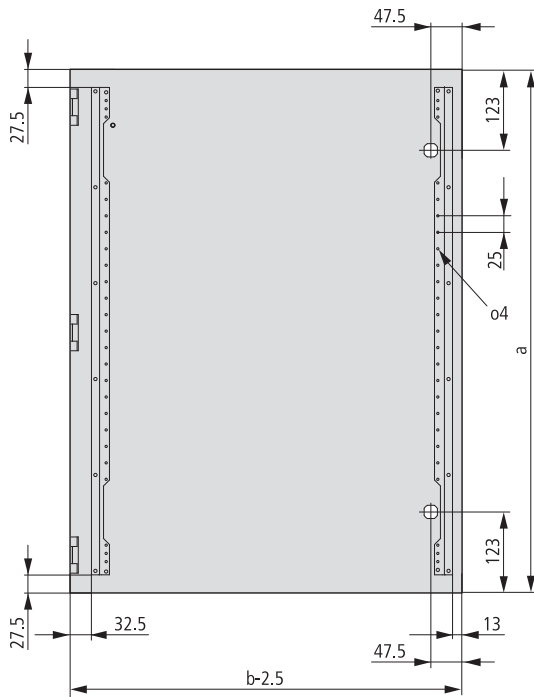


Note:
Please refer to selection page 31 for A, B, C values

Dimensions

Doors

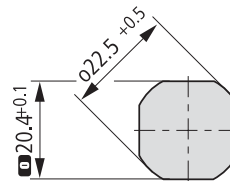
DT(S)-8



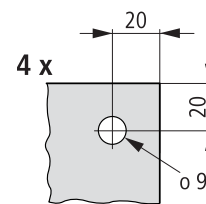
Distance between two holes between two door profile bars:

Width B	Distance between two holes (mm)
300	203.4
400	303.4
500	403.4
600	503.4
800	703.4
1000	903.4
1200	1103.4

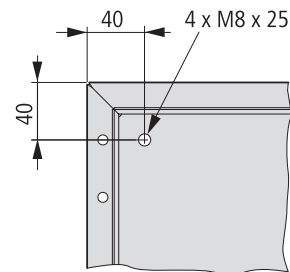
Mounting opening - Lock



Position of the 4 holes at the rear panel of the enclosure for wall-mounting



Position of the 4 threaded bolts at the rear panel of the enclosure



Dimensions

Dimensions Enclosure

Type	a	b	c	t1	t2	t3	t4
CS-2520/150	250	200	150	112	182	80	150
CS-32/150	300	200	150	112	182	80	150
CS-33/150	300	300	150	112	232	80	200
CS-33/200	300	300	200	172	262	140	230
CS-34/200	300	400	200	172	332	140	300
CS-43/150	400	300	150	112	232	140	200
CS-43/200	400	300	200	172	262	140	230
CS-44/150	400	400	150	112	332	140	300
CS-44/200	400	400	200	172	332	140	300
CS-46/200	400	600	200	172	532	140	500
CS-46/250	400	600	250	172	532	140	500
CS-46/300	400	600	300	172	532	140	500
CS-54/150	500	400	150	112	332	80	300
CS-54/200	500	400	200	172	332	140	300
CS-54/250	500	400	250	172	332	140	300
CS-55/250	500	500	250	172	432	140	400
CS-64/150	600	400	150	112	332	80	300
CS-64/200	600	400	200	172	332	140	300
CS-64/250	600	400	250	172	332	140	300
CS-65/150	600	500	150	112	332	80	300
CS-65/200	600	500	200	172	432	140	400
CS-65/250	600	500	250	172	432	140	400
CS-66/200	600	600	200	172	532	140	500
CS-66/250	600	600	250	172	532	140	500
CS-66/300	600	600	300	172	532	140	500
CS-68/300	600	800	300	172	732	140	700
CS-75/200	700	500	200	172	432	140	400
CS-75/250	700	500	250	172	432	140	400
CS-84/200	800	400	200	172	332	140	300
CS-84/250	800	400	250	172	332	140	300
CS-86/200	800	600	200	172	532	140	500
CS-86/250	800	600	250	172	532	140	500
CS-86/300	800	600	300	172	532	140	500
CS-88/200	800	800	200	172	732	140	700
CS-88/300	800	800	300	172	732	140	700
CS-810/300	800	1000	300	172	932	140	900
CS-106/250	1000	600	250	172	532	140	500
CS-106/300	1000	600	300	172	532	140	500
CS-108/250	1000	800	250	172	732	140	700
CS-108/300	1000	800	300	172	732	140	700
CS-1010/300	1000	1000	300	172	932	140	900
CS-126/250	1200	600	250	172	532	140	500
CS-128/300	1200	800	300	172	732	140	700
CS-1210/300	1200	1000	300	172	932	140	900
CS-1212/250	1200	1200	250	2x172	532	2x140	500

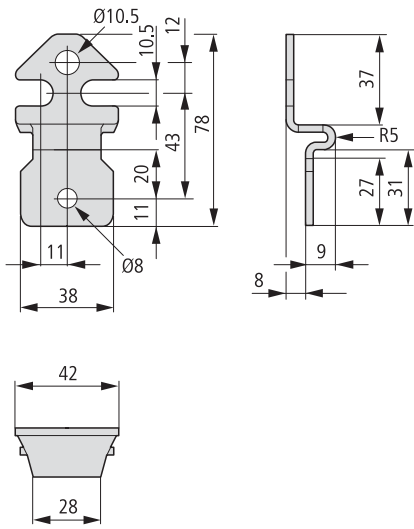
Dimensions Doors

Enclosure		Door	
Height	Width	Height	Width
250	200	248	197,5
300	200	298	197,5
300	300	298	297,5
300	400	298	397,5
400	300	398	297,5
400	400	398	397,5
400	600	398	597,5
500	400	498	397,5
500	500	498	497,5
600	400	598	397,5
600	500	598	497,5
600	600	598	597,5
600	800	598	797,5
700	500	698	497,5
800	400	798	397,5
800	600	798	597,5
800	800	798	797,5
800	1000	798	997,5
1000	600	998	597,5
1000	800	998	797,5
1000	1000	998	997,5
1200	600	1198	597,5
1200	800	1198	797,5
1200	1000	1198	997,5
1200	1200	1198	1197,5

Dimensions

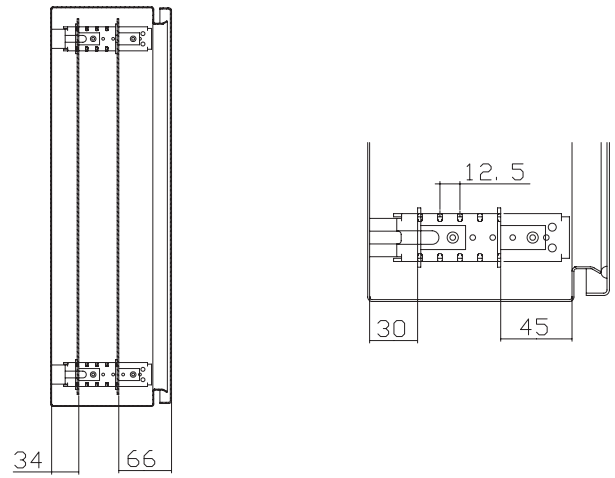
Wall-mounting bracket

WFB-SET-CS



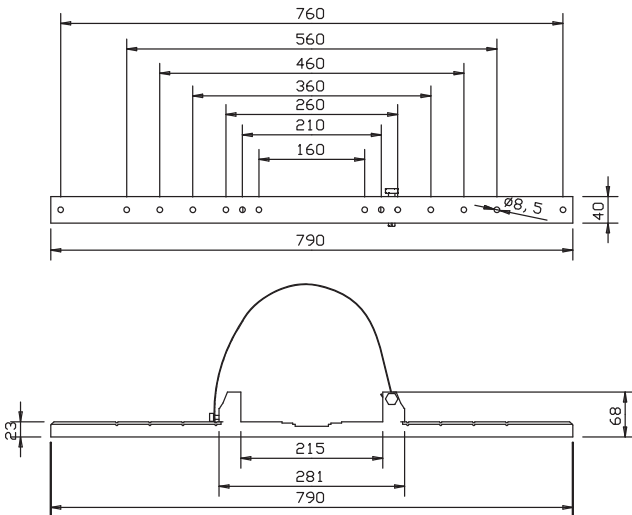
Depth-adjustment elements for mounting plates

DAS-SET-CS



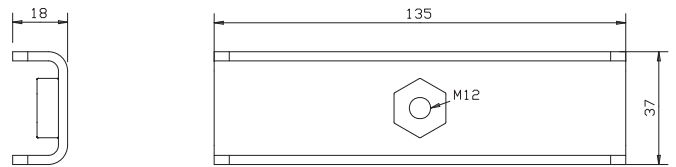
Fixing on a mast

MAST-FIT-CS



Set of lifting eyebolts with profile brackets

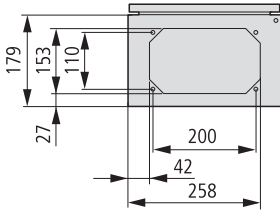
TOR-SET/135-CS



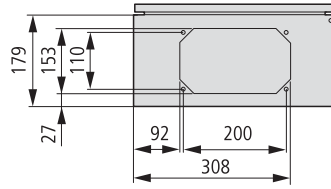
Dimensions

Bottom of Enclosure with F3A Flange Openings

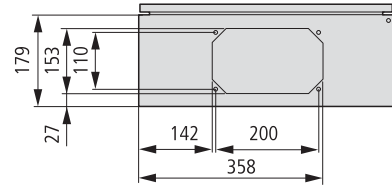
300 x 200



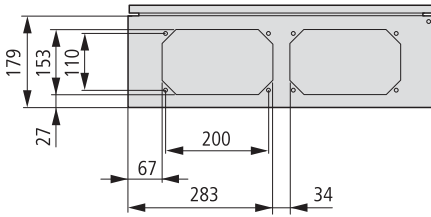
400 x 200



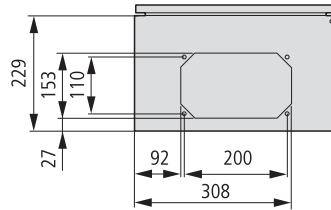
500 x 200



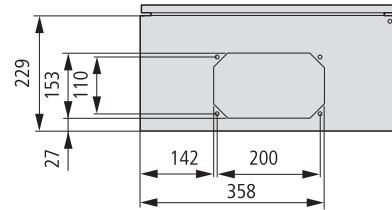
600 x 200



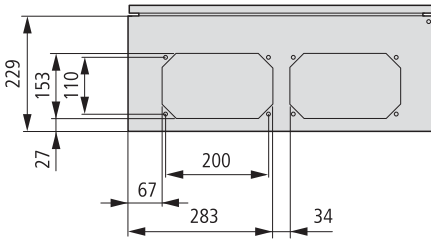
400 x 250



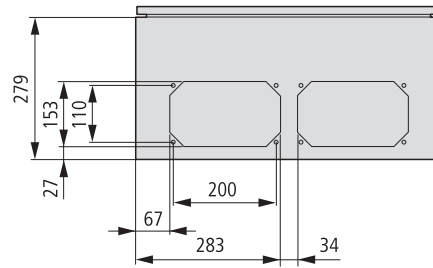
500 x 250



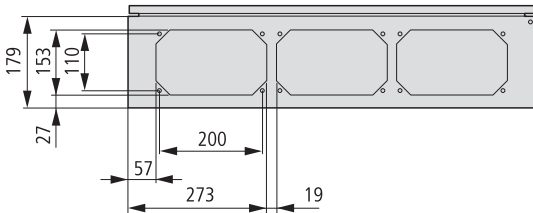
300 x 250



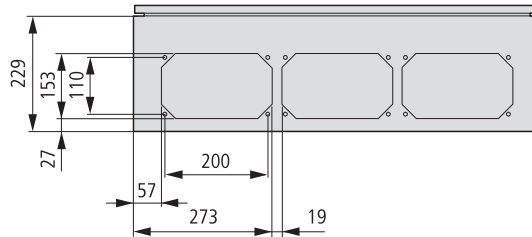
600 x 300



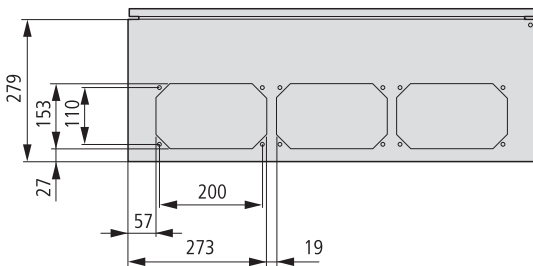
800 x 200



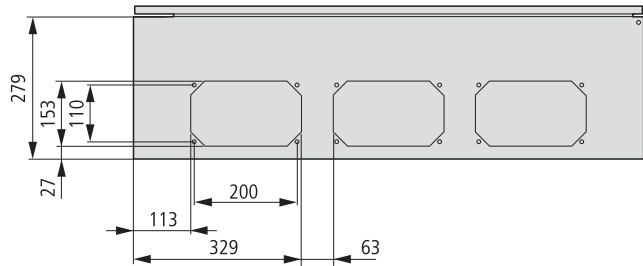
800 x 250



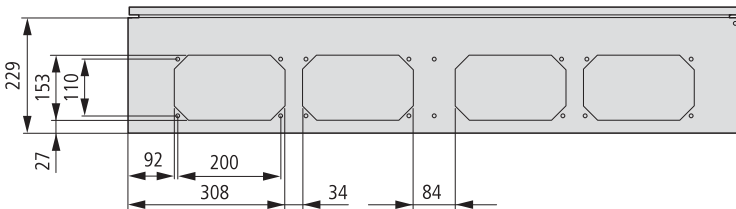
800 x 300



1000 x 300

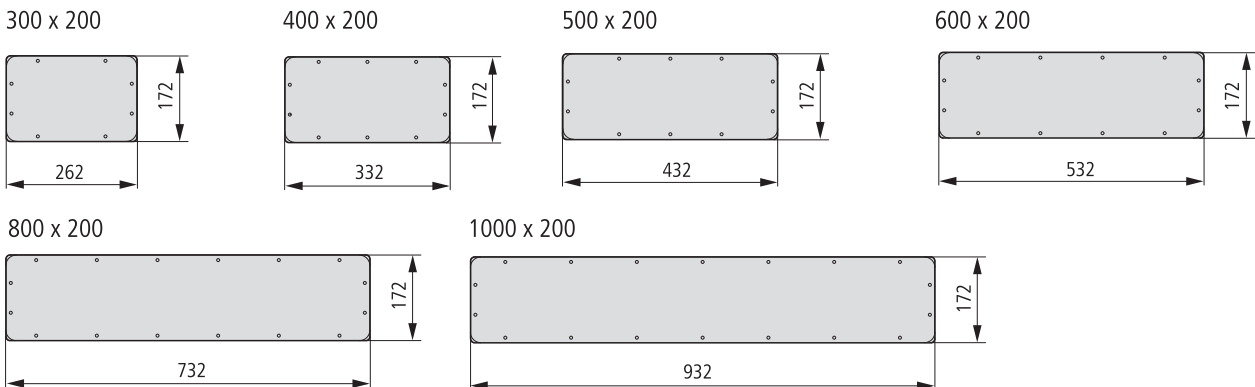


1200 x 250

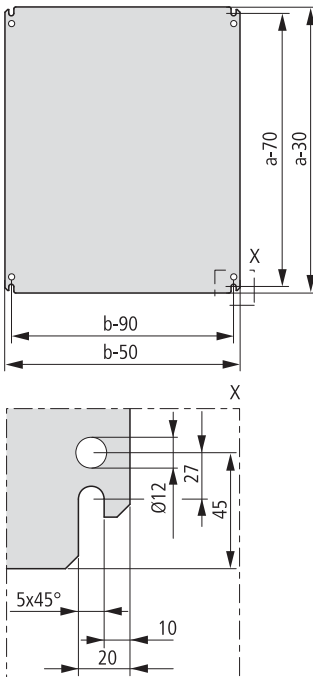


Dimensions

Bottom of Enclosure, with Flange Openings F3A



Mounting Plates MPP, MPL

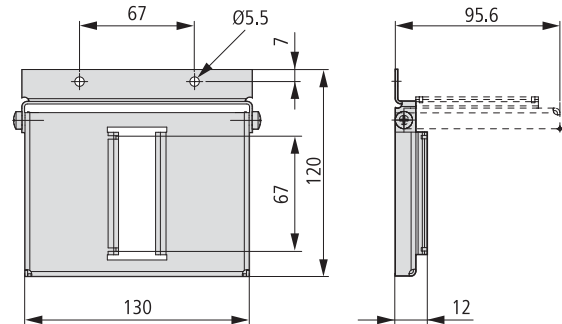


a, b = Dimensions of the enclosure

Type Plate Mounting

Type Plate	Height	Width
CS-2520/150	220	150
CS-32/150	270	150
CS-33/150	270	250
CS-33/200	270	250
CS-34/200	270	350
CS-43/150	370	250
CS-43/200	370	250
CS-44/150	370	350
CS-44/200	370	350
CS-46/200	370	550
CS-46/250	370	550
CS-46/300	370	550
CS-54/150	470	350
CS-54/200	470	350
CS-54/250	470	350
CS-55/250	470	450
CS-64/150	570	350
CS-64/200	570	350
CS-64/250	570	350
CS-65/150	570	450
CS-65/200	570	450
CS-65/250	570	450
CS-66/200	570	550
CS-66/250	570	550
CS-66/300	570	550
CS-68/300	550	770
CS-75/200	670	450
CS-75/250	670	450
CS-84/200	770	350
CS-84/250	770	350
CS-86/200	770	550
CS-86/250	770	550
CS-86/300	770	550
CS-88/200	770	750
CS-88/300	770	750
CS-810/300	770	750
CS-106/250	970	550
CS-106/300	970	550
CS-108/250	970	750
CS-108/300	970	750
CS-1010/300	970	950
CS-126/250	1170	550
CS-128/300	1170	750
CS-1210/300	1170	950
CS-1212/250	1170	1150

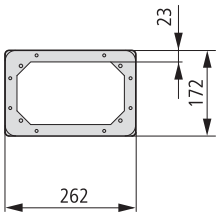
Support Rail Module for Soft Starters TS35-DS4-CS



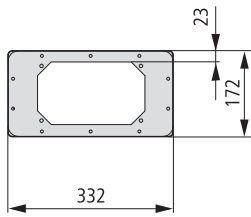
Dimensions

Bottom Panels with Flange Openings (for F3A Flanges)

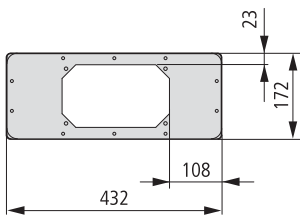
AFP-3-CS



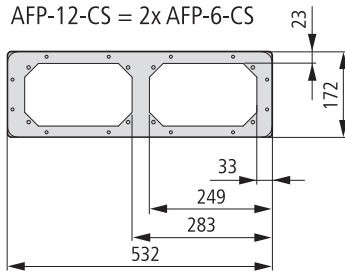
AFP-4-CS



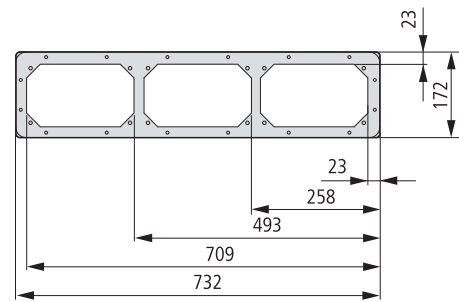
AFP-5-CS



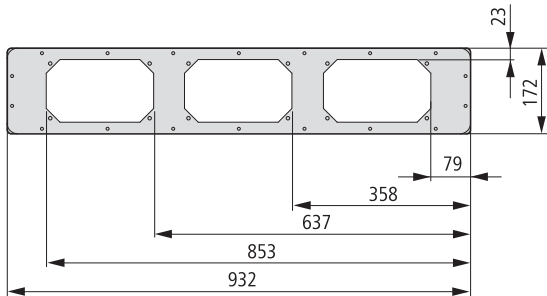
AFP-6-CS
AFP-12-CS = 2x AFP-6-CS



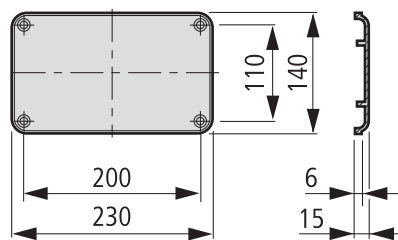
AFP-8-CS



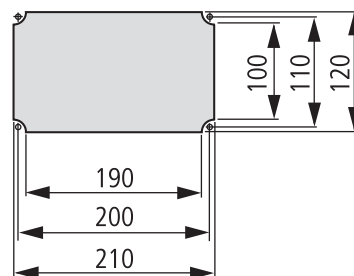
AFP-10-CS



Flange Plastic F3A



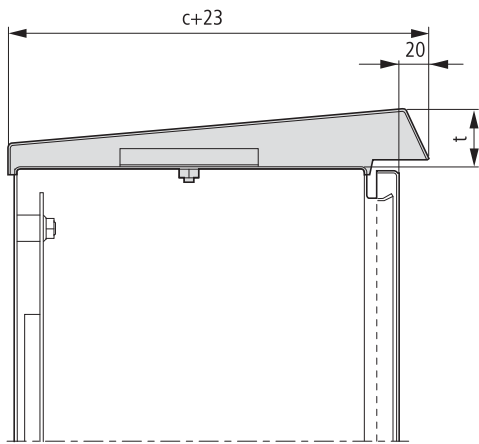
Opening of Flange



Dimensions

Canopy

CNP

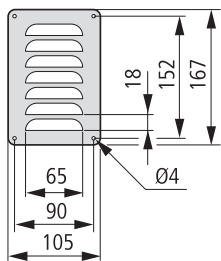


Type	$c+23$ (mm)	t (mm)
CNP-2/150-CS	173	30
CNP-3/150-CS	173	30
CNP-3/200-CS	223	34
CNP-4/150-CS	173	30
CNP-4/200-CS	223	34
CNP-4/250-CS	273	38
CNP-5/150-CS	173	30
CNP-5/200-CS	223	34
CNP-5/250-CS	273	38
CNP-6/200-CS	223	34
CNP-6/250-CS	273	38
CNP-6/300-CS	323	42
CNP-8/200-CS	223	34
CNP-8/250-CS	273	38
CNP-8/300-CS	323	42
CNP-10/300-CS	323	42
CNP-12/250-CS	273	38

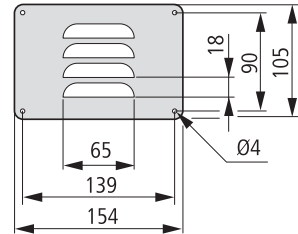
c = Depth of enclosure

Ventilation louvers

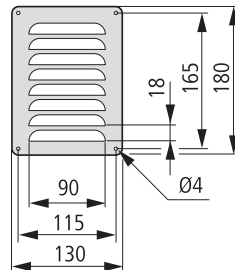
LVP-20V12-CS



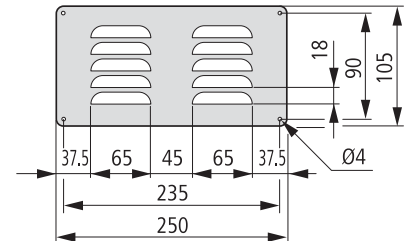
LVP-20H12-CS



LVP-30V15-CS

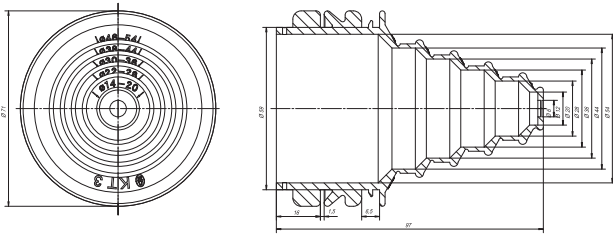


LVP-30H15-CS

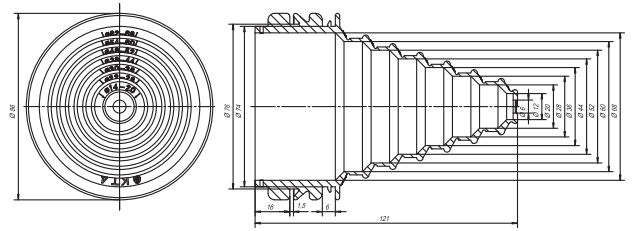


Dimensions

Cable Grommets

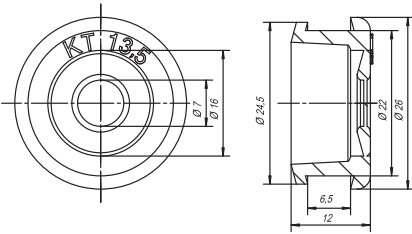


KT3

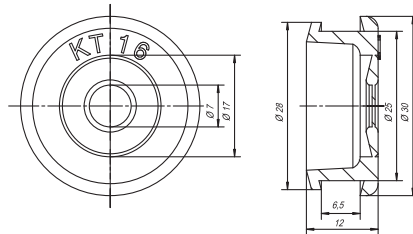


KT4

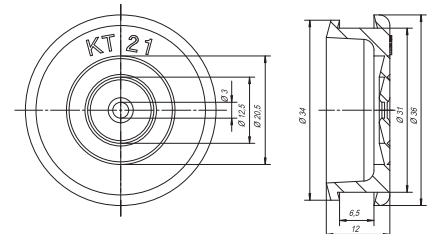
Cable Grommets PG



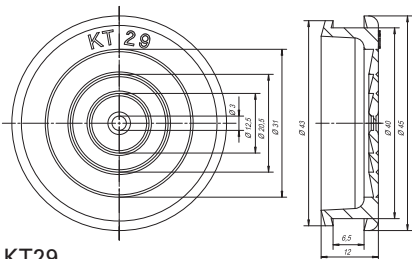
KT13,5



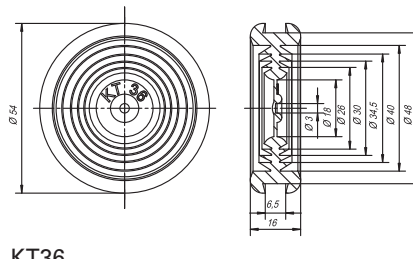
KT16



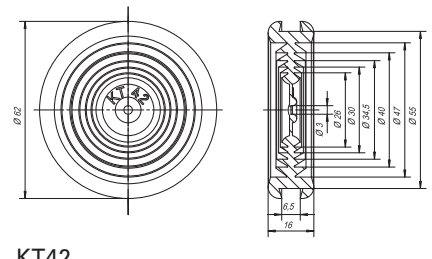
KT21



KT29




KT36



KT42


Note

Note




Note

Note



Note

Note



Eaton Corporation

Eaton is a leading energy management company. Eaton operates worldwide with products, systems and services in the electrical, hydraulic, aerospace, truck and automotive sectors.

Eaton Electrical Sector

Eaton Electrical Sector is the worldwide leader in products, systems and services for energy distribution, safe electricity supply and automation in industrial, residential and purpose-built buildings, public facilities, energy providers, commerce and OEMs. Eaton Electrical Sector includes the brands Cutler-Hammer®, Moeller®, Micro Innovation, Powerware®, Holec®, MEM®, Santak® and MGE Office Protection Systems™.

www.eaton.com

Addresses worldwide:
www.eaton.com/address

E-Mail: InfoAustria@eaton.com
Internet: www.eaton.com

Publisher:
Eaton GmbH
Hein-Moeller-Str. 7-11
D-53115 Bonn

© 2011 by Eaton
Subject to alterations
CS_Distri_MV_E
FK4300-1178GB
Printed in Austria (01/11)
Graphics: SRA
DigiPics, Lithos: Jonas, Heidenreichstein
Print: Druckerei Rabl, Schrems
Article No. 113926



Powering Business Worldwide

X-ON Electronics

Largest Supplier of Electrical and Electronic Components

Click to view similar products for [Enclosures, Boxes, & Cases](#) category:

Click to view products by [Eaton](#) manufacturer:

Other Similar products are found below :

[CR-425 PAINTED](#) [585-R-WH-PK](#) [M-10-PLATED](#) [60221-01](#) [60566-01-000](#) [HPL-9VB BATT DOOR](#) [M-16-LID-PLATED](#) [M18-PLTD](#) [M-21-LID-PLATED](#) [M-21-PLATED](#) [M-23-PLATED](#) [CU-281-MB](#) [6711GSKT](#) [71884-29-028](#) [LH45-100 Black](#) [7200B](#) [72868-510-000](#) [CNS-0000 Black](#) [72883-510-000](#) [CNS-0101 Black](#) [72906-510-000](#) [CNS-0407 Black](#) [73091-510-000](#) [CNM-0000-BLACK Kit](#) [73092-510-000](#) [CNM-0101 Black](#) [73108-510-000](#) [CNL-0303 Black](#) [73395-510-039](#) [CNS-0006 Bone](#) [74257-510-000](#) [CNL-0004](#) [MDC-1183-PLAIN-ALUM](#) [MDC-1183-PTD](#) [MDC-13104-PLAIN-ALUM](#) [MDC-211 - PAINTED IVORY/BEIGE](#) [MDC-321-PTD](#) [MDC-432-PLAIN-ALUM](#) [MDC-973-PTD](#) [76](#) [77153-01-028](#) [FLX6030](#) [83535-01-508](#) [PS-11296-G](#) [PS-11298-B](#) [116-508](#) [120-407](#) [120-412](#) [120-909](#) [120-455](#) [R272-100-000](#) [120-910](#) [R501-001-010](#) [R508-080-000](#) [R508-160-000](#) [R530-120-000](#) [R530-122-000](#) [R530-200-000](#) [R531-160-000](#) [R531-200-000](#) [R582-080-100](#)