

TFSM Series Tuning Fork Crystal

Features

- 32.7680kHz Frequency Reference
- Tuning Fork Crystal Design
- Cylindrical Thru-Hole Package w/ SM Lead-Form
- Compatible to Citizen CMR200T and Micro Crystal MS1V-T1K
- Frequency Tolerance, ± 20 ppm Standard
- Parabolic Temperature Coefficient
- Tape and Reel Packaging, EIA-418



Part Dimensions:
6.2 x 2.1mm • 56.56mg

RoHS Compliant in Accordance with EU Directive 2011/65/EU

- Lead-Free Termination Finish
- Exemption 7(a), Lead [Pb] in high melting temperature type solders

Applications

- Real Time Clock Reference
- FPGAs & Microcontrollers
- Wireless Communications
- Consumer Electronics
- Computer Peripherals
- IoT Applications
- Instrumentation
- Industrial Electronics

Description

CTS TFSM Series is ideal for supporting wide range of electronic designs requiring a Real Time Clock reference. This series will support general commercial applications.

Ordering Information

Model	Frequency Tolerance	Load Capacitance	Frequency Code [kHz]										
TFSM 26	2	P	32K7680										
<table border="1"> <thead> <tr> <th>Code</th> <th>Package</th> </tr> </thead> <tbody> <tr> <td>26</td> <td>6.2x2.1mm</td> </tr> </tbody> </table>		Code	Package	26	6.2x2.1mm	<table border="1"> <thead> <tr> <th>Code</th> <th>Capacitance</th> </tr> </thead> <tbody> <tr> <td>P</td> <td>12.5pF</td> </tr> <tr> <td>T</td> <td>6pF</td> </tr> </tbody> </table>		Code	Capacitance	P	12.5pF	T	6pF
Code	Package												
26	6.2x2.1mm												
Code	Capacitance												
P	12.5pF												
T	6pF												
<table border="1"> <thead> <tr> <th>Code</th> <th>@ +25°C</th> </tr> </thead> <tbody> <tr> <td>2</td> <td>± 20ppm</td> </tr> <tr> <td>1</td> <td>± 10ppm¹</td> </tr> </tbody> </table>		Code	@ +25°C	2	± 20 ppm	1	± 10 ppm ¹	<table border="1"> <thead> <tr> <th>Code</th> <th>Frequency</th> </tr> </thead> <tbody> <tr> <td colspan="2">Product Frequency Code ²</td> </tr> </tbody> </table>		Code	Frequency	Product Frequency Code ²	
Code	@ +25°C												
2	± 20 ppm												
1	± 10 ppm ¹												
Code	Frequency												
Product Frequency Code ²													

Notes:

- 1) Check factory for availability.
- 2) Frequency is recorded with two leading digits before the 'K' and 4 significant digits after the 'K' [including zeros].

**Not all performance combinations and frequencies may be available.
Contact your local CTS Representative or CTS Customer Service for availability.**

This product is specified for use only in standard commercial applications. Supplier disclaims all express and implied warranties and liability in connection with any use of this product in any non-commercial applications or in any application that may expose the product to conditions that are outside of the ranges provided in its specification.

Electrical Specifications

Operating Conditions

PARAMETER	SYMBOL	CONDITIONS	MIN	TYP	MAX	UNIT
Operating Temperature	T_A	-	-10	+25	+60	°C
Turnover Temperature	T_M	-	+20	+25	+30	°C
Storage Temperature	T_{STG}	-	-40	-	+85	°C

Frequency Stability

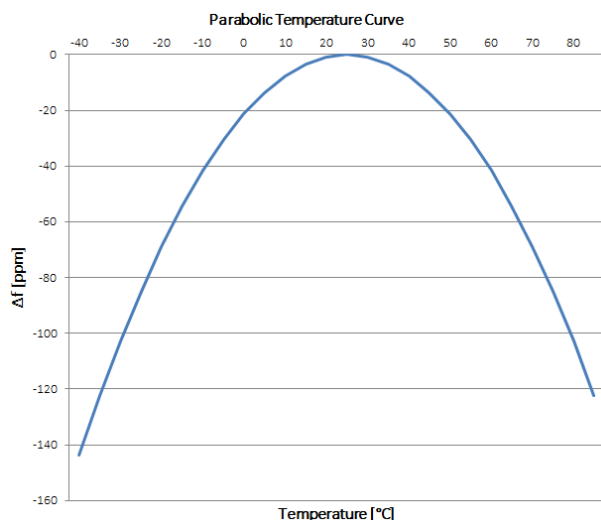
PARAMETER	SYMBOL	CONDITIONS	MIN	TYP	MAX	UNIT
Frequency	f_0	-		32.7680		kHz
Frequency Tolerance [Note 1]	$\Delta f/f_0$	Standard @ +25°C	-20	-	20	ppm
Parabolic Coefficient	β	See Figure 1		-0.034 ±0.006		ppm/°C ²
Aging	$\Delta f/f_0$	First Year @ +25°C	-3	-	3	ppm

Crystal Parameters

PARAMETER	SYMBOL	CONDITIONS	MIN	TYP	MAX	UNIT
Operating Mode	-	-		Flexural Mode [Tuning Fork]		-
Load Capacitance [Note 1]	C_L	Standard	-	12.5	-	pF
Shunt Capacitance	C_0	-	-	1.0	-	pF
Motional Capacitance	C_1	-	-	3.0	-	fF
Series Resistance	R_1	-	-	-	40	kΩ
Drive Level	DL	-	-	-	1.0	μW
Insulation Resistance	R_i	+100Vdc ±15Vdc	500	-	-	MΩ

1.] See Ordering Information for available options.

Figure 1



Frequency Stability [Δf] at a given temperature,

$$\Delta f = \beta [T_A - T_M]^2$$

β = Parabolic Coefficient
 T_A = Ambient Temperature
 T_M = Turnover Temperature

Ex. Find frequency stability at $T_A = +45^\circ\text{C}$

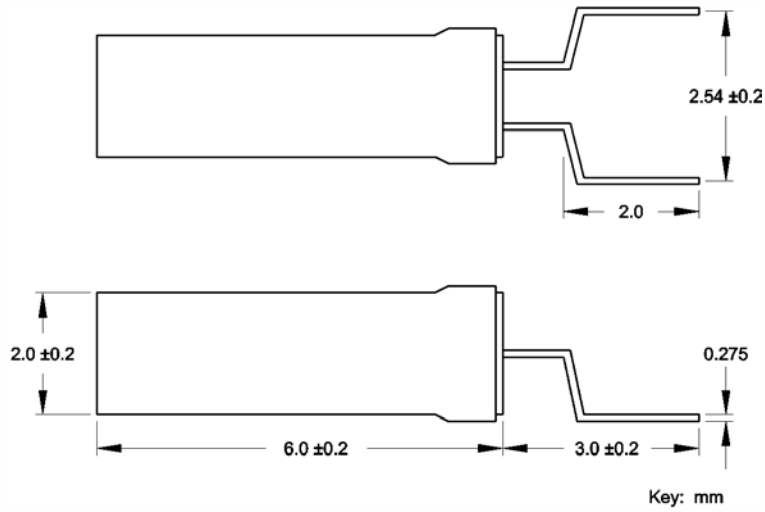
$$\Delta f = -0.034[45-25]^2$$

$$\Delta f = -0.034[20]^2$$

$$\Delta f = -13.6\text{ppm}$$

Mechanical Specifications

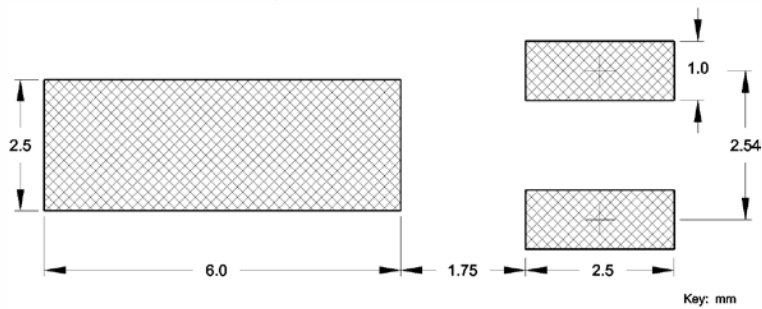
Package Drawing



Marking Information

Contact factory for marking formats that apply to this model series.

Recommended Pad Layout

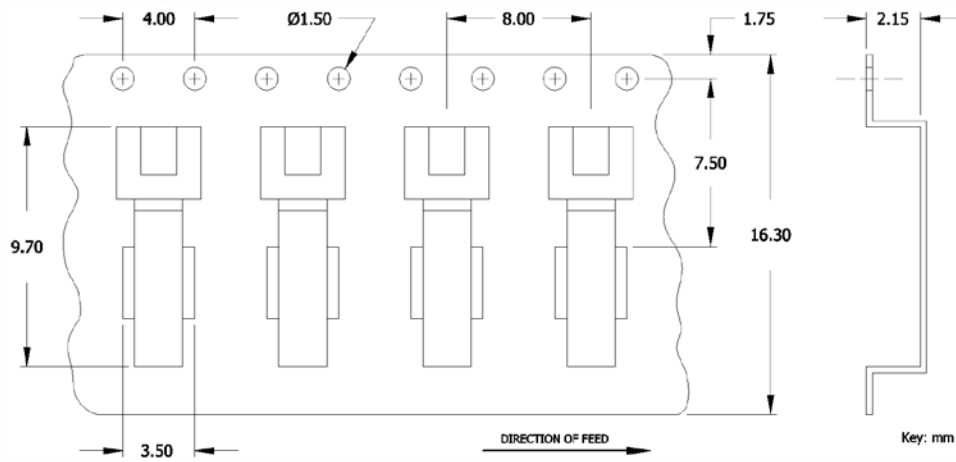


Notes

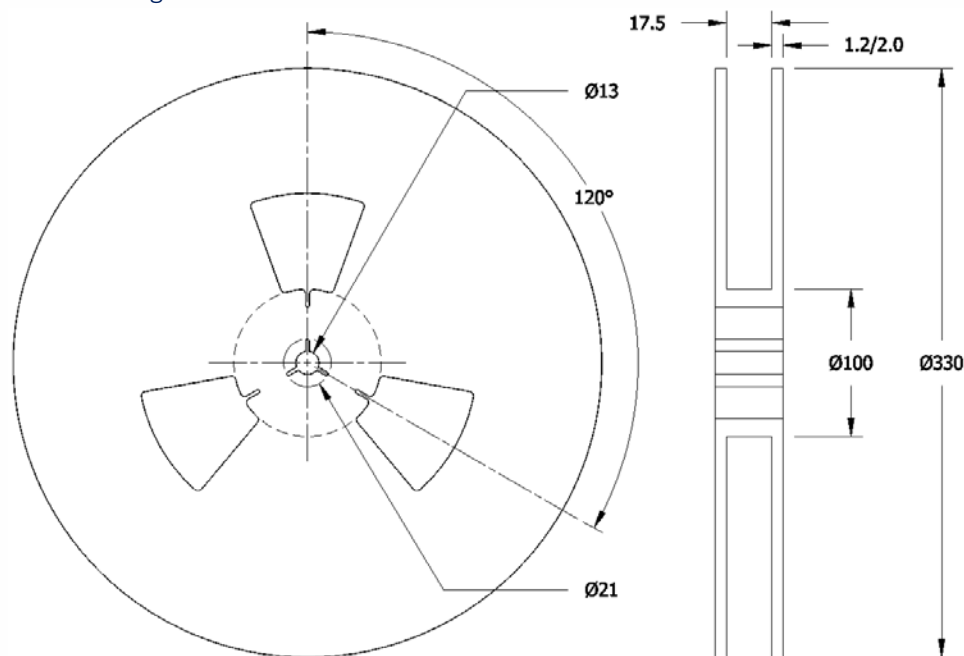
1. JEDEC termination code (e2). Barrier-plating is nickel [Ni] with tin [Sn] copper [Cu] finish.
2. Reflow conditions per JEDEC J-STD-020; +260°C maximum, 20 seconds.
3. MSL = 1.

Packaging - Tape and Reel

Tape Drawing



Reel Drawing



Notes

1. Device quantity is 3.4k pieces maximum per 330mm reel.
2. Complete CTS part number, frequency value, date code and manufacturing site code information must appear on reel and carton labels.

X-ON Electronics

Largest Supplier of Electrical and Electronic Components

Click to view similar products for [Crystals](#) category:

Click to view products by [CTS](#) manufacturer:

Other Similar products are found below :

[MC405 32.0000K-R3:PURE SN](#) [7A-40.000MAAE-T](#) [MP1-8.0](#) [99-BU](#) [9B-15.360MBBK-B](#) [PTX-A2JM-10.000M](#) [9C-7.680MBBK-T](#) [H10S-12.000-18-EXT-TR](#) [AB-11.0592MHZ](#) [R38-32.768-12.5-5PPM-NPB](#) [BTD1062E05A-513](#) [C711980XFAS30XX](#) [21U15A-21.4MHZ](#) [RTX-781DF1-S-20.950](#) [LFX TAL066198Cutt](#) [9C-14.31818MBBK-T](#) [A-11.000MHZ-27](#) [SPT2A-.032768B](#) [SPT2A.032768G](#) [SSPT7F-9PF20-R](#) [FX325BS-38.88EEM1201](#) [MP-1-25.000MHZ-3L](#) [MP-1-6.000MHZ](#) [LFX TAL065253Cutt](#) [LFX TAL066431Cutt](#) [XT9S20ANA14M7456](#) [XT9SNLANA16M](#) [646G-24-2](#) [7A-24.576MBBK-T](#) [7B-30.000MBBK-T](#) [7A-14.31818MBBK-T](#) [6526-202-1501](#) [BTJ120E02C](#) [SG636PCE-20.000MC](#) [ABM3B-10.000MHZ-K-T](#) [3404](#) [CM315D32768EZFT](#) [C1E-24.000-7-2020-R](#) [C1E-19.200-12-1530-X-R](#) [C1E-16.000-12-1530-X-R](#) [ABM11-16.000MHZ-9-B1U-T](#) [FL5000014](#) [EUCA18-3.1872M](#) [425F35E027M0000](#) [17196](#) [MS3V-T1R-32.768kHz-7pF-20PPM-TA-QC-Au](#) [VXM7-1C1-16M000](#) [MS1V-T1K-32.768kHz-10pF-20PPM-TA-QC-Au](#) [MS3V-T1R-32.768kHz-9pF-20PPM-TA-QC-Au](#) [ECS-80-18-30-JGN-TR](#)