

MODEL: UJ2-B-HR-G-V | **DESCRIPTION:** USB RECEPTACLE

FEATURES

- USB Type B receptacle
- board lock
- USB 2.0


SPECIFICATIONS

parameter	conditions/description	min	typ	max	units
USB standard	USB 2.0				
rated input voltage				5	Vdc
rated input current				1.5	A
contact resistance ¹	between terminals and mating plug			30	mΩ
insulation resistance	between adjacent contacts	1000			MΩ
voltage withstand	between adjacent contacts	500			Vac
insertion force				35	N
withdrawal force		10			N
life			1,500		cycles
operating temperature		-40		85	°C
flammability rating	UL94V-0				
RoHS	yes				

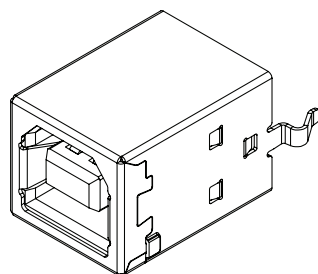
Note: 1. When measured at 20 mV / 100 mA.
2. All specifications measured at 10-35°C, humidity at 45-85%, under standard atmospheric pressure, unless otherwise noted.

SOLDERABILITY

parameter	conditions/description	min	typ	max	units
wave soldering	for 3-7 seconds	255	265	275	°C

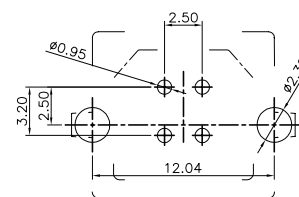
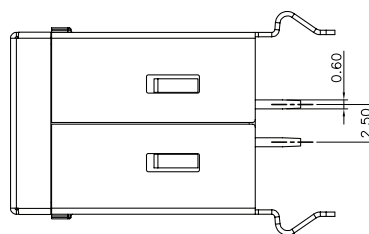
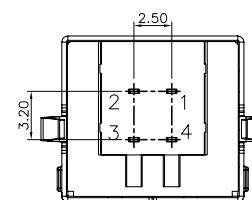
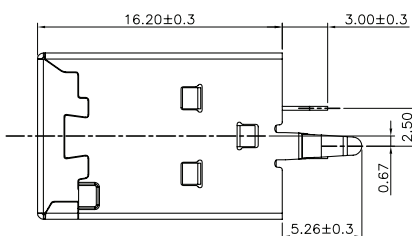
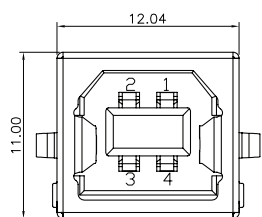
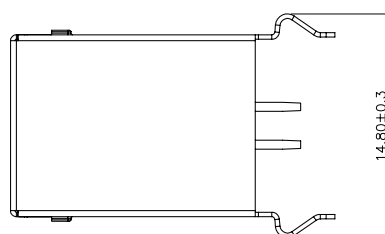
MECHANICAL DRAWING

units: mm
 tolerance:
 X. ± 0.50 mm
 X.X ± 0.30 mm
 X.XX ± 0.20 mm
 X.XXX ± 0.10 mm
 unless otherwise specified



DESCRIPTION	MATERIAL	PLATING/COLOR
insulator	PBT + 30% GF	black
contact	C2680 copper alloy	contact area: gold flash solder area: tin over nickel
shell	SPCC t=0.3 mm	nickel

PIN CONNECTIONS			
PIN	SIGNAL NAME	DESCRIPTION	MATING SEQUENCE
1	V _{bus}	power	SECOND
2	D-	USB 2.0 DIFFERENTIAL PAIR	THIRD
3	D+		
4	GND	ground for power return	SECOND
SHELL	SHIELD	metal shell	FIRST



Recommended PCB Layout
Top View

REVISION HISTORY

rev.	description	date
1.0	initial release	08/23/2023

The revision history provided is for informational purposes only and is believed to be accurate.



CUI Devices offers a one (1) year limited warranty. Complete warranty information is listed on our website.

CUI Devices reserves the right to make changes to the product at any time without notice. Information provided by CUI Devices is believed to be accurate and reliable. However, no responsibility is assumed by CUI Devices for its use, nor for any infringements of patents or other rights of third parties which may result from its use.

CUI Devices products are not authorized or warranted for use as critical components in equipment that requires an extremely high level of reliability. A critical component is any component of a life support device or system whose failure to perform can be reasonably expected to cause the failure of the life support device or system, or to affect its safety or effectiveness.

cuidevices.com

X-ON Electronics

Largest Supplier of Electrical and Electronic Components

Click to view similar products for [USB Connectors](#) category:

Click to view products by [CUI Devices](#) manufacturer:

Other Similar products are found below :

[950](#) [A-USB A-LP-SMT-C](#) [A-USB B-TOP-C](#) [MUSBD11135](#) [17-200721](#) [217450-1](#) [KMBVX-TH-5S-B30](#) [KUSBX-AS2N-W](#) [KUSBX-SMT2AP1S-W30](#) [935](#) [957](#) [30-498-6](#) [SK-60A-2](#) [1734082-1](#) [30-470](#) [30-489](#) [30-541](#) [MIKROE-1451](#) [USBFTVSCCG](#) [1-1734084-2](#) [10135326-001LF](#) [USB3FTV7APEG](#) [4198](#) [1310-1023-02](#) [690-024-633-031](#) [UB-20PMFP-LC7001](#) [17-200011](#) [UB-20AFMM-LL7A01](#) [1040870124](#) [CAP-WCCMLPB1](#) [2274475-3](#) [UB-20BMFA-SL8001](#) [UB-20BFM-SA7A02](#) [UB-20BFM-SA7A05](#) [914-614A2025S10200](#) [MUSBR-AHD2-M41-SK](#) [ZX40-B-5S-1500-STDA\(30\)](#) [GSB3116344HR](#) [USB3FTV2SAZNF459](#) [USBF21GSCC](#) [U221-041N-1WVS62-F5D](#) [HYCW153-USBD05-500B](#) [HYCW219-USBD05-075B](#) [HYCW148-USBD05-117B](#) [HYCW149-USBD05-740B](#) [HYCW204-USBD05-108B](#) [HYCW214-USBA04-113B](#) [HYCW213-USBA04-113B](#) [UB-20AMFM-SL7A01](#) [KMMX-BSMT35S-1-B30TR](#)