


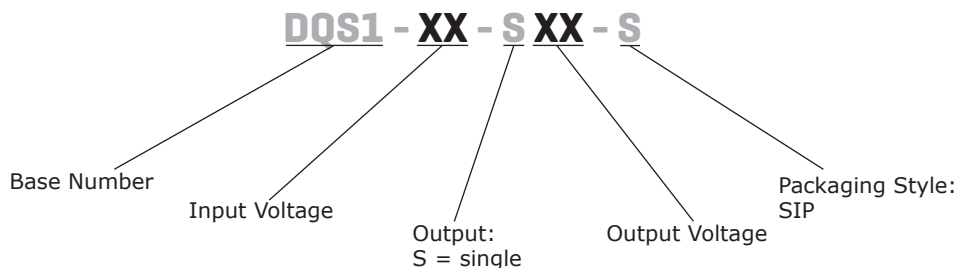
SERIES: DQS1-S | **DESCRIPTION:** DC-DC CONVERTER**FEATURES**

- 1 W isolated output
- industry standard SIP package
- single unregulated output
- short circuit protection
- 1,000 Vdc isolation voltage
- certified to UL 62368-1



MODEL	input voltage		output voltage	output current	output power	ripple & noise ¹	efficiency ²
	typ (Vdc)	range (Vdc)	(Vdc)	max (mA)	max (W)	max (mVp-p)	typ (%)
DQS1-3-S3-S	3.3	2.97~3.63	3.3	303	1	100	75
DQS1-3-S5-S	3.3	2.97~3.63	5	200	1	100	76
DQS1-3-S12-S	3.3	2.97~3.63	12	84	1	100	77
DQS1-3-S15-S	3.3	2.97~3.63	15	67	1	100	78
DQS1-5-S3-S	5	4.5~5.5	3.3	303	1	100	74
DQS1-5-S5-S	5	4.5~5.5	5	200	1	100	78
DQS1-5-S12-S	5	4.5~5.5	12	84	1	100	78
DQS1-5-S15-S	5	4.5~5.5	15	67	1	100	83
DQS1-12-S3-S	12	10.8~13.2	3.3	303	1	100	79
DQS1-12-S5-S	12	10.8~13.2	5	200	1	100	82
DQS1-12-S12-S	12	10.8~13.2	12	84	1	100	80
DQS1-12-S15-S	12	10.8~13.2	15	67	1	100	81
DQS1-24-S3-S	24	21.6~26.4	3.3	303	1	100	78
DQS1-24-S5-S	24	21.6~26.4	5	200	1	100	79
DQS1-24-S12-S	24	21.6~26.4	12	84	1	100	80
DQS1-24-S15-S	24	21.6~26.4	15	67	1	100	84

Notes: 1. At full load, nominal input, 20 MHz bandwidth oscilloscope.
 2. The efficiency is test by nominal input and max. full load at 25°C.
 3. All specifications measured at Ta=25°C, nominal input voltage, rated output load, and after warm up unless otherwise specified.

PART NUMBER KEY

INPUT

parameter	conditions/description	min	typ	max	units
input voltage range		-10		+10	%
filter	capacitance filter				

OUTPUT

parameter	conditions/description	min	typ	max	units
maximum capacitive load ⁴	3.3, 5 Vdc output models 12 Vdc output models 15 Vdc output models			1500 470 220	μ F μ F μ F
voltage accuracy		-5		+5	%
line regulation	measured from low to high line, full load		± 1.2		%
load regulation	measured from 10~100% load 3.3, 5 Vdc output models 12, 15 Vdc output model			10 15	% %
switching frequency	at Vin nominal, full load	50			kHz

Note: 4. The capacitive load is test by minimum input and constant resistive load.

PROTECTIONS

parameter	conditions/description	min	typ	max	units
short circuit protection	continuous				

SAFETY AND COMPLIANCE

parameter	conditions/description	min	typ	max	units
isolation voltage	input to output for 1 minute	1,000			Vdc
isolation capacitance			20		pF
safety approvals	certified to 62368-1: UL				
EMC	EN 55032/55024				
EMI	EN 55032 Class A/B				
ESD	IEC 61000-4-2, Air ± 8 kV; Contact ± 6 kV, perf. Criteria A				
radiated immunity	IEC 61000-4-3, 10 V/m, perf. Criteria A				
EFT/burst	IEC 61000-4-4, ± 0.5 kV, perf. Criteria A				
surge	IEC 61000-4-5, ± 0.5 kV, perf. Criteria A				
conducted immunity	IEC 61000-4-6, 10 Vrms, perf. Criteria A				
PFMF	IEC 61000-4-8, 1 A/m, perf. Criteria A				
vibration	MIL-STD-202G				
MTBF	as per MIL-HDBK-217F, at 25°C	13,100,000			hours
RoHS	yes				

ENVIRONMENTAL

parameter	conditions/description	min	typ	max	units
operating temperature	see derating curve 3.3, 5, 12 Vdc input models 24 Vdc input model	-40 -40		95 90	$^{\circ}$ C $^{\circ}$ C
storage temperature		-55		125	$^{\circ}$ C
operating humidity	non-condensing	5		95	%

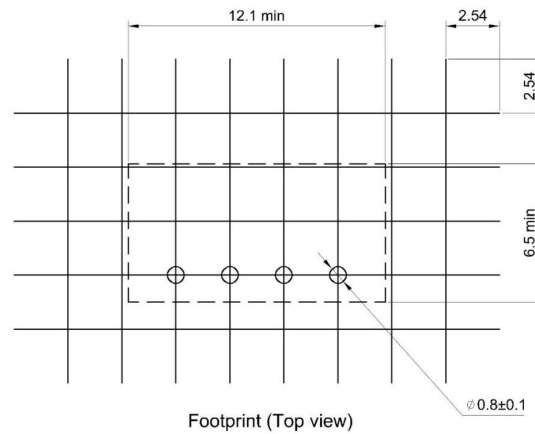
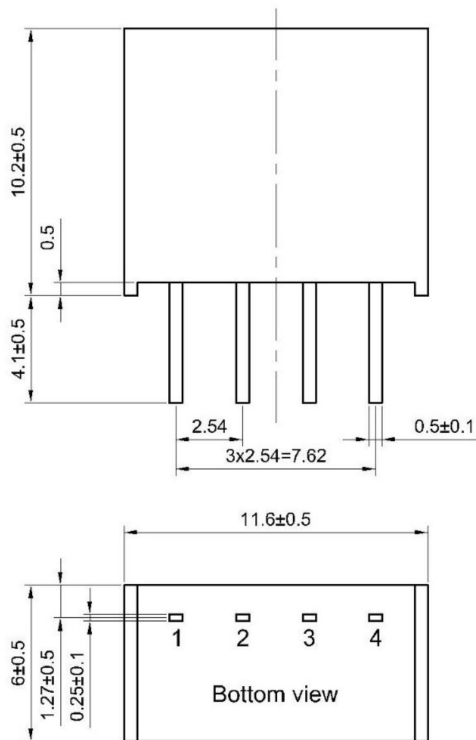
MECHANICAL

parameter	conditions/description	min	typ	max	units
dimensions	11.60 x 6.00 x 10.20				mm
case material	UL94V-0 black plastic				
potting material	epoxy (UL94V-0)				
weight			1.4		g

MECHANICAL DRAWING

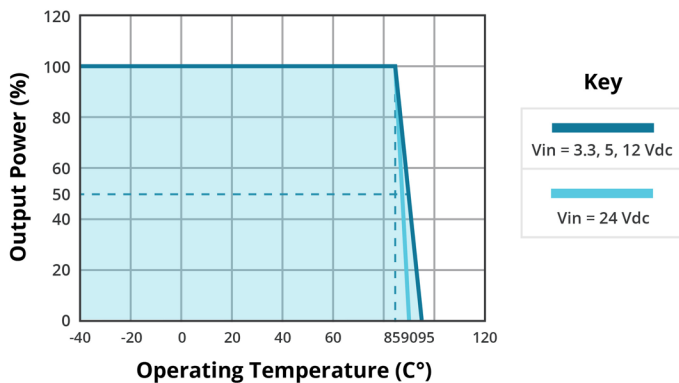
units: mm
tolerance: ±0.25 mm

PIN CONNECTIONS	
PIN	Function
1	-Vin
2	+Vin
3	-Vout
4	+Vout



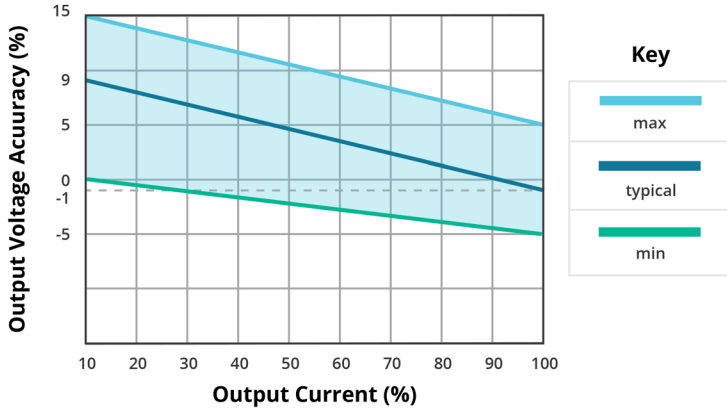
DERATING CURVES

TEMPERATURE DERATING CURVE
(natural convection)

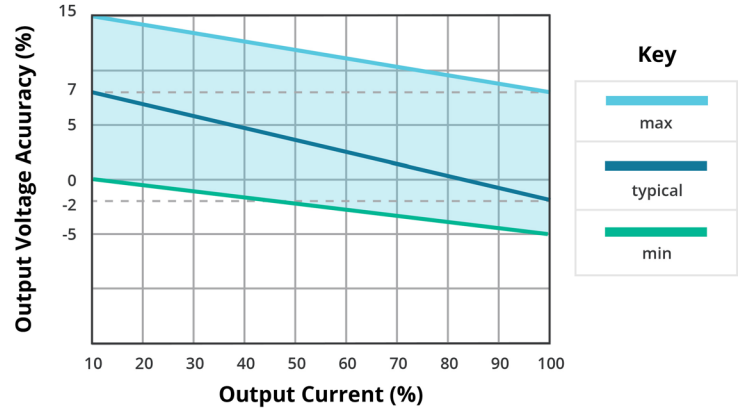


DERATING CURVES (CONTINUED)

OUTPUT REGULATION CURVE
3.3 Vdc output model
(nominal input)

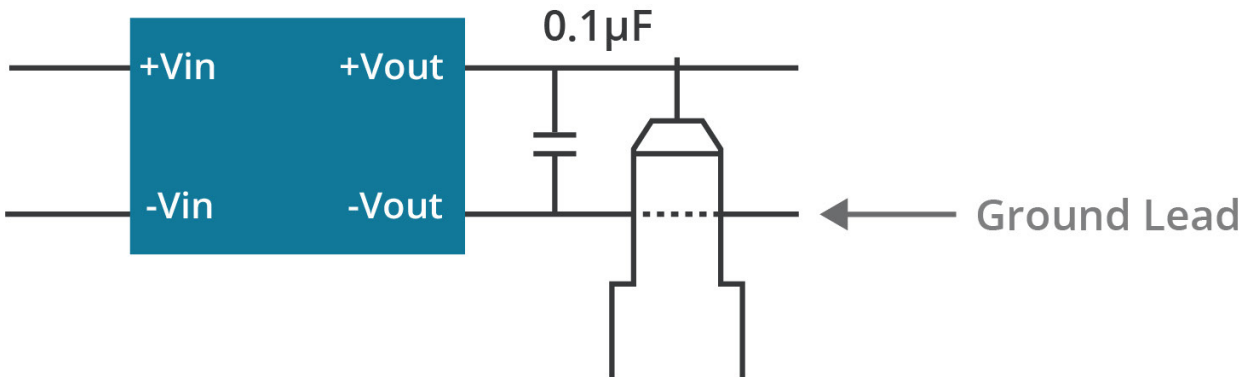


OUTPUT REGULATION CURVE
5 Vdc output model
(nominal input)



RIPPLE AND NOISE MEASURE METHOD

Figure 1



Note: Measured with 20MHz bandwidth and 0.1μF ceramic capacitor.

EMI RECOMMENDED CIRCUIT FOR EN 55032 CLASS A/B

Figure 2

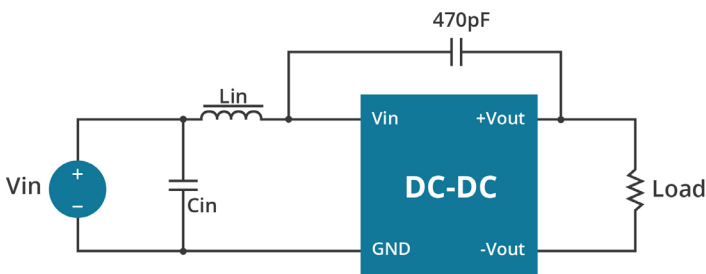


Table 1

Vin	Recommended EMI Filter Values			
	Class A		Class B	
	Lin	Cin	Lin	Cin
3.3	6.8 μH	1 μF	47 μH	4.7 μF
5	47 μH	2.2 μF	47 μH	10 μF
12	22 μH	2.2 μF	22 μH	4.7 μF
24	10 μH	2.2 μF	47 μH	4.7 μF

REVISION HISTORY

rev.	description	date
1.0	initial release	09/08/2024

The revision history provided is for informational purposes only and is believed to be accurate.



CUI INC

a bel group

Headquarters

15575 SW Sequoia Pkwy #100
Portland, OR 97224
800.275.4899

Fax 503.612.2383
cui.com
techsupport@cui.com

CUI offers a two (2) year limited warranty. Complete warranty information is listed on our website.

CUI reserves the right to make changes to the product at any time without notice. Information provided by CUI is believed to be accurate and reliable. However, no responsibility is assumed by CUI for its use, nor for any infringements of patents or other rights of third parties which may result from its use.

CUI products are not authorized or warranted for use as critical components in equipment that requires an extremely high level of reliability. A critical component is any component of a life support device or system whose failure to perform can be reasonably expected to cause the failure of the life support device or system, or to affect its safety or effectiveness.

X-ON Electronics

Largest Supplier of Electrical and Electronic Components

Click to view similar products for [Isolated DC/DC Converters - Through Hole](#) category:

Click to view products by [CUI Inc](#) manufacturer:

Other Similar products are found below :

[F0505XT-2WR2](#) [F1515XT-2WR3](#) [WRF0505S-3WR2](#) [K7815M-1000R3](#) [B1215S-3WR2](#) [R-78E3.3-0.5](#) [K7812M-1000R3](#) [B0509XT-1WR3](#)
[B1524S-3WR2](#) [B2424S-3WR2](#) [F0524D-2WR2](#) [B1212S-1W](#) [A1215S-2WR3](#) [F1205XT-1WR3](#) [F0303XT-1WR3](#) [F0505D-1WR2](#) [K7805-500](#)
[B0305S-1W](#) [F0509XT-1WR3](#) [K7805-1000R3](#) [F2424XT-1WR3](#) [LZ4644IY#PBF](#) [K7812-500R3](#) [G2415S-2WR3](#) [B2424LS-1WR3](#) [B1205S-](#)
[1W](#) [F1212S-3WR2](#) [R-78E12-0.5](#) [K7805M-1000R3](#) [B1224XT-1WR3](#) [H1205S-2WR2](#) [K7812-1000R3](#) [B1515S-2WR3](#) [B0505XT-2WR3](#)
[F2424XT-2WR3](#) [B0505S-1WL](#) [F0505D-1WR3](#) [F1224D-2WR3](#) [B1205S-2W](#) [A2405S-1WR3](#) [B2415S-3WR2](#) [R-78E5.0-0.5](#) [R-78E9.0-0.5](#)
[B1515S-3WR2](#) [B2424XT-1WR3](#) [B0503XT-2WR2](#) [B1505S-3WR2](#) [B1212XT-1WR3](#) [CCG10-24-15DF](#) [EC5DAW-24D15N](#)