

**SERIES:** PCM1-SA | **DESCRIPTION:** DC-DC CONVERTER

**FEATURES**

- up to 1 W isolated output
- industry standard SIP 7 package
- 1:1 input range
- single unregulated output
- 1,000 Vdc isolation voltage
- -40 to 85°C temperature range
- efficiency up to 76%
- UL/cUL safety approval

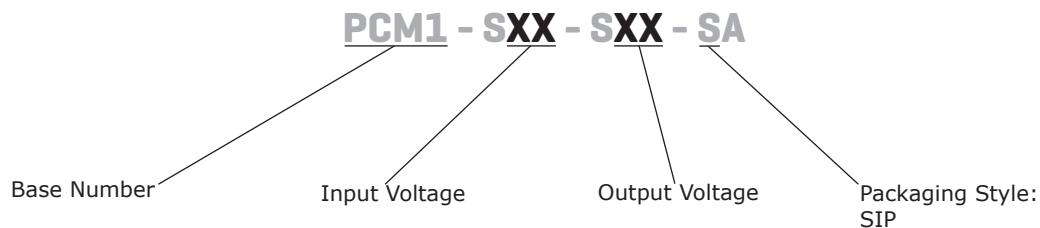


**MODEL**

MODEL	input voltage		output voltage	output current	output power	ripple & noise <sup>1</sup>	efficiency
	typ (Vdc)	range (Vdc)	(Vdc)	max (mA)	max (W)	max (mVp-p)	typ (%)
PCM1-S5-S5-SA	5	4.5~5.5	5	200	1	100	76

Notes: 1. At full load, nominal input, 20 MHz bandwidth oscilloscope, output terminated with a 0.1 μF multilayer low ESR ceramic capacitor.  
2. All specifications measured at Ta=25°C, nominal input voltage, rated output load, and after warm up unless otherwise specified.

**PART NUMBER KEY**



## INPUT

parameter	conditions/description	min	typ	max	units
operating input voltage		4.5	5	5.5	Vdc

## OUTPUT

parameter	conditions/description	min	typ	max	units
maximum capacitive load <sup>1</sup>				1000	µF
voltage accuracy	at full load, Vin nominal, see tolerance envelope curves			±5	%
line regulation	measured from low to high line, full load		±1.2		%
load regulation	measured from 20~100% load			±10	%
switching frequency	at Vin nominal	50	82	105	kHz

Note: 1. Maximum capacitive load is tested at nominal input voltage and full load.

## SAFETY AND COMPLIANCE

parameter	conditions/description	min	typ	max	units
isolation voltage	input to output for 1 second	1,000			Vdc
isolation resistance	at 500 Vdc	1,000			MΩ
isolation capacitance				75	pF
safety approvals	UL/cUL (60950-1, 2nd Edition)				
MTBF	as per MIL-HDBK-217F, full load, 25°C as per MIL-HDBK-217F, full load, 85°C	2,400,000 650,000			hours hours
RoHS	2011/65/EU				

## ENVIRONMENTAL

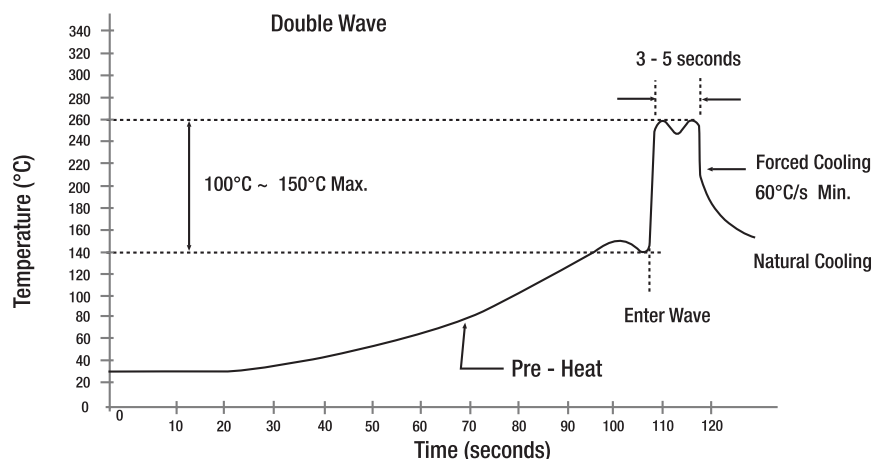
parameter	conditions/description	min	typ	max	units
operating temperature		-40		85	°C
storage temperature		-55		125	°C
operating humidity	non-condensing			95	%

## SOLDERABILITY

parameter	conditions/description	min	typ	max	units
wave soldering	see wave solder profile			260	°C

Note: 2. The wave solder profile is measured on lead temperature.  
3. Need to keep the solder parts internal temperature less than about 210°C.

### Lead-free Recommended Soldering Profile



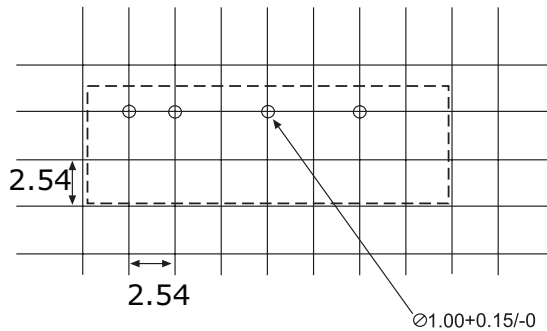
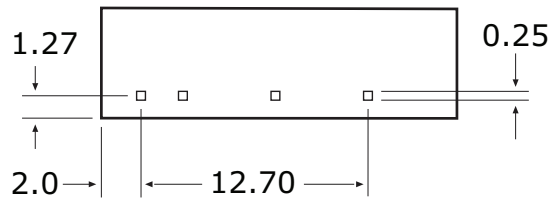
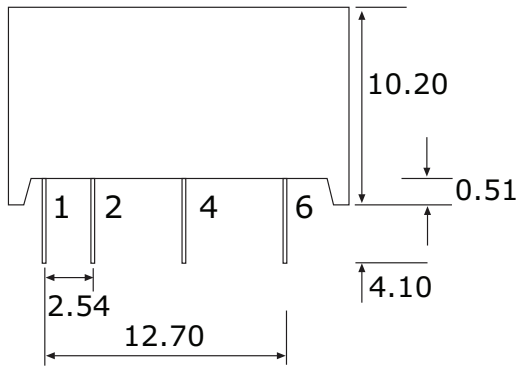
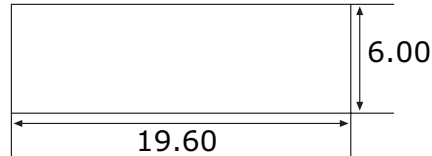
## MECHANICAL

parameter	conditions/description	min	typ	max	units
dimensions	19.60 x 6.00 x 10.20				mm
case material	non-conductive black plastic (UL94V-0)				
weight			2.2		g

## MECHANICAL DRAWING

units: mm  
tolerance: ±0.25 mm

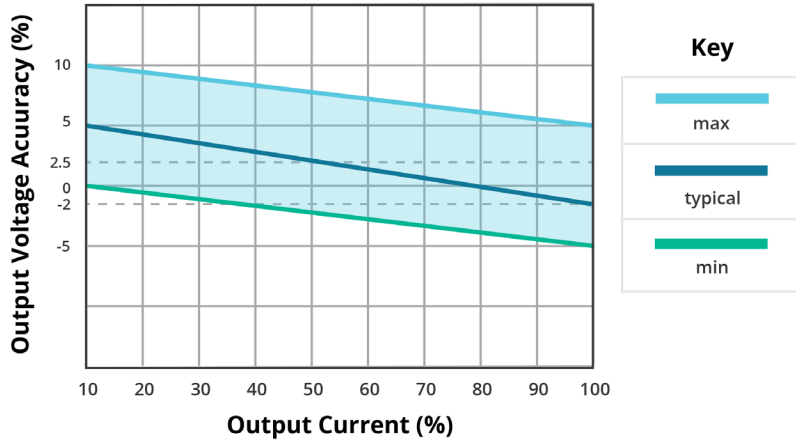
PIN CONNECTIONS	
PIN	Function
1	+Vin
2	-Vin
4	-Vout
6	+Vout



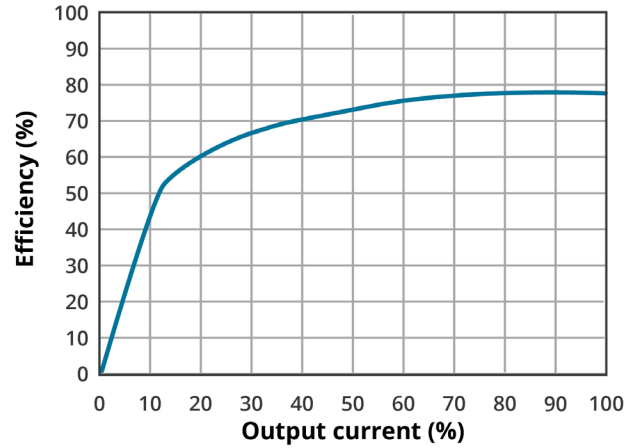
Recommended PCB Layout  
Top View

## PERFORMANCE CURVES

**OUTPUT REGULATION CURVE  
(nominal input)**



**EFFICIENCY VS OUTPUT LOAD**

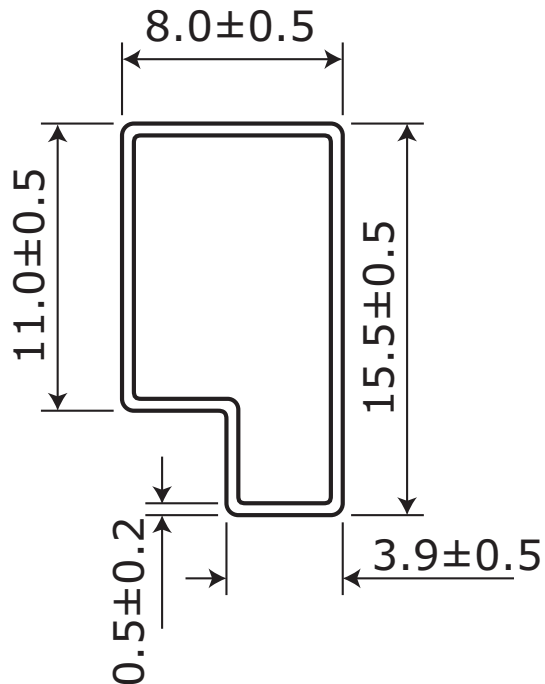


## PACKAGING

units: mm

Tube Size: 15.5 x 8 x 520 mm

QTY: 25 pcs



## REVISION HISTORY

---

rev.	description	date
1.0	initial release	08/31/2016
1.01	company logo updated	04/12/2021
1.02	performance curves updated	06/30/2021

The revision history provided is for informational purposes only and is believed to be accurate.



# CUI INC

a bel group

**Headquarters**  
20050 SW 112th Ave.  
Tualatin, OR 97062  
**800.275.4899**

Fax 503.612.2383  
**cui.com**  
techsupport@cui.com

CUI offers a two (2) year limited warranty. Complete warranty information is listed on our website.

CUI reserves the right to make changes to the product at any time without notice. Information provided by CUI is believed to be accurate and reliable. However, no responsibility is assumed by CUI for its use, nor for any infringements of patents or other rights of third parties which may result from its use.

CUI products are not authorized or warranted for use as critical components in equipment that requires an extremely high level of reliability. A critical component is any component of a life support device or system whose failure to perform can be reasonably expected to cause the failure of the life support device or system, or to affect its safety or effectiveness.

## X-ON Electronics

Largest Supplier of Electrical and Electronic Components

*Click to view similar products for [Isolated DC/DC Converters](#) category:*

*Click to view products by [CUI Inc](#) manufacturer:*

Other Similar products are found below :

[ESM6D044440C05AAQ](#) [FMD15.24G](#) [PSL486-7LR](#) [Q48T30020-NBB0](#) [JAHW100Y1](#) [SPB05C-12](#) [SQ24S15033-PS0S](#) [18952](#) [19-130041](#)  
[CE-1003](#) [CE-1004](#) [GQ2541-7R](#) [RDS180245](#) [MAU228](#) [J80-0041NL](#) [DFC15U48D15](#) [XGS-0512](#) [XGS-1205](#) [XGS-1212](#) [XGS-2412](#) [XGS-](#)  
[2415](#) [XKS-1215](#) [06322](#) [NCT1000N040R050B](#) [SPB05B-15](#) [SPB05C-15](#) [L-DA20](#) [DCG40-5G](#) [QME48T40033-PGB0](#) [XKS-2415](#) [XKS-2412](#)  
[XKS-1212](#) [XKS-1205](#) [XKS-0515](#) [XKS-0505](#) [XGS-2405](#) [XGS-1215](#) [XGS-0515](#) [PS9Z-6RM4](#) [73-551-5038I](#) [AK1601-9RT](#) [VI-N61-CM](#) [VI-](#)  
[R5022-EXWW](#) [PSC128-7iR](#) [RPS8-350ATX-XE](#) [DAS1004812](#) [PQA30-D24-S24-DH](#) [VI-M5F-CQ](#) [VI-LN2-EW](#) [VI-PJW01-CZY](#)