

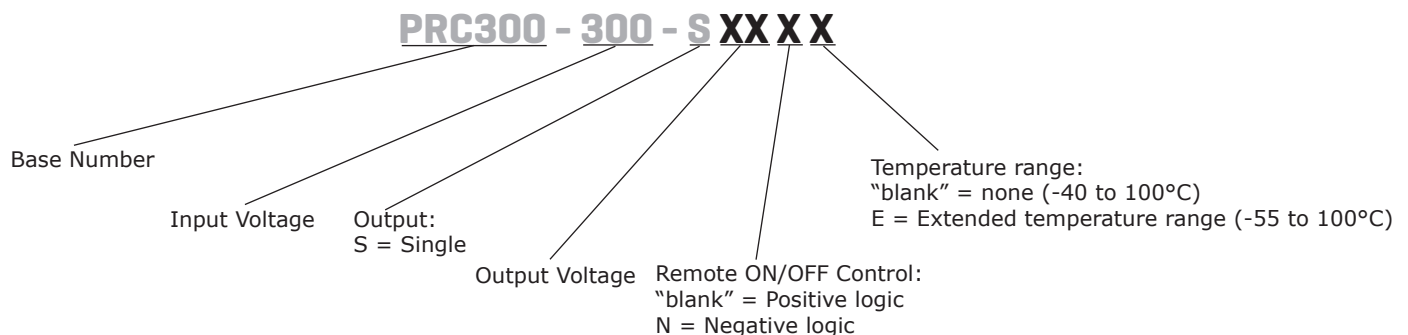
SERIES: PRC300 | DESCRIPTION: DC-DC CONVERTER
FEATURES

- 300 W isolated output
- industry standard half brick package
- 180~400 Vdc input range
- reinforced insulation
- -40~100 °C operating temperature range
- 4,200 Vdc isolation
- over current, over temperature, over voltage, short circuit, and input under voltage protections
- baseplate cooling
- remote ON/OFF control, output voltage trim
- EN/IEC 62368-1 certified, meets EN 45545-2 and EN 61373



MODEL	input voltage		output voltage	output current	output power	ripple & noise ¹	efficiency ²
	typ (Vdc)	range (Vdc)	(Vdc)	max (A)	max (W)	max (mVp-p)	typ (%)
PRC300-300-S5	300	180 ~ 400	5	60	300	120	89
PRC300-300-S12	300	180 ~ 400	12	25	300	150	88
PRC300-300-S24	300	180 ~ 400	24	12.5	300	240	90
PRC300-300-S28	300	180 ~ 400	28	10.7	300	280	90
PRC300-300-S48	300	180 ~ 400	48	6.25	300	480	90

- Notes:
1. Peak to peak, through 12 μ H inductor, 5 Hz ~ 20 MHz bandwidth.
5V: 47 μ F T521 KO CAP. <55mR and 1 μ F ceramic capacitor; 48V: 10 μ F aluminum capacitor and 1 μ F ceramic capacitor
 2. At nominal input voltage.
 3. All specifications are typical at nominal input, full load at 25°C, unless otherwise noted.

PART NUMBER KEY


INPUT

parameter	conditions/description	min	typ	max	units
operating input voltage		180	300	400	Vdc
surge voltage				500	Vdc
input undervoltage lockout	at full load		10		Vdc
start-up voltage	at full load	165 155	170 160	175 165	Vdc Vdc
input current	at full load, 180 Vdc input		1.91		A
no load input current	at 300 Vdc input		0.1		A
off converter input current	shutdown input idle current		3	5	mA
inrush current	as per ETS300 132-2			0.1	A ² s
input filter	Pi filter				
remote ON/OFF	positive logic	module off: CTRL pin pulled low to GND (0~1.2 Vdc) module on: CTRL pin open or pulled high (3.5~75 Vdc)			
	negative logic	module off: CTRL pin open or pulled high (3.5~75 Vdc) module on: CTRL pin pulled low to GND (0~1.2 Vdc)			
ON/OFF current ⁴	I on/off at V on/off=0V		0.3	1	mA

Notes: 4. Applies to positive and negative logic.

OUTPUT

parameter	conditions/description	min	typ	max	units
maximum capacitive load	5 & 12 Vdc output			10,000	μF
	24 & 28 Vdc output			6,000	μF
	48 Vdc output			3,000	μF
voltage accuracy	at 300 Vdc input, nominal input		±1		%
line regulation	low line to high line at full load			±0.2	%
load regulation	0% ~ 100% load			±0.2	%
start-up time	from on/off control	Von/off to 10% Vo_set, remote on		50	ms
	from input	Vin_min to 10% Vo_set, power up		300	ms
rise time	10% ~ 90% Vo_set		10		ms
trim range	Po≤max. rated power, Io≤Io_max	-20		10	%
remote sense	Po≤max. rated power, Io≤Io_max; % of nominal Vo			10	%
operating frequency	pulse width modulation (PWM) fixed	270	300	330	kHz
transient recovery time	75% ~ 100% load step change			250	μs
temperature coefficient	40°C ~ 100°C load step change			±0.02	%/°C

PROTECTIONS

parameter	conditions/description	min	typ	max	units
over voltage protection		115	125	140	%
over current protection	auto recovery, hiccup	105	125	140	%
short circuit protection	continuous, auto recovery				
over temperature protection	at the center part of base plate, non-latching		105		°C
over temperature recovery	at the center part of base plate, non-latching		95		°C

SAFETY AND COMPLIANCE

parameter	conditions/description	min	typ	max	units
isolation voltage	input to output, for 1 minute			3,000 4,200	Vac Vdc
	input to case, for 1 minute			2,500 3,500	Vac Vdc
	output to case, for 1 minute			500 700	Vac Vdc
isolation capacitance	input to output		-		
	input to case		-		
	output to case		20,000		pF
leakage current ⁵	positive logic, Von/off = 15 V			30	µA
safety approvals	certified to 62368-1: EN, IEC certified to 60950-1: UL designed to meet 45545-2: EN				
EMI	meets EN 55032				
ESD	EN 61000-4-2 Level 3: Air ±8 kV, Contact ±6 kV, perf. Criteria A				
radiated immunity	EN 61000-4-3 Level 3: 80~1000 MHz, 20 V/m, perf. Criteria A				
fast transient ⁶	EN 61000-4-4 Level 3: on power input port, ±2 kV, perf. Criteria A				
surge	EN 61000-4-5 Level 4: line to earth, ±2 kV, Line to line, ±2 kV, perf. Criteria A				
conducted immunity	EN 61000-4-6 Level 3: 0.15~80 MHz, 10 V, perf. Criteria A				
magnetic field immunity	EN 61000-4-8 50/60 Hz, 3 A/m (r.m.s.), perf. Criteria A				
shock / vibration	MIL-STD-810F/EN 61373				
thermal shock	MIL-STD-810F				
fire and smoke	complies with EN 45545-2				
MTBF	MIL-HDBK-217F Notice 1, GB, at 25°C				
	5 Vdc output voltage model		470,000		hours
	12 Vdc output voltage model		590,000		hours
	all other output models		760,000		hours
RoHS	yes				

Notes: 5. Applies to positive and negative logic.

6. External capacitor required.

ENVIRONMENTAL

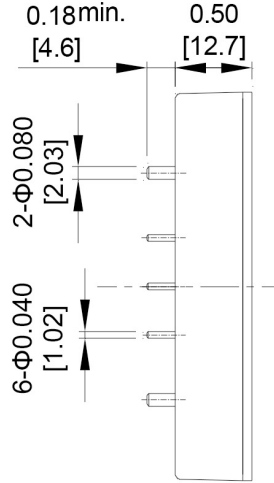
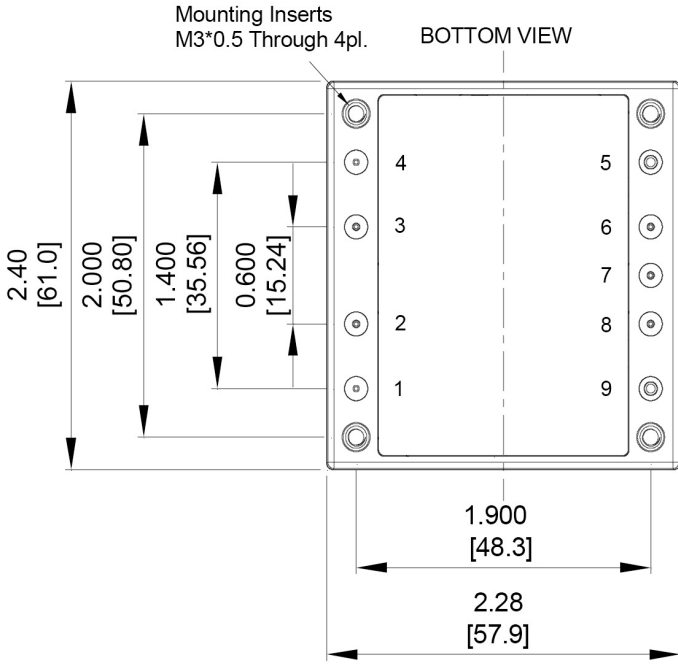
parameter	conditions/description	min	typ	max	units
operating case temperature	at center of the case (see derating curve)	-40		100	°C
storage temperature		-55		125	°C
humidity	non-condensing	0		95	%
altitude	operating		2,000		m
	transport		12,000		m

MECHANICAL

parameter	conditions/description	min	typ	max	units
dimensions	61 x 57.9 x 12.7				mm
weight			90		g
case material	plastic, DAP, UL 94V-0				
base plate material	aluminum				
potting material	UL94V-0				
pin material	base: copper plating: nickel with matte tin				
cooling method	natural convection				

MECHANICAL DRAWING

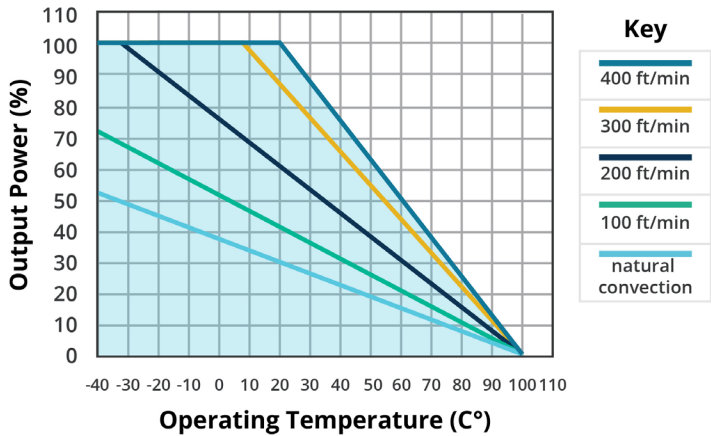
units: inch [mm]
 general tolerance: inches: x.xx = ±0.02mm, x.xxx = ±0.010
 mm: x.x = ±0.5, x.xx = ±0.25



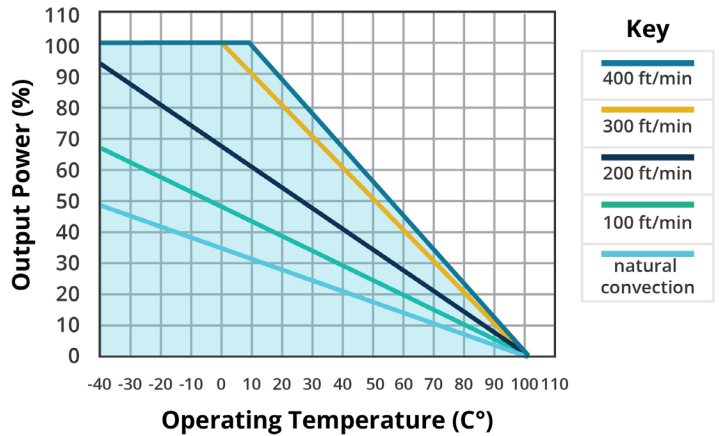
Pin Out	
PIN	Function
1	+Vin
2	CTRL
3	NP
4	-Vin
5	-Vout
6	-Sense
7	Trim
8	+Sense
9	+Vout

DERATING CURVES

TEMPERATURE DERATING CURVE
PRC300-300-S5
 (without heatsink / Vin = 300V)

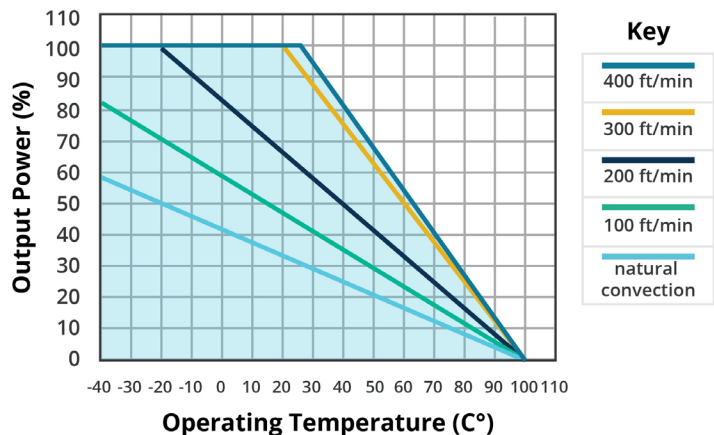


TEMPERATURE DERATING CURVE
PRC300-300-S12
 (without heatsink / Vin = 300V)

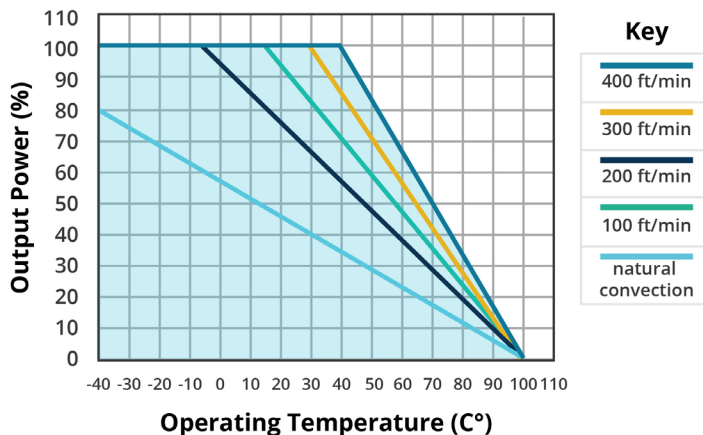


DERATING CURVES (CONTINUED)

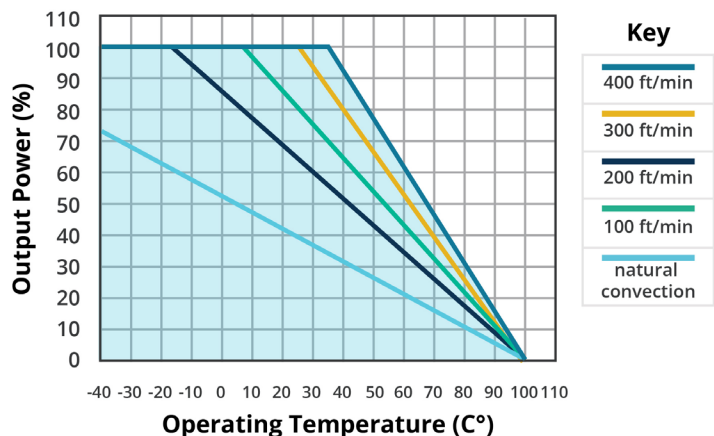
TEMPERATURE DERATING CURVE
PRC300-300-S24/28/48
(without heatsink / Vin = 300V)



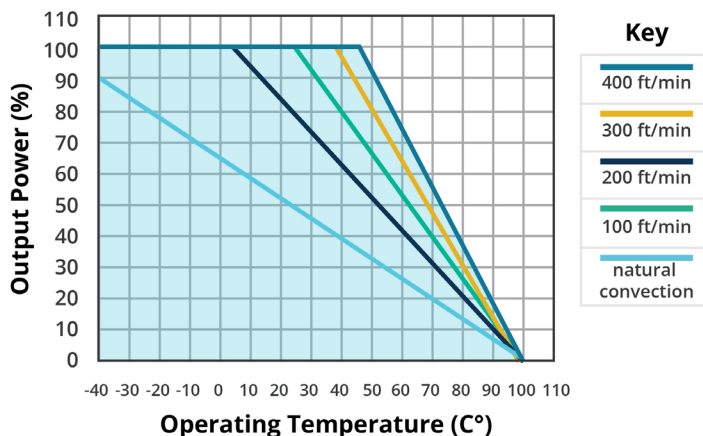
TEMPERATURE DERATING CURVE
PRC300-300-S5
(with heatsink / Vin = 300V)



TEMPERATURE DERATING CURVE
PRC300-300-S12
(with heatsink / Vin = 300V)

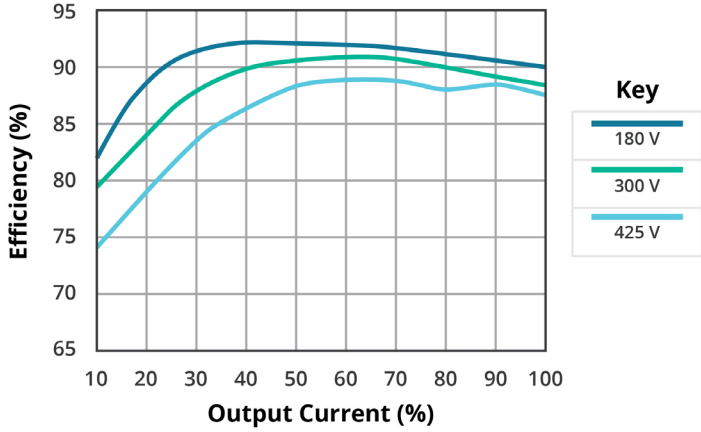


TEMPERATURE DERATING CURVE
PRC300-300-S24/28/48
(with heatsink / Vin = 300V)

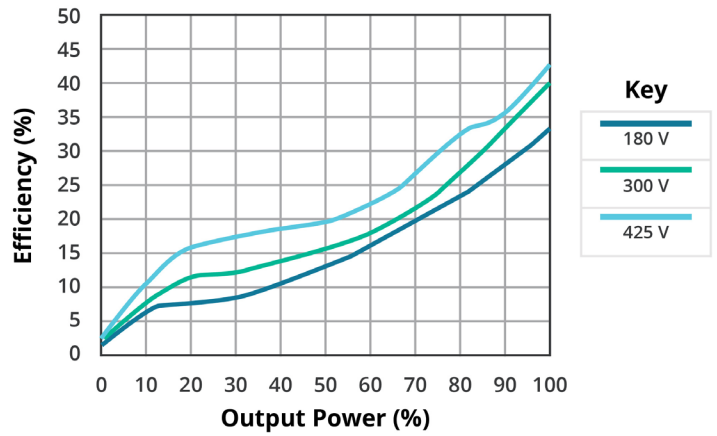


EFFICIENCY CURVES

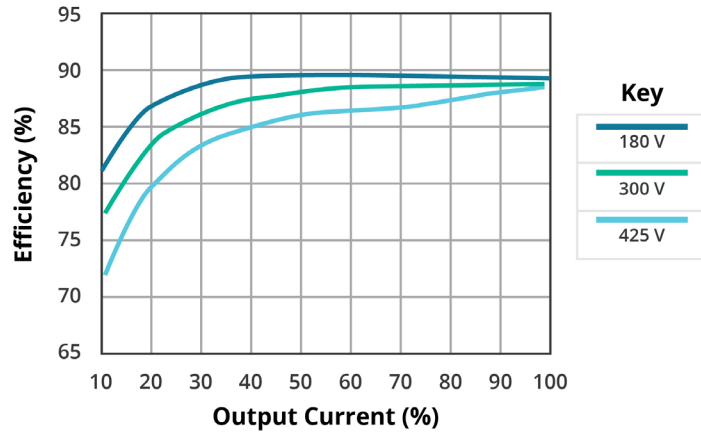
EFFICIENCY VS OUTPUT LOAD
PRC300-300-S5
(at 25°C)



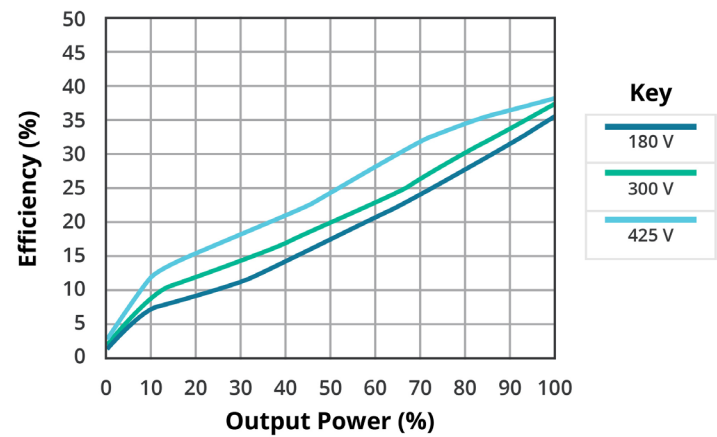
POWER DISSIPATION VS OUTPUT POWER
PRC300-300-S5
(at 25°C)



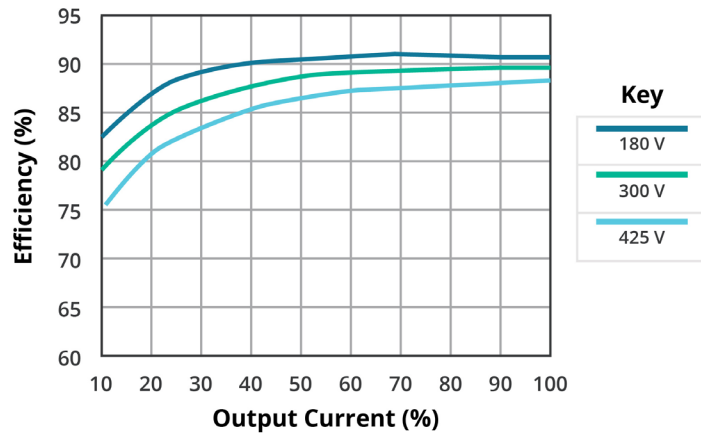
EFFICIENCY VS OUTPUT LOAD
PRC300-300-S12
(at 25°C)



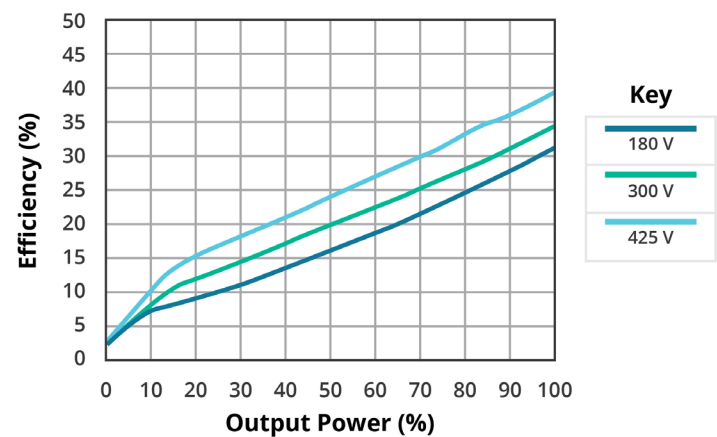
POWER DISSIPATION VS OUTPUT POWER
PRC300-300-S12
(at 25°C)



EFFICIENCY VS OUTPUT LOAD
PRC300-300-S24
(at 25°C)

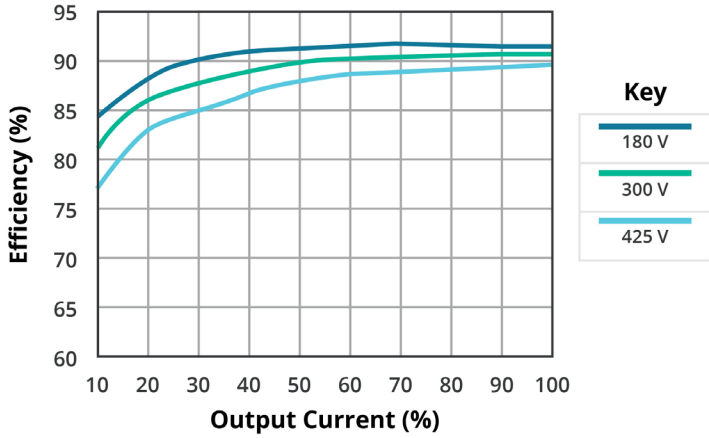


POWER DISSIPATION VS OUTPUT POWER
PRC300-300-S24
(at 25°C)

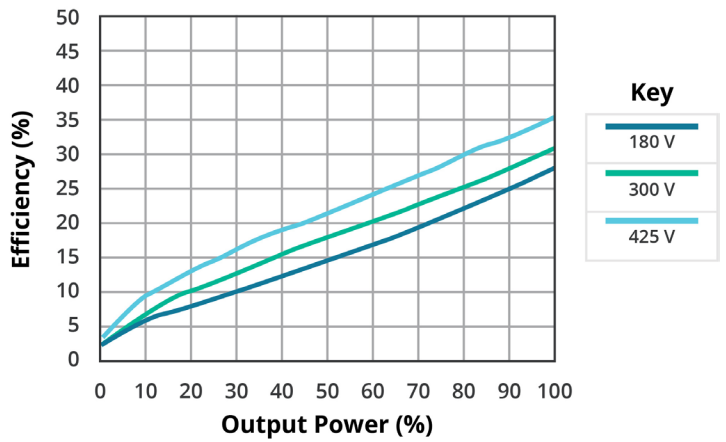


EFFICIENCY CURVES (CONTINUED)

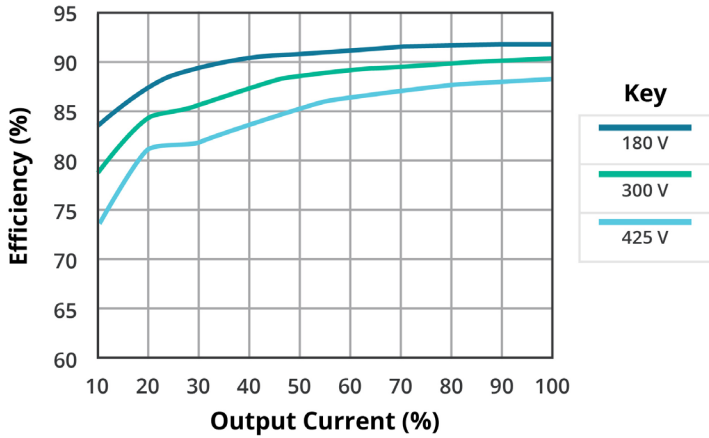
EFFICIENCY VS OUTPUT LOAD
PRC300-300-S28
(at 25°C)



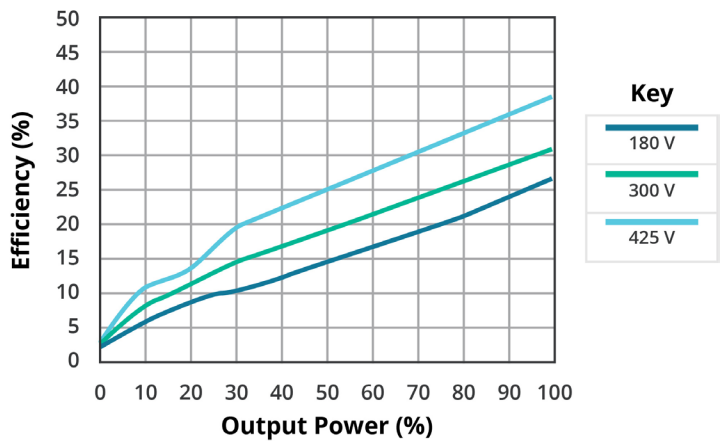
POWER DISSIPATION VS OUTPUT POWER
PRC300-300-S28
(at 25°C)



EFFICIENCY VS OUTPUT LOAD
PRC300-300-S48
(at 25°C)



POWER DISSIPATION VS OUTPUT POWER
PRC300-300-S48
(at 25°C)



REVISION HISTORY

rev.	description	date
1.0	initial release	08/07/2024

The revision history provided is for informational purposes only and is believed to be accurate.



Headquarters
15575 SW Sequoia Pkwy #100 Fax 503.612.2383
Portland, OR 97224 **cui.com**
800.275.4899 techsupport@cui.com

CUI offers a two (2) year limited warranty. Complete warranty information is listed on our website.

CUI reserves the right to make changes to the product at any time without notice. Information provided by CUI is believed to be accurate and reliable. However, no responsibility is assumed by CUI for its use, nor for any infringements of patents or other rights of third parties which may result from its use.

CUI products are not authorized or warranted for use as critical components in equipment that requires an extremely high level of reliability. A critical component is any component of a life support device or system whose failure to perform can be reasonably expected to cause the failure of the life support device or system, or to affect its safety or effectiveness.

X-ON Electronics

Largest Supplier of Electrical and Electronic Components

Click to view similar products for [Isolated DC/DC Converters - Through Hole](#) category:

Click to view products by [CUI Inc](#) manufacturer:

Other Similar products are found below :

[F0505XT-2WR2](#) [F1515XT-2WR3](#) [WRF0505S-3WR2](#) [K7815M-1000R3](#) [B1215S-3WR2](#) [R-78E3.3-0.5](#) [K7812M-1000R3](#) [K7805-500R3](#)
[B0509XT-1WR3](#) [B0524XT-1WR3](#) [B1203XT-1WR3](#) [B1524S-3WR2](#) [B2424S-3WR2](#) [F0524D-2WR2](#) [B1212S-1W](#) [A1215S-2WR3](#)
[F1205XT-1WR3](#) [F0303XT-1WR3](#) [F0505D-1WR2](#) [K7805-500](#) [B0305S-1W](#) [F0509XT-1WR3](#) [K7805-1000R3](#) [F2424XT-1WR3](#)
[LZ4644IY#PBF](#) [K7805-500R3](#) [K7812-500R3](#) [G2415S-2WR3](#) [B2424LS-1WR3](#) [B1205S-1W](#) [F1212S-3WR2](#) [R-78E12-0.5](#) [K7805M-1000R3](#)
[B1224XT-1WR3](#) [H1205S-2WR2](#) [K7812-1000R3](#) [B0505XT-2WR3](#) [F2424XT-2WR3](#) [B0505S-1WL](#) [F0505D-1WR3](#) [F1224D-2WR3](#)
[B1205S-2W](#) [A2405S-1WR3](#) [B2415S-3WR2](#) [R-78E5.0-0.5](#) [R-78E9.0-0.5](#) [B1515S-3WR2](#) [F1205XT-2WR3](#) [B2424XT-1WR3](#) [B0503XT-2WR2](#)