

SERIES: SDM120-UD | **DESCRIPTION:** AC-DC POWER SUPPLY

FEATURES

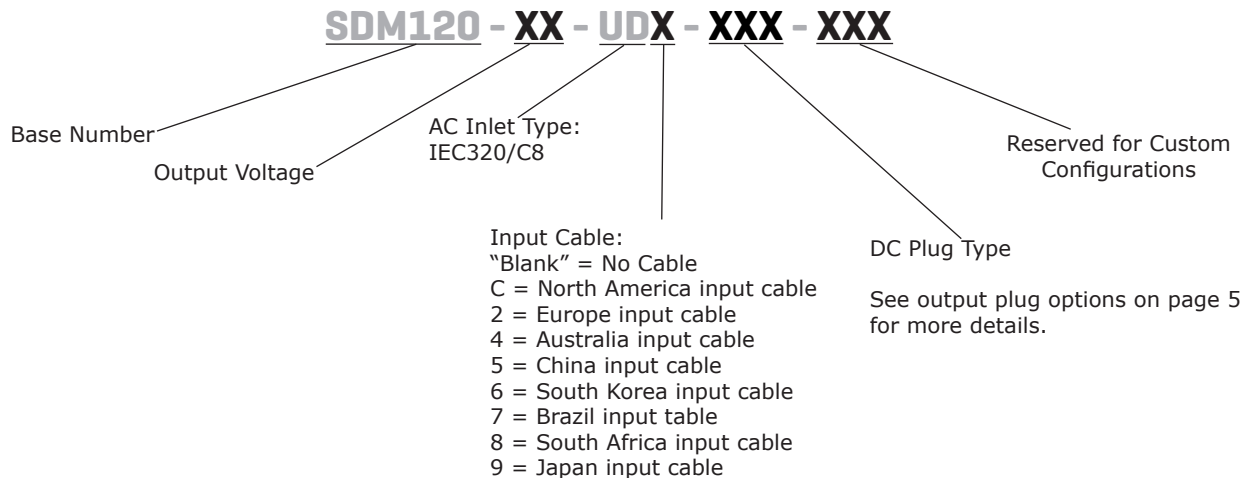
- up to 130 W continuous power
- DoE Level VI compliant
- no-load power consumption ≤ 0.21 W
- universal input voltage range
- over voltage and short circuit protections
- UL/cUL & TUV safety approvals
- Medical 60601-1 edition 3.1 safety approvals
- LED indicator for power on



MODEL	output voltage	output current max	output power max	ripple and noise ¹ max	efficiency level
	(Vdc)	(A)	(W)	(mVp-p)	
SDM120-12-UD	12	9.16	110	240	VI
SDM120-16-UD	16	7.5	120	240	VI
SDM120-19-UD	19	6.31	120	285	VI
SDM120-24-UD	24	5.0	120	360	VI
SDM120-48-UD	48	2.7	130	720	VI

Notes: 1. At full load, nominal input, 20 MHz bandwidth oscilloscope, output terminated with 0.1 μ F multilayer ceramic and 10 μ F low ESR electrolytic capacitors.

PART NUMBER KEY



INPUT

parameter	conditions/description	min	typ	max	units
voltage		90		264	Vac
frequency		47		63	Hz
current	at 100 Vac, full load			2.0	A
inrush current	at 220 Vac, full load, 25°C, cold start			120	A
leakage current	at 240 Vac			100	uA
no load power consumption	at 230 Vac			0.21	W

OUTPUT

parameter	conditions/description	min	typ	max	units
regulation			±5		%

PROTECTIONS

parameter	conditions/description	min	typ	max	units
over voltage protection	output shut down, latch			150	%
over current protection	12 Vdc output, continuous, auto recovery	110		170	%
	16 Vdc output, continuous, auto recovery	110		170	%
	19 Vdc output, continuous, auto recovery	110		150	%
	24 Vdc output, continuous, auto recovery	110		150	%
	48 Vdc output, continuous, auto recovery	110		170	%
short circuit protection	continuous, auto recovery				

SAFETY & COMPLIANCE

parameter	conditions/description	min	typ	max	units
isolation voltage	12 Vdc output, input to output at 5 mA for 2 seconds		4,000		Vac
	16 Vdc output, input to output at 10 mA for 2 seconds		4,000		Vac
	19 Vdc output, input to output at 5 mA for 2 seconds		4,000		Vac
	24 Vdc output, input to output at 10 mA for 2 seconds		4,000		Vac
	48 Vdc output, input to output at 10 mA for 2 seconds		4,000		Vac
isolation resistance	input to output at 500 Vdc for 3 seconds	50			MΩ
safety approvals	TUV, UL/cUL, CE				
EMI/EMC	FCC Part 15 Class B, EN 55011 Class B				
ESD	IEC 61000-4-2 Contact: ± 8KV, Air: ± 15KV				
radiated immunity	IEC 61000-4-3 Frequency: 80~2700MHz, Field Strength: 10V/M, 80% AM(1KHz)				
EFT	IEC 61000-4-4 ± 2.0 KV on input AC power ports				
surge	IEC 61000-4-5 Line to Line: ± 1KV (peak), Line to F.G : ± 2KV (peak)				
MTBF	as per MIL-HDBK-217F at 25°C	100,000			hours
RoHS	yes				

ENVIRONMENTAL

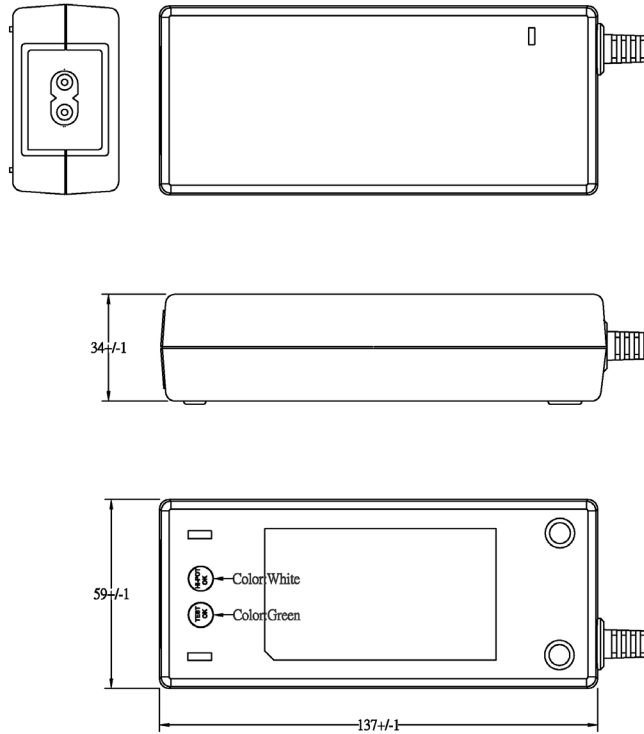
parameter	conditions/description	min	typ	max	units
operating temperature		0		40	°C
storage temperature		-20		85	°C
operating humidity	non-condensing	10		90	%
storage humidity	non-condensing	5		90	%

MECHANICAL

parameter	conditions/description	min	typ	max	units
dimensions	137 x 59 x 34				mm
inlet plug	IEC320/C8				
weight			450		g

MECHANICAL DRAWING

units: mm
tolerance: ±1.0 mm



DC CORD

units: mm

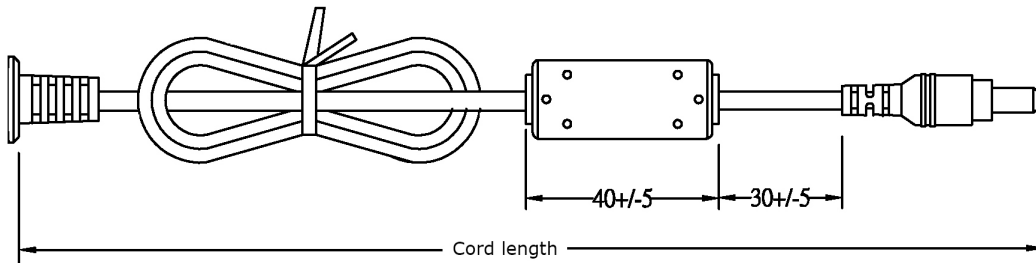
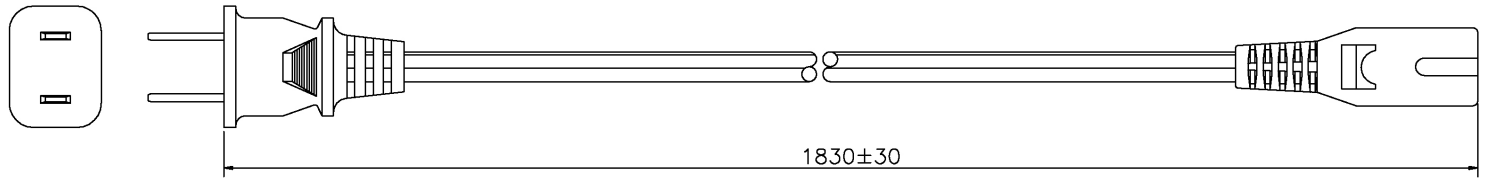


Table 1

MODEL NO.	CABLE	CORD LENGTH
SDM120-12-UD	UL1866, 14 AWG	1,200 mm ± 30
SDM120-16-UD	UL1866, 14 AWG	1,200 mm ± 30
SDM120-19-UD	UL1865, 16 AWG	1,200 mm ± 30
SDM120-24-UD	UL1865, 16 AWG	1,200 mm ± 30
SDM120-48-UD	UL1865, 18 AWG	1,200 mm ± 30

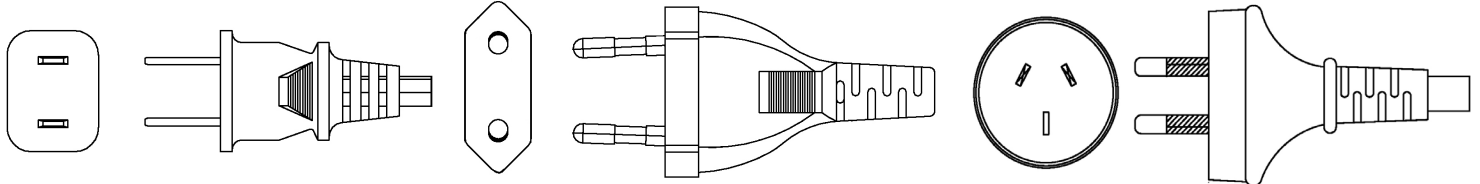
AC CORD



NORTH AMERICA

EUROPE

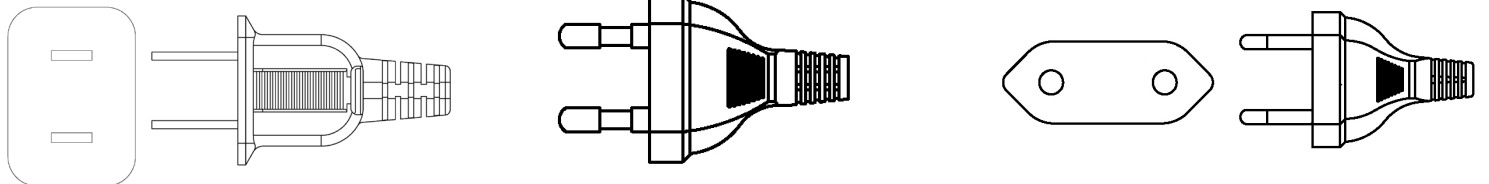
AUSTRALIA



CHINA

KOREA

BRAZIL



SOUTH AFRICA

JAPAN

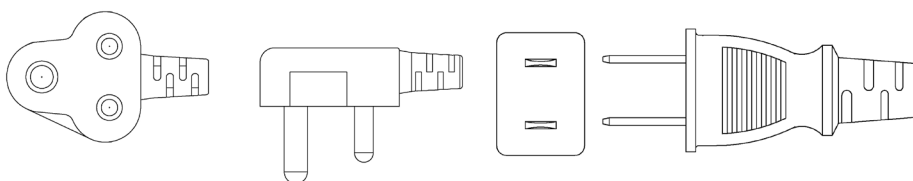



Table 2

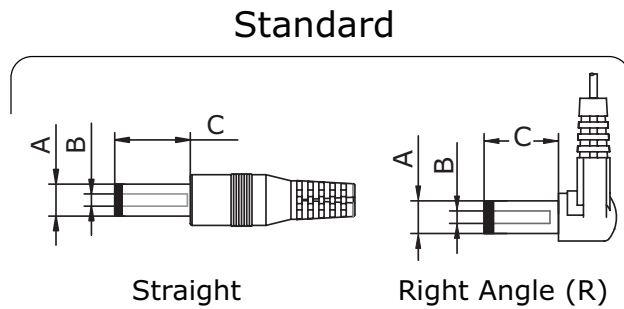
AC Input	Cord Length
North America	1,830 mm ±30
Europe	1,830 mm ±30
Australia	1,830 mm ±30
China	1,830 mm ±30
South Korea	1,830 mm ±30
Brazil	1,800 mm ±30
South Africa	1,800 mm ±30
Japan	1,800 mm ±30

DC PLUG TYPE PART NUMBER KEY



Plug Polarity		Code		Dimensions (mm)			Plug Angle	
Center Pos.	Center Neg.	Option	Type	A	B	C	Straight	Right
•	•	5	Standard	5.5	2.1	9.5	•	•
•	•	6	Standard	5.5	2.5	9.5	•	•
•	•	10	Locking	5.5	2.1	9.5	•	N/A
•	•	11	Locking	5.5	2.5	9.5	•	N/A
N/A	N/A	ST	Stripped & Tinned				N/A	N/A

Note: 1. Contact CUI for additional plug options.



REVISION HISTORY

rev.	description	date
1.0	initial release	08/07/2020

The revision history provided is for informational purposes only and is believed to be accurate.



CUI INC

a bel group

Headquarters
20050 SW 112th Ave.
Tualatin, OR 97062
800.275.4899

Fax 503.612.2383
cui.com
techsupport@cui.com

This device complies with part 15 of the FCC Rules. Operation is subject to the following two conditions:

- (1) This device may not cause harmful interference, and
- (2) this device must accept any interference received, including interference that may cause undesired operation.

CUI offers a one (1) year limited warranty. Complete warranty information is listed on our website.

CUI reserves the right to make changes to the product at any time without notice. Information provided by CUI is believed to be accurate and reliable. However, no responsibility is assumed by CUI for its use, nor for any infringements of patents or other rights of third parties which may result from its use.

CUI products are not authorized or warranted for use as critical components in equipment that requires an extremely high level of reliability. A critical component is any component of a life support device or system whose failure to perform can be reasonably expected to cause the failure of the life support device or system, or to affect its safety or effectiveness.

X-ON Electronics

Largest Supplier of Electrical and Electronic Components

Click to view similar products for [Desktop AC Adapters](#) category:

Click to view products by [CUI Inc](#) manufacturer:

Other Similar products are found below :

[212A2136](#) [ADP485-01](#) [SWA-1202](#) [SWA-1501](#) [212A2220](#) [KR8-PS01](#) [1894875](#) [FWE050024B-10A](#) [820A4080G](#) [825A0057-03](#) [SWA-1704W](#) [AD5012N2LM-\(401\)](#) [TRH21A120-49E03-Level-VI](#) [FWC100024A-11A](#) [FWE050012B-10A](#) [AC-DC ADAPTER 90W w/ Cable](#) [FWA065024A-11A](#) [PSA120U-560L6](#) [96PSA-A63W18V1-M](#) [1895235](#) [PW-C0725-W2-B](#) [57-U1](#) [57-U2](#) [CENB1040A1245F02](#) [SED80N2-16.0](#) [SED80N3-16.0](#) [RFQ43442-01](#) [YS50-1903150](#) [MEA-045AA2C K-A](#) [PCM50UT04](#) [PCM50UT05](#) [Adapter 24V230W FSP230-AAAN3](#) [WIRE FSP](#) [TRH100A240-11E12 VI](#) [TR70MB360-01E03 VI](#) [TRH50A240-11E01 VI](#) [TRE36A120-01G03 VI](#) [TRH100A180-11E12 VI](#) [CPSUNOTAKY-07056](#) [CPSUNOTAKY-07168](#) [CPSUNOTAKY-07169](#) [CPSUNOTAKY-07234](#) [CPSUNOTAKY-07236](#) [CPSUNOTAKY-07288](#) [CPSUNOTAKY-07312](#) [CPSUNOTAKY-07342](#) [CPSUNOTAKY-07388](#) [TE30A0503F01](#) [TE30A4803F01](#) [TE40A2403F01](#) [TE40A2403N01](#)