

SERIES: SWI6-N | **DESCRIPTION:** AC-DC POWER SUPPLY

FEATURES

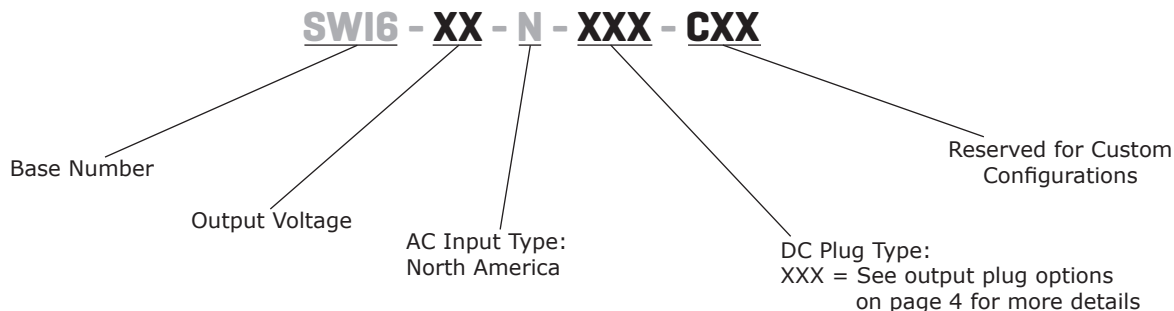
- up to 6 W continuous power
- DoE Level VI efficiency
- no load power consumption < 0.1 W
- compact size
- universal input voltage range
- over voltage, over current, and short circuit protections
- UL/cUL, PSE safety approvals
- certified to 60950-1 and 62368-1 standards



MODEL	output voltage	output current max	output power max	ripple and noise ¹ max	efficiency level
	(Vdc)	(A)	(W)	(mVp-p)	
SWI6-3.3-N	3.3	1.5	4.95	100	VI
SWI6-5-N	5	1.5	7.5	100	VI
SWI6-5.9-N	5.9	1.2	7.08	100	VI
SWI6-7.5-N	7.5	1.0	7.5	100	VI
SWI6-9-N	9	0.67	6.03	100	VI
SWI6-12-N	12	0.6	7.2	120	VI
SWI6-15-N	15	0.5	7.5	150	VI

Notes: 1. At full load, nominal input, 20 MHz bandwidth oscilloscope, output terminated with 0.1 μF multilayer ceramic and 47 μF low ESR electrolytic capacitors.

PART NUMBER KEY



INPUT

parameter	conditions/description	min	typ	max	units
voltage		90		264	Vac
frequency		47		63	Hz
current				0.19	A
inrush current	at 240 Vac, full load, 25°C, cold start			60	A
leakage current				0.25	mA
no load power consumption	at 115/230 Vac			0.1	W

OUTPUT

parameter	conditions/description	min	typ	max	units
regulation	3.3 Vdc output model all other models		±10 ±5		% %
hold-up time	at full load	10			ms

PROTECTIONS

parameter	conditions/description	min	typ	max	units
over voltage protection	output shut down			180	%
over current protection	output shut down, auto recovery				
	3.3 Vdc output model			3.5	A
	5 Vdc output model			3.5	A
	5.9 Vdc output model			3	A
	7.5 Vdc output model			2.5	A
	9 Vdc output model			1.5	A
short circuit protection	12 Vdc output model			1.5	A
	15 Vdc output model			1.3	A
short circuit protection	output shut down, auto recovery				

SAFETY & COMPLIANCE

parameter	conditions/description	min	typ	max	units
isolation voltage	input to output at 10 mA for 1 minute		3,000		Vac
isolation resistance	input to output at 500 Vdc	10			MΩ
safety approvals	UL/cUL (60950-1, 62368-1), PSE				
EMI/EMC	FCC Part 15B Class B				
MTBF	as per Telcordia SR-332, 25°C	300,000			hours
RoHS	yes				

ENVIRONMENTAL

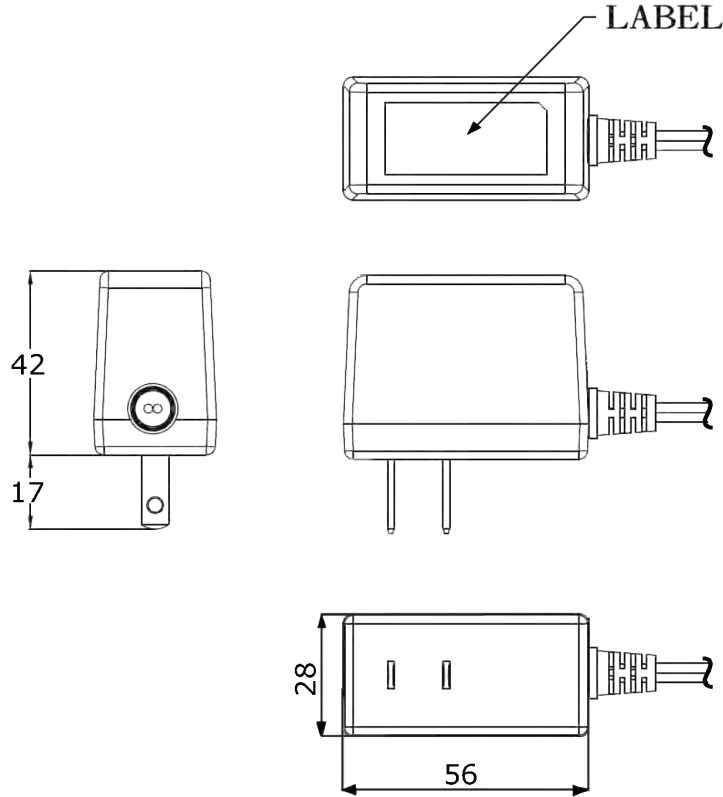
parameter	conditions/description	min	typ	max	units
operating temperature		0		40	°C
storage temperature		-20		60	°C
operating humidity	non-condensing	20		80	%
storage humidity	non-condensing	10		90	%

MECHANICAL

parameter	conditions/description	min	typ	max	units
dimensions	56 x 28 x 42				mm
inlet plug	North America, 2-pin				
weight			78		g

MECHANICAL DRAWING

units: mm
tolerance: ±1.0 mm



DC CORD

units: mm

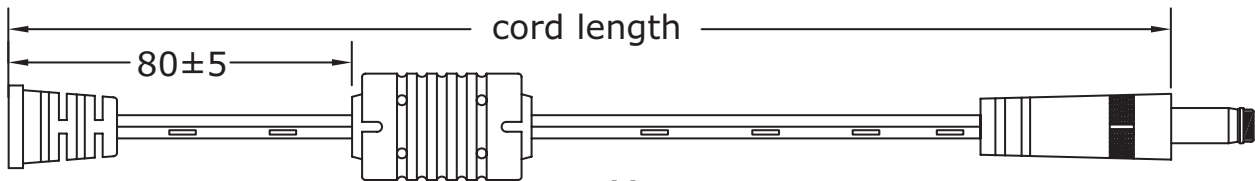


Table 1

MODEL NO.	CABLE	CORD LENGTH
SWI6-3.3-N	UL2468, 20 AWG	1,500 mm ±30
SWI6-5-N	UL2468, 20 AWG	1,500 mm ±30
SWI6-5.9-N	UL2468, 20 AWG	1,500 mm ±30
SWI6-7.5-N	UL2468, 22 AWG	1,500 mm ±30
SWI6-9-N	UL2468, 22 AWG	1,500 mm ±30
SWI6-12-N	UL2468, 22 AWG	1,500 mm ±30
SWI6-15-N	UL2468, 22 AWG	1,500 mm ±30

DC PLUG TYPE PART NUMBER KEY

XXX

Plug Polarity:
P = Center Positive

N = Center Negative

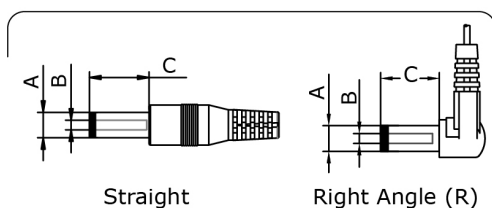
Plug Code:
X = Choose a code from the options below

Plug Angle:
"blank" = Straight
R = Right Angle

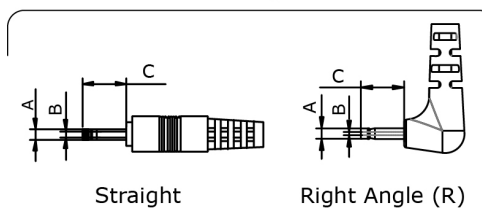
Plug Polarity		Code	Dimensions (mm)			Plug Angle	
Center Pos.	Center Neg.	Option	A	B	C	Straight	Right
N/A	N/A	P1 ¹	3.5	N/A	14	•	N/A
•	•	5	5.5	2.1	9.5	•	•
•	•	6	5.5	2.5	9.5	•	•
•	•	7	3.5	1.35	9.5	•	•
•	•	8	3.8	1.35	9.5	•	•
•	•	9	3.8	1.05	9.5	•	•
•	•	10	5.5	2.1	9.5	•	N/A
•	•	11	5.5	2.5	9.5	•	N/A
•	•	12	2.35	0.7	9.5	•	•
•	•	13	4.0	1.7	9.5	•	•
•	•	14	4.75	1.7	9.5	•	•
N/A	N/A	ST				N/A	N/A
N/A	N/A	MUB	Micro USB Type B			•	N/A
N/A	N/A	CUB	USB Type C			•	N/A

Note: 1. Tip positive
2. Contact CUI for additional plug options

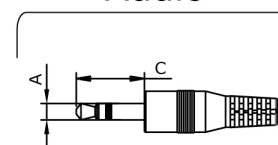
Standard



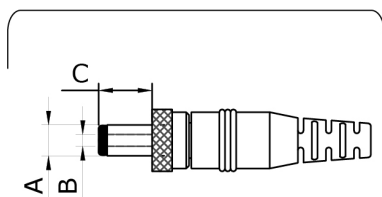
EIAJ



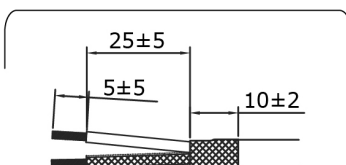
Audio



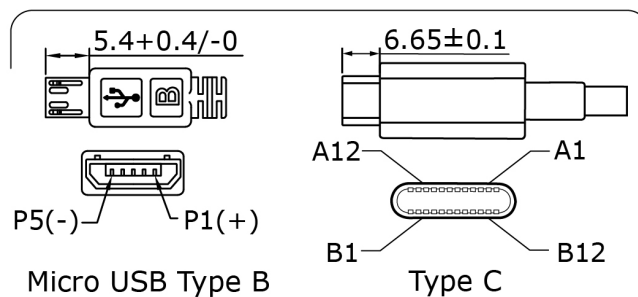
Locking



Stripped & Tinned



USB



REVISION HISTORY

rev.	description	date
1.0	initial release	08/07/2015
1.01	added models	08/12/2015
1.02	updated drawing	11/10/2015
1.03	added micro USB Type B plug option	06/30/2016
1.04	added audio plug option	11/07/2016
1.05	added 62368-1 standard	08/31/2018
1.06	company logo updated	09/21/2020
1.07	updated dc plug options	11/19/2020
1.08	safety marks updated	04/22/2021

The revision history provided is for informational purposes only and is believed to be accurate.



CUI INC

a bel group

Headquarters
20050 SW 112th Ave.
Tualatin, OR 97062
800.275.4899

Fax 503.612.2383
cui.com
techsupport@cui.com

This device complies with part 15 of the FCC Rules. Operation is subject to the following two conditions:

- (1) This device may not cause harmful interference, and
- (2) this device must accept any interference received, including interference that may cause undesired operation.

CUI offers a one (1) year limited warranty. Complete warranty information is listed on our website.

CUI reserves the right to make changes to the product at any time without notice. Information provided by CUI is believed to be accurate and reliable. However, no responsibility is assumed by CUI for its use, nor for any infringements of patents or other rights of third parties which may result from its use.

CUI products are not authorized or warranted for use as critical components in equipment that requires an extremely high level of reliability. A critical component is any component of a life support device or system whose failure to perform can be reasonably expected to cause the failure of the life support device or system, or to affect its safety or effectiveness.

X-ON Electronics

Largest Supplier of Electrical and Electronic Components

Click to view similar products for [Wall Mount AC Adapters](#) category:

Click to view products by [CUI Inc](#) manufacturer:

Other Similar products are found below :

[ADP-163 E](#) [ADP-167 J](#) [ADP-168 K](#) [ADP-159 A](#) [ADP-165 G](#) [PSAC05A-050L6](#) [RLMDT361800](#) [DA10-050CH](#) [DA5-050US-B](#)
[RLMDT701800](#) [WSU120-2000-R13](#) [WSU180-1330-13](#) [AC-DC ADAPTER 160W](#) [WSU120-2000-13](#) [WSU150-0800-13](#) [WSU075-3200-13](#)
[WSU060-2000-R13](#) [WSU090-2500-13](#) [WSU050-2000-R13](#) [WSU240-1000-13](#) [WSU240-0500-R13](#) [WSU075-1500-13](#) [WSU050-3000-13](#)
[WSU120-1500-13](#) [WSU120-1500-R13](#) [WSU045-1500-13](#) [WSU240-0750-13](#) [WSU090-2500-R13](#) [WSU240-1500-13](#) [WSU180-0660-13](#)
[WSU075-1500-R13](#) [WSU090-1300-13](#) [WSU180-1330-R13](#) [BB-SMI1812VP230C1](#) [WSU050-1500-13](#) [WSU090-0800-13](#) [WSU120-0700-13](#)
[WSU045-3000-13](#) [WSU180-0450-13](#) [WSU150-0560-R13](#) [WSU135-0880-13](#) [WSU120-3000-13](#) [WSU120-1000-R13](#) [WSU090-1300-R13](#)
[WSU060-1250-R13](#) [WSU060-1250-13](#) [WSU045-2000-R13](#) [WSU045-1500-R13](#) [PSAC05A-050L6M](#) [392007-01](#)