



SERIES: SWI6-N | **DESCRIPTION:** AC-DC POWER SUPPLY

FEATURES

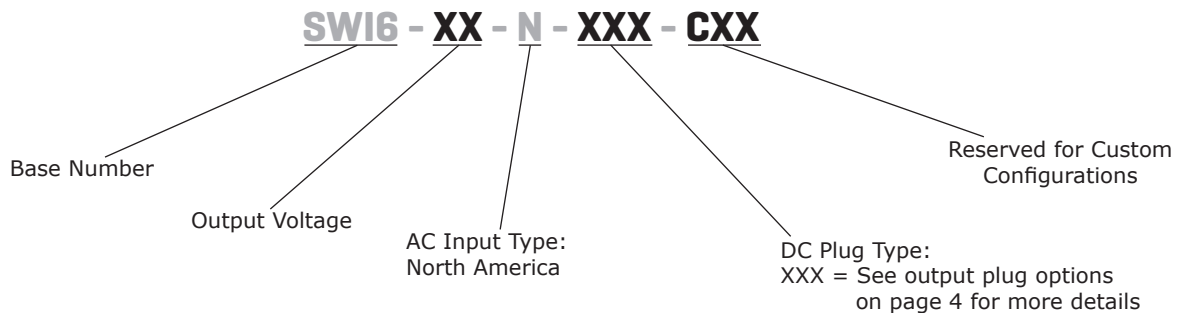
- up to 6 W continuous power
- DoE Level VI efficiency
- no load power consumption < 0.1 W
- compact size
- universal input voltage range
- over voltage, over current, and short circuit protections
- UL/cUL, PSE safety approvals
- certified to 60950-1 and 62368-1 standards



| MODEL | output voltage | output current max | output power max | ripple and noise ¹ max | efficiency level |
|------------|----------------|--------------------|------------------|-----------------------------------|------------------|
| | (Vdc) | (A) | (W) | (mVp-p) | |
| SWI6-3.3-N | 3.3 | 1.5 | 4.95 | 100 | VI |
| SWI6-5-N | 5 | 1.5 | 7.5 | 100 | VI |
| SWI6-5.9-N | 5.9 | 1.2 | 7.08 | 100 | VI |
| SWI6-7.5-N | 7.5 | 1.0 | 7.5 | 100 | VI |
| SWI6-9-N | 9 | 0.67 | 6.03 | 100 | VI |
| SWI6-12-N | 12 | 0.6 | 7.2 | 120 | VI |
| SWI6-15-N | 15 | 0.5 | 7.5 | 150 | VI |

Notes: 1. At full load, nominal input, 20 MHz bandwidth oscilloscope, output terminated with 0.1 μF multilayer ceramic and 47 μF low ESR electrolytic capacitors.

PART NUMBER KEY



INPUT

| parameter | conditions/description | min | typ | max | units |
|---------------------------|---|-----|-----|------|-------|
| voltage | | 90 | | 264 | Vac |
| frequency | | 47 | | 63 | Hz |
| current | | | | 0.19 | A |
| inrush current | at 240 Vac, full load, 25°C, cold start | | | 60 | A |
| leakage current | | | | 0.25 | mA |
| no load power consumption | at 115/230 Vac | | | 0.1 | W |

OUTPUT

| parameter | conditions/description | min | typ | max | units |
|--------------|--|-----|-----------|-----|--------|
| regulation | 3.3 Vdc output model all other models | | ±10 ±5 | | % % |
| hold-up time | at full load | 10 | | | ms |

PROTECTIONS

| parameter | conditions/description | min | typ | max | units |
|--------------------------|---------------------------------|-----|-----|-----|-------|
| over voltage protection | output shut down | | | 180 | % |
| over current protection | output shut down, auto recovery | | | | |
| | 3.3 Vdc output model | | | 3.5 | A |
| | 5 Vdc output model | | | 3.5 | A |
| | 5.9 Vdc output model | | | 3 | A |
| | 7.5 Vdc output model | | | 2.5 | A |
| | 9 Vdc output model | | | 1.5 | A |
| short circuit protection | 12 Vdc output model | | | 1.5 | A |
| | 15 Vdc output model | | | 1.3 | A |
| short circuit protection | output shut down, auto recovery | | | | |

SAFETY & COMPLIANCE

| parameter | conditions/description | min | typ | max | units |
|----------------------|---------------------------------------|---------|-------|-----|-------|
| isolation voltage | input to output at 10 mA for 1 minute | | 3,000 | | Vac |
| isolation resistance | input to output at 500 Vdc | 10 | | | MΩ |
| safety approvals | UL/cUL (60950-1, 62368-1), PSE | | | | |
| EMI/EMC | FCC Part 15B Class B | | | | |
| MTBF | as per Telcordia SR-332, 25°C | 300,000 | | | hours |
| RoHS | yes | | | | |

ENVIRONMENTAL

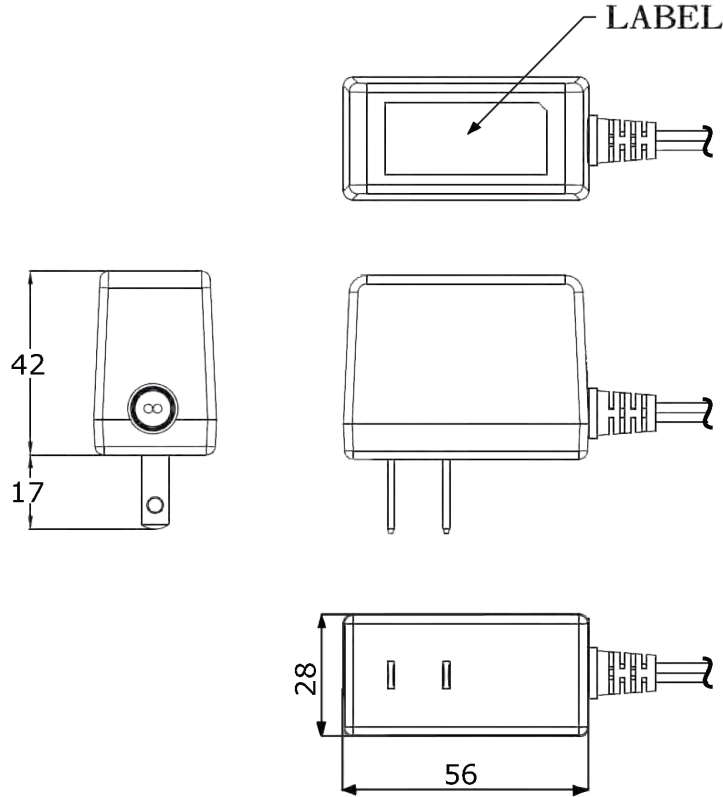
| parameter | conditions/description | min | typ | max | units |
|-----------------------|------------------------|-----|-----|-----|-------|
| operating temperature | | 0 | | 40 | °C |
| storage temperature | | -20 | | 60 | °C |
| operating humidity | non-condensing | 20 | | 80 | % |
| storage humidity | non-condensing | 10 | | 90 | % |

MECHANICAL

| parameter | conditions/description | min | typ | max | units |
|------------|------------------------|-----|-----|-----|-------|
| dimensions | 56 x 28 x 42 | | | | mm |
| inlet plug | North America, 2-pin | | | | |
| weight | | | 78 | | g |

MECHANICAL DRAWING

units: mm
tolerance: ±1.0 mm



DC CORD

units: mm

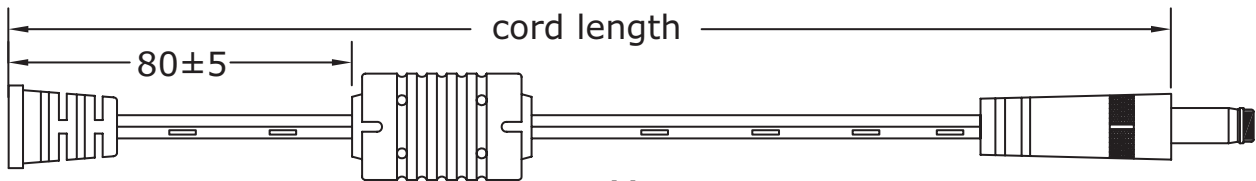


Table 1

| MODEL NO. | CABLE | CORD LENGTH |
|------------|----------------|--------------|
| SWI6-3.3-N | UL2468, 20 AWG | 1,500 mm ±30 |
| SWI6-5-N | UL2468, 20 AWG | 1,500 mm ±30 |
| SWI6-5.9-N | UL2468, 20 AWG | 1,500 mm ±30 |
| SWI6-7.5-N | UL2468, 22 AWG | 1,500 mm ±30 |
| SWI6-9-N | UL2468, 22 AWG | 1,500 mm ±30 |
| SWI6-12-N | UL2468, 22 AWG | 1,500 mm ±30 |
| SWI6-15-N | UL2468, 22 AWG | 1,500 mm ±30 |

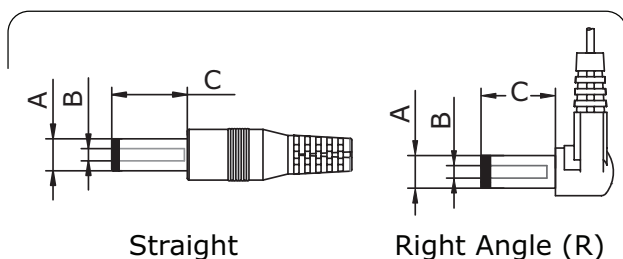
DC PLUG TYPE PART NUMBER KEY



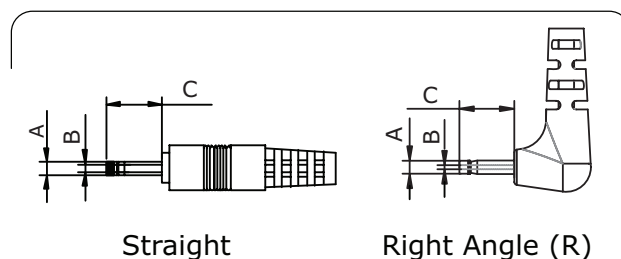
| Plug Polarity | | Code | | Dimensions (mm) | | | Plug Angle | |
|---------------|-------------|-----------------|-------------------|------------------|------|-----|------------|-------|
| Center Pos. | Center Neg. | Option | Type | A | B | C | Straight | Right |
| N/A | N/A | P1 ¹ | Audio | 3.5 | N/A | 14 | • | N/A |
| • | • | 5 | Standard | 5.5 | 2.1 | 9.5 | • | • |
| • | • | 6 | Standard | 5.5 | 2.5 | 9.5 | • | • |
| • | • | 7 | Standard | 3.5 | 1.35 | 9.5 | • | • |
| • | • | 8 | Standard | 3.8 | 1.35 | 9.5 | • | • |
| • | • | 9 | Standard | 3.8 | 1.05 | 9.5 | • | • |
| • | • | 10 | Locking | 5.5 | 2.1 | 9.5 | • | N/A |
| • | • | 11 | Locking | 5.5 | 2.5 | 9.5 | • | N/A |
| • | • | 12 | EIAJ-1 | 2.35 | 0.7 | 9.5 | • | • |
| • | • | 13 | EIAJ-2 | 4.0 | 1.7 | 9.5 | • | • |
| • | • | 14 | EIAJ-3 | 4.75 | 1.7 | 9.5 | • | • |
| N/A | N/A | ST | Stripped & Tinned | | | N/A | N/A | N/A |
| N/A | N/A | MUB | USB | Micro USB Type B | | | • | N/A |

Note: 1. Tip positive
 2. Contact CUI for additional plug options

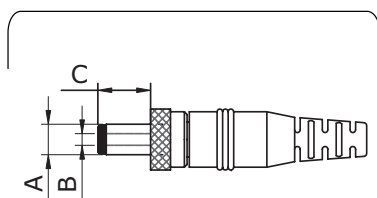
Standard



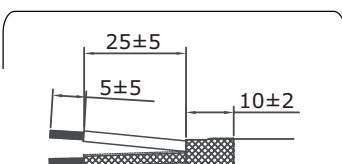
EIAJ



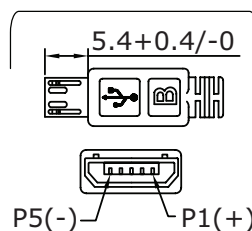
Locking



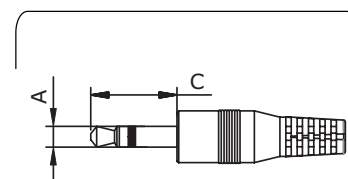
Stripped & Tinned



USB



Audio



REVISION HISTORY

| rev. | description | date |
|------|------------------------------------|------------|
| 1.0 | initial release | 08/07/2015 |
| 1.01 | added models | 08/12/2015 |
| 1.02 | updated drawing | 11/10/2015 |
| 1.03 | added micro USB Type B plug option | 06/30/2016 |
| 1.04 | added audio plug option | 11/07/2016 |
| 1.05 | added 62368-1 standard | 08/31/2018 |

The revision history provided is for informational purposes only and is believed to be accurate.



CUI INC[®]

Headquarters
20050 SW 112th Ave.
Tualatin, OR 97062
800.275.4899

Fax 503.612.2383
cui.com
techsupport@cui.com

This device complies with part 15 of the FCC Rules. Operation is subject to the following two conditions:

- (1) This device may not cause harmful interference, and
- (2) this device must accept any interference received, including interference that may cause undesired operation.

CUI offers a one (1) year limited warranty. Complete warranty information is listed on our website.

CUI reserves the right to make changes to the product at any time without notice. Information provided by CUI is believed to be accurate and reliable. However, no responsibility is assumed by CUI for its use, nor for any infringements of patents or other rights of third parties which may result from its use.

CUI products are not authorized or warranted for use as critical components in equipment that requires an extremely high level of reliability. A critical component is any component of a life support device or system whose failure to perform can be reasonably expected to cause the failure of the life support device or system, or to affect its safety or effectiveness.

X-ON Electronics

Largest Supplier of Electrical and Electronic Components

Click to view similar products for [Wall Mount AC Adapters](#) category:

Click to view products by [CUI Inc](#) manufacturer:

Other Similar products are found below :

[76000738](#) [76000756-B10](#) [ADP-163 E](#) [ADP-159 A](#) [PSAC05A-050L6](#) [RLMDT361800](#) [TE30A1803F01](#) [0650-00005](#) [P25A14E-R1C](#) [SWI24-12-N-P6R](#) [SWI24-24-N-ST](#) [TRH25033-A-02E01-Level-VI](#) [DA5-050US-B](#) [DA5-050UK-B](#) [RLMDT701800](#) [76000756](#) [DA5-050EU-B](#) [WSU120-2000-R13](#) [5V1A-USB](#) [AC-DC ADAPTER 160W](#) [WSU120-2000-13](#) [WSU150-0800-13](#) [76000980](#) [WSU075-3200-13](#) [WSU090-2500-13](#) [WSU050-2000-R13](#) [WSU240-1000-13](#) [WSU090-3500-R13](#) [WSU075-1500-13](#) [WSU050-3000-13](#) [WSU135-1330-13](#) [WSU045-1500-13](#) [WSU090-2500-R13](#) [WSU240-1500-13](#) [WSU180-0660-13](#) [WSU075-1500-R13](#) [WSU090-1300-13](#) [WSU180-1330-R13](#) [NTPS-24-TT-700](#) [BB-SMI1812VP230C1](#) [WSU150-1600-13](#) [WSU050-1500-13](#) [WSU090-0800-13](#) [WSU180-0450-13](#) [WSU150-0560-R13](#) [WSU135-0880-13](#) [WSU120-3000-13](#) [WSU120-1000-R13](#) [WSU090-1300-R13](#) [WSU060-4000-13](#)