

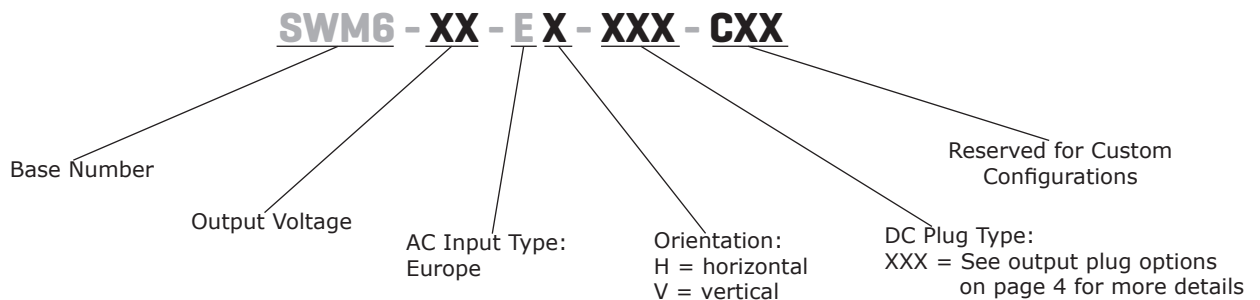
SERIES: SWM6-E | DESCRIPTION: AC-DC POWER SUPPLY
FEATURES

- up to 6 W power
- EN 60601-1 4th edition
- compact vertical or horizontal mount
- universal input (90~264 Vac)
- single regulated output from 5~12 Vdc
- over voltage and short circuit protections
- DOE Level VI / CoC Tier 2 efficiency
- 2 MOPP compliant



| MODEL | output voltage | output current max | output power max | ripple and noise ¹ max | efficiency level ² |
|-----------|----------------|--------------------|------------------|-----------------------------------|-------------------------------|
| | (Vdc) | (A) | (W) | (mVp-p) | |
| SWM6-5-E | 5 | 1.2 | 6 | 100 | VI |
| SWM6-6-E | 6 | 1 | 6 | 120 | VI |
| SWM6-9-E | 9 | 0.66 | 6 | 180 | VI |
| SWM6-12-E | 12 | 0.5 | 6 | 240 | VI |

Notes: 1. At full load, 100 ~ 240 Vac input, 20 MHz bandwidth oscilloscope, output terminated with a low ESR 47 μ F electrolytic and 0.1 μ F multilayer capacitor.
 2. CoC Tier 2 compliant.

PART NUMBER KEY


INPUT

| parameter | conditions/description | min | typ | max | units |
|---------------------------|--|-----|-----|------------|--------|
| voltage | | 90 | | 264 | Vac |
| frequency | | 47 | | 63 | Hz |
| current | at 115 Vac, full load at 230 Vac, full load | | | 0.6 0.3 | A A |
| inrush current | at 115 Vac, full load, cold start at 230 Vac, full load, cold start | | | 30 60 | A A |
| leakage current | at 240 Vac, 50 Hz | | | 0.1 | mA |
| no load power consumption | at 115/230 Vac, 60/50 Hz | | | 0.075 | W |

OUTPUT

| parameter | conditions/description | min | typ | max | units |
|-----------------|--|-----|-----|-----|-------|
| line regulation | | | ±1 | | % |
| load regulation | | | ±5 | | % |
| start-up time | at 100 Vac, to 90% of rated output voltage | | | 3 | s |
| rise time | at nominal input voltage, full load, from 10% to 90% of output voltage | | | 50 | ms |
| hold-up time | at nominal input voltage, full load | 8.3 | | | ms |

PROTECTIONS

| parameter | conditions/description | min | typ | max | units |
|--------------------------|---------------------------------|-----|-----|-----|-------|
| over voltage protection | output shutdown, auto recovery | | | | |
| over current protection | output shutdown, auto recovery | | | 200 | % |
| short circuit protection | output shut down, auto recovery | | | | |

SAFETY & COMPLIANCE

| parameter | conditions/description | min | typ | max | units |
|----------------------|--|---------|-------|-----|-------|
| isolation voltage | input to output | | 4,000 | | Vac |
| isolation resistance | input to output at 500 Vdc for 3 seconds | 50 | | | MΩ |
| safety approvals | medical TUV EN 60601-1 | | | | |
| EMI/EMC | CE | | | | |
| MTBF | as per MIL-HDBK-217F | 100,000 | | | hours |
| RoHS | 2011/65/EU | | | | |

ENVIRONMENTAL

| parameter | conditions/description | min | typ | max | units |
|-----------------------|------------------------|-----|-------|-----|-------|
| operating temperature | | 0 | | 40 | °C |
| storage temperature | | -20 | | 85 | °C |
| operating humidity | non-condensing | 10 | | 90 | % |
| storage humidity | non-condensing | 5 | | 90 | % |
| altitude | | | 5,000 | | m |

MECHANICAL

| parameter | conditions/description | min | typ | max | units |
|------------|--|-----|----------|-----|----------|
| dimensions | horizontal models: 55 x 25 x 55 vertical models: 53 x 41 x 46 | | | | mm mm |
| inlet plug | Europe | | | | |
| weight | horizontal models vertical models | | 60 65 | | g g |
| color | black | | | | |

MECHANICAL DRAWINGS

units: mm
tolerance: ±1 mm

Horizontal Models



Vertical Models



DC CORD

units: mm





Table 1

| MODEL NO. | CABLE | CORD LENGTH |
|-----------|----------------|--------------|
| SWM6-5-E | UL2468, 22 AWG | 1,500 mm ±50 |
| SWM6-6-E | UL2468, 22 AWG | 1,500 mm ±50 |
| SWM6-9-E | UL2468, 24 AWG | 1,500 mm ±50 |
| SWM6-12-E | UL2468, 24 AWG | 1,500 mm ±50 |

DC PLUG TYPE PART NUMBER KEY

XXX

Plug Polarity:
 P = Center Positive

 N = Center Negative


Plug Code:
 X = Choose a code from the options below

Plug Angle:
 "blank" = Straight
 R = Right Angle

| Plug Polarity | | Code | | Dimensions (mm) | | | Plug Angle | |
|---------------|-------------|--------|-------------------|------------------|------|-----|------------|-------|
| Center Pos. | Center Neg. | Option | Type | A | B | C | Straight | Right |
| • | • | 5 | Standard | 5.5 | 2.1 | 9.5 | • | • |
| • | • | 6 | Standard | 5.5 | 2.5 | 9.5 | • | • |
| • | • | 7 | Standard | 3.5 | 1.35 | 9.5 | • | • |
| • | • | 8 | Standard | 3.8 | 1.35 | 9.5 | • | • |
| • | • | 9 | Standard | 3.8 | 1.05 | 9.5 | • | • |
| • | • | 12 | EIAJ-1 | 2.35 | 0.7 | 9.5 | • | • |
| • | • | 13 | EIAJ-2 | 4.0 | 1.7 | 9.5 | • | • |
| • | • | 14 | EIAJ-3 | 4.75 | 1.7 | 9.5 | • | • |
| N/A | N/A | ST | Stripped & Tinned | | | N/A | N/A | |
| N/A | N/A | MUB | USB | Micro USB Type B | | | • | N/A |

Note: 1. Contact CUI for additional plug options

Standard



EIAJ



Stripped & Tinned



USB



REVISION HISTORY

| rev. | description | date |
|------|----------------------|------------|
| 1.0 | initial release | 06/27/2017 |
| 1.01 | company logo updated | 08/25/2020 |

The revision history provided is for informational purposes only and is believed to be accurate.



CUI INC

a bel group

Headquarters
20050 SW 112th Ave.
Tualatin, OR 97062
800.275.4899

Fax 503.612.2383
cui.com
techsupport@cui.com

This device complies with part 15 of the FCC Rules. Operation is subject to the following two conditions:

- (1) This device may not cause harmful interference, and
- (2) this device must accept any interference received, including interference that may cause undesired operation.

CUI offers a one (1) year limited warranty. Complete warranty information is listed on our website.

CUI reserves the right to make changes to the product at any time without notice. Information provided by CUI is believed to be accurate and reliable. However, no responsibility is assumed by CUI for its use, nor for any infringements of patents or other rights of third parties which may result from its use.

CUI products are not authorized or warranted for use as critical components in equipment that requires an extremely high level of reliability. A critical component is any component of a life support device or system whose failure to perform can be reasonably expected to cause the failure of the life support device or system, or to affect its safety or effectiveness.

X-ON Electronics

Largest Supplier of Electrical and Electronic Components

Click to view similar products for [Wall Mount AC Adapters](#) category:

Click to view products by [CUI Inc](#) manufacturer:

Other Similar products are found below :

[ADP-163 E](#) [ADP-167 J](#) [ADP-168 K](#) [ADP-159 A](#) [ADP-165 G](#) [PSAC05A-050L6](#) [RLMDT361800](#) [DA10-050CH](#) [DA5-050US-B](#)
[RLMDT701800](#) [WSU120-2000-R13](#) [WSU180-1330-13](#) [AC-DC ADAPTER 160W](#) [WSU120-2000-13](#) [WSU150-0800-13](#) [WSU075-3200-13](#)
[WSU060-2000-R13](#) [WSU090-2500-13](#) [WSU050-2000-R13](#) [WSU240-1000-13](#) [WSU240-0500-R13](#) [WSU075-1500-13](#) [WSU050-3000-13](#)
[WSU120-1500-13](#) [WSU120-1500-R13](#) [WSU045-1500-13](#) [WSU240-0750-13](#) [WSU090-2500-R13](#) [WSU240-1500-13](#) [WSU180-0660-13](#)
[WSU075-1500-R13](#) [WSU090-1300-13](#) [WSU180-1330-R13](#) [BB-SMI1812VP230C1](#) [WSU050-1500-13](#) [WSU090-0800-13](#) [WSU120-0700-13](#)
[WSU045-3000-13](#) [WSU180-0450-13](#) [WSU150-0560-R13](#) [WSU135-0880-13](#) [WSU120-3000-13](#) [WSU120-1000-R13](#) [WSU090-1300-R13](#)
[WSU060-1250-R13](#) [WSU060-1250-13](#) [WSU045-2000-R13](#) [WSU045-1500-R13](#) [PSAC05A-050L6M](#) [392007-01](#)