
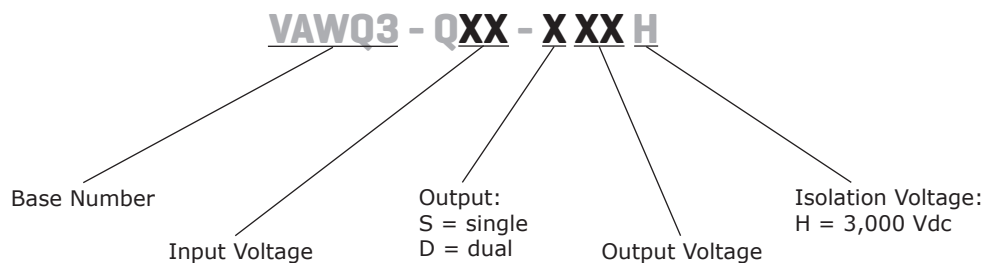


**SERIES:** VAWQ3 | **DESCRIPTION:** DC-DC CONVERTER**FEATURES**

- up to 3 W isolated output
- wide input (4:1)
- industry standard 24 pin DIP package style
- single and dual regulated outputs
- 3,000 V isolation (H version)
- short circuit protection
- wide temperature (-25~71°C)
- efficiency up to 77%



| MODEL          | input voltage range | output voltage | output current | output power | ripple and noise | efficiency |
|----------------|---------------------|----------------|----------------|--------------|------------------|------------|
|                | (Vdc)               | (Vdc)          | max (mA)       | max (W)      | max (mVp-p)      | typ (%)    |
| VAWQ3-Q24-S3R3 | 9~36                | 3.3            | 600            | 2            | 100              | 70         |
| VAWQ3-Q24-S5   | 9~36                | 5              | 600            | 3            | 100              | 72         |
| VAWQ3-Q24-S12  | 9~36                | 12             | 250            | 3            | 100              | 76         |
| VAWQ3-Q24-S15  | 9~36                | 15             | 200            | 3            | 100              | 76         |
| VAWQ3-Q24-D5   | 9~36                | ±5             | ±300           | 3            | 100              | 70         |
| VAWQ3-Q24-D12  | 9~36                | ±12            | ±125           | 3            | 120              | 72         |
| VAWQ3-Q24-D15  | 9~36                | ±15            | ±100           | 3            | 150              | 72         |
| VAWQ3-Q48-S3R3 | 18~72               | 3.3            | 600            | 2            | 100              | 70         |
| VAWQ3-Q48-S5   | 18~72               | 5              | 600            | 3            | 100              | 72         |
| VAWQ3-Q48-S12  | 18~72               | 12             | 250            | 3            | 100              | 77         |
| VAWQ3-Q48-S15  | 18~72               | 15             | 200            | 3            | 100              | 77         |
| VAWQ3-Q48-D5   | 18~72               | ±5             | ±300           | 3            | 100              | 71         |
| VAWQ3-Q48-D12  | 18~72               | ±12            | ±125           | 3            | 120              | 72         |
| VAWQ3-Q48-D15  | 18~72               | ±15            | ±100           | 3            | 150              | 72         |

**PART NUMBER KEY**

## INPUT

| parameter               | conditions/description | min | typ | max | units |
|-------------------------|------------------------|-----|-----|-----|-------|
| operating input voltage |                        | 9   | 24  | 36  | Vdc   |
|                         |                        | 18  | 48  | 72  | Vdc   |
| input filter            | PI type                |     |     |     |       |

## OUTPUT

| parameter               | conditions/description              | min | typ | max   | units |
|-------------------------|-------------------------------------|-----|-----|-------|-------|
| line regulation         | measured from low line to high line |     |     | ±0.5  | %     |
| load regulation         | single output models <sup>1</sup>   |     |     | ±0.5  | %     |
|                         | dual output models <sup>2</sup>     |     |     | ±1.0  | %     |
| voltage accuracy        |                                     |     |     | ±2.0  | %     |
| voltage balance         | dual output models                  |     |     | ±1.0  | %     |
| switching frequency     |                                     | 100 |     |       | kHz   |
| temperature coefficient |                                     |     |     | ±0.05 | %/°C  |

Notes: 1. measured from 10% to 100% full load  
2. measured from 25% to 100% full load

## PROTECTIONS

| parameter                | conditions/description | min | typ | max | units |
|--------------------------|------------------------|-----|-----|-----|-------|
| short circuit protection | continuous             |     |     |     |       |

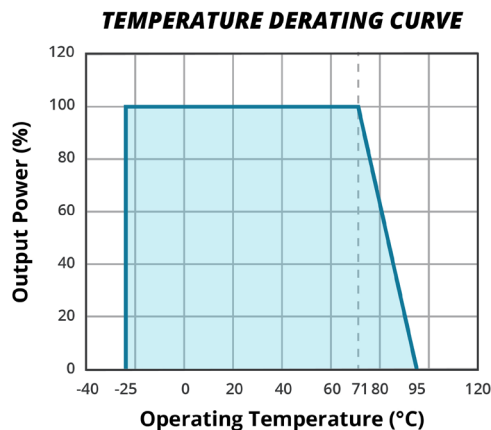
## SAFETY AND COMPLIANCE

| parameter             | conditions/description | min   | typ | max | units |
|-----------------------|------------------------|-------|-----|-----|-------|
| isolation voltage     |                        | 3,000 |     |     | Vdc   |
| insulation resistance |                        | 1,000 |     |     | MΩ    |
| RoHS compliant        | yes                    |       |     |     |       |

## ENVIRONMENTAL

| parameter             | conditions/description | min | typ | max | units |
|-----------------------|------------------------|-----|-----|-----|-------|
| operating temperature |                        | -25 |     | 71  | °C    |
| case temperature      |                        |     |     | 95  | °C    |
| storage temperature   |                        | -40 |     | 100 | °C    |

## DERATING CURVES



## MECHANICAL

| parameter     | conditions/description                     | min | typ  | max | units |
|---------------|--|-----|------|-----|-------|
| dimensions    | 1.25 x 0.80 x 0.40 (31.8 x 20.3 x 10.2 mm) |     |      |     | inch  |
| case material | non-conductive black plastic               |     |      |     |       |
| weight        |  |     | 12.5 |     | g     |

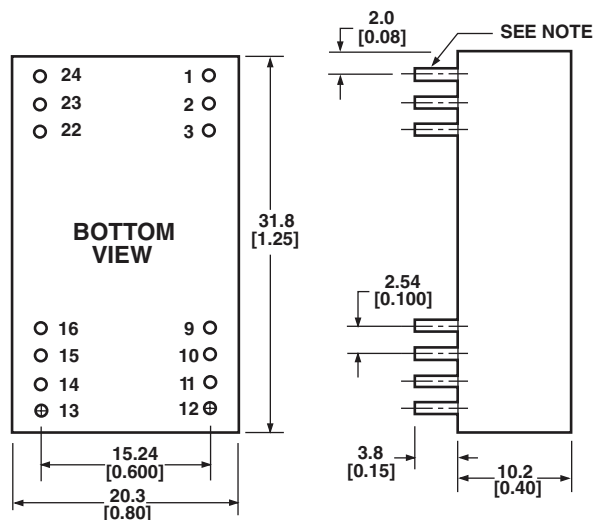
## MECHANICAL DRAWING

units: mm [inches]

tolerance: inches: x.xx = ±0.02, x.xxx = ±0.010

mm: x.xx = ±0.5, x.xxx = ±0.25

Note: Pin diameter 0.02 inch (0.5 mm)



| PIN CONNECTIONS |               |             |
|-----------------|---------------|-------------|
|                 | SINGLE OUTPUT | DUAL OUTPUT |
| PIN             | FUNCTION      | FUNCTION    |
| 1,24            | NP            | NP          |
| 2,3             | -Vin          | -Vin        |
| 4,5             | NP            | NP          |
| 9               | NC            | Common      |
| 10,15           | NC            | NC          |
| 11              | NC            | -Vo         |
| 12,13           | NP            | NP          |
| 14              | +Vo           | +Vo         |
| 16              | -Vo           | Common      |
| 20,21           | NP            | NP          |
| 22,23           | +Vin          | +Vin        |

NP = No Pin

NC = No connection

Note: All specifications measured at 25°C, nominal input voltage, and full load unless otherwise noted.

## REVISION HISTORY

| rev. | description                 | date       |
|------|-----------------------------|------------|
| 1.0  | initial release             | 04/06/2009 |
| 1.01 | updated to new template     | 06/06/2012 |
| 1.02 | V-Infinity branding removed | 09/11/2012 |
| 1.03 | updated spec                | 03/12/2013 |
| 1.04 | company logo updated        | 02/16/2021 |
| 1.05 | derating curve updated      | 07/20/2021 |

The revision history provided is for informational purposes only and is believed to be accurate.



**CUI INC**  
a bel group

**Headquarters**  
20050 SW 112th Ave.  
Tualatin, OR 97062  
**800.275.4899**

Fax 503.612.2383  
**cui.com**  
techsupport@cui.com

CUI offers a two (2) year limited warranty. Complete warranty information is listed on our website.

CUI reserves the right to make changes to the product at any time without notice. Information provided by CUI is believed to be accurate and reliable. However, no responsibility is assumed by CUI for its use, nor for any infringements of patents or other rights of third parties which may result from its use.

CUI products are not authorized or warranted for use as critical components in equipment that requires an extremely high level of reliability. A critical component is any component of a life support device or system whose failure to perform can be reasonably expected to cause the failure of the life support device or system, or to affect its safety or effectiveness.

## X-ON Electronics

Largest Supplier of Electrical and Electronic Components

*Click to view similar products for [Isolated DC/DC Converters](#) category:*

*Click to view products by [CUI Inc](#) manufacturer:*

Other Similar products are found below :

[ESM6D044440C05AAQ](#) [FMD15.24G](#) [PSL486-7LR](#) [Q48T30020-NBB0](#) [JAHW100Y1](#) [SPB05C-12](#) [SQ24S15033-PS0S](#) [18952](#) [19-130041](#)  
[CE-1003](#) [CE-1004](#) [GQ2541-7R](#) [RDS180245](#) [MAU228](#) [J80-0041NL](#) [DFC15U48D15](#) [XGS-0512](#) [XGS-1205](#) [XGS-1212](#) [XGS-2412](#) [XGS-2415](#) [XKS-1215](#) [06322](#) [NCT1000N040R050B](#) [SPB05B-15](#) [SPB05C-15](#) [L-DA20](#) [DCG40-5G](#) [QME48T40033-PGB0](#) [XKS-2415](#) [XKS-2412](#)  
[XKS-1212](#) [XKS-1205](#) [XKS-0515](#) [XKS-0505](#) [XGS-2405](#) [XGS-1215](#) [XGS-0515](#) [PS9Z-6RM4](#) [73-551-5038I](#) [AK1601-9RT](#) [VI-N61-CM](#) [VI-R5022-EXWW](#) [PSC128-7iR](#) [RPS8-350ATX-XE](#) [DAS1004812](#) [PQA30-D24-S24-DH](#) [VI-M5F-CQ](#) [VI-LN2-EW](#) [VI-PJW01-CZY](#)