

INPUT

parameter	conditions/description	min	typ	max	units
voltage	ac input	85		305	Vac
	dc input	120		430	Vdc
frequency		47		63	Hz
current	at 85 Vac			2.5	A
	at 115 Vac			2.0	A
	at 230 Vac			1.0	A
inrush current	at 115 Vac, cold start			30	A
	at 230 Vac, cold start			45	A
leakage current	at 240 Vac			2	mA
power factor	at 115 Vac, full load	0.97			
	at 230 Vac, full load	0.91			

OUTPUT

parameter	conditions/description	min	typ	max	units
capacitive load	12 Vdc output			5,000	μF
	15 Vdc output			5,000	μF
	24 Vdc output			5,000	μF
	48 Vdc output			3,000	μF
initial set point accuracy	at full load				
	12 & 15 Vdc output		±2		%
	24 & 48 Vdc output		±1		%
line regulation			±0.5		%
load regulation	0%~100% load		±0.5		%
hold-up time	at 230 Vac	16			ms
temperature coefficient			±0.05		%/°C
remote on/off (CTRL)	turn on (0 ~ 0.8 Vdc) turn off (4 ~ 10 Vdc)				

PROTECTIONS

parameter	conditions/description	min	typ	max	units
over voltage protection	12 Vdc output model, output shutdown, latch			16.8	Vdc
	15 Vdc output model, output shutdown, latch			24.5	Vdc
	24 Vdc output model, output shutdown, latch			33.6	Vdc
	48 Vdc output model, output shutdown, latch			60.0	Vdc
over current protection	constant current, auto-recovery	105		150	%
over temperature protection ¹	over temperature protection activation			85	°C
	over temperature protection deactivation	50			°C
short circuit protection	constant current, continuous, auto-recovery				

Note: 1. Over temperature protection thresholds under full load conditions.

SAFETY & COMPLIANCE

parameter	conditions/description	min	typ	max	units
isolation voltage	input to ground, 1 min, <10mA	2,000			Vac
	input to output, 1 min, <10mA	4,000			Vac
	output to ground, 1 min, <5mA	500			Vac
safety approvals	certified to 62368: IEC, EN, UL designed to meet 60335: EN designed to meet 61558: EN designed to meet GB4943				
safety class	Class I				
conducted emissions	CISPR32/EN55032 CLASS B				
radiated emissions	CISPR32/EN55032 CLASS B				
harmonic current	IEC/EN61000-3-2 CLASS A				
voltage flicker	IEC/EN61000-3-3				
ESD	IEC/EN 61000-4-2 Contact ±6KV/Air ±8KV perf. Criteria A				
radiated immunity	IEC/EN61000-4-3 3V/m perf. Criteria B				
EFT/burst	IEC/EN61000-4-4 ±2KV perf. Criteria A				
surge	IEC/EN61000-4-5 line to line ±1kV/line to ground ±2kV perf. Criteria A				
conducted immunity	IEC/EN61000-4-6 10Vr.m.s perf. Criteria A				
voltage dips and interruptions	IEC/EN61000-4-11 0%, 70% perf. Criteria B				
MTBF	as per MIL-HDBK-217F at 25°C	300,000			hours
RoHS	yes				

ENVIRONMENTAL

parameter	conditions/description	min	typ	max	units
operating temperature	see derating curve	-30		70	°C
storage temperature		-40		85	°C
storage humidity	non-condensing	10		95	%

MECHANICAL

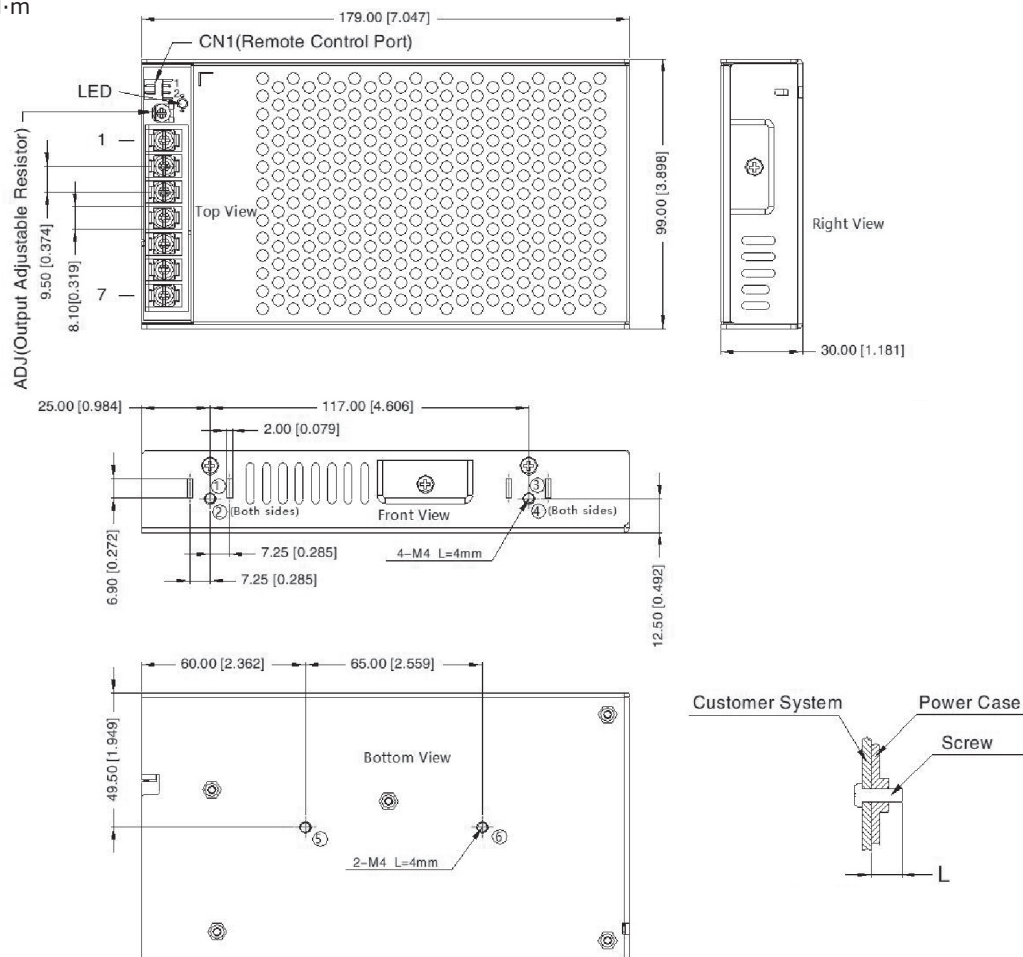
parameter	conditions/description	min	typ	max	units
dimensions	179 × 99 × 30				mm
weight			500		g
cooling	natural convection				
case material	metal (AL1100, SGCC)				

MECHANICAL DRAWING

units: mm [inch]
 tolerance: ±1.0 [±0.039]
 wire range: 22-12 AWG
 connector tightening torque: M3.5, 0.8 N·m

PIN CONNECTIONS	
PIN	Function
1	+Vo
2	+Vo
3	-Vo
4	-Vo
5	⏏
6	AC(N)
7	AC(L)

Note: At least one hole position, ①~⑥, must be securely connected to Protective Earth (PE). ⑦

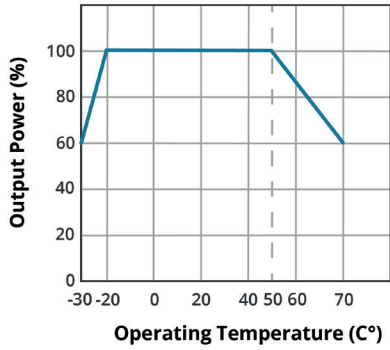


CN1: KANGDAO TJC3-NAWD-2P			
PIN	FUNCTION	CONNECTOR	TERMINAL
1	RC+	KANGDAO XI-25001-2Y	KANGDAO XH2.54-TE
2	RC-		

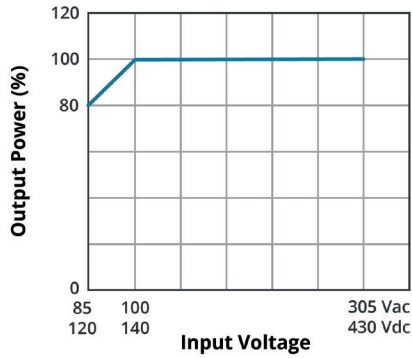
POSITION	SCREW SPEC	L (MAX)	TORQUE (MAX)
①~⑥	M4	4mm	0.9N·m

DERATING CURVE

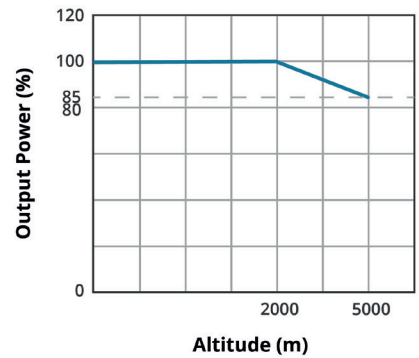
TEMPERATURE DERATING CURVE



INPUT VOLTAGE DERATING CURVE (25°C)

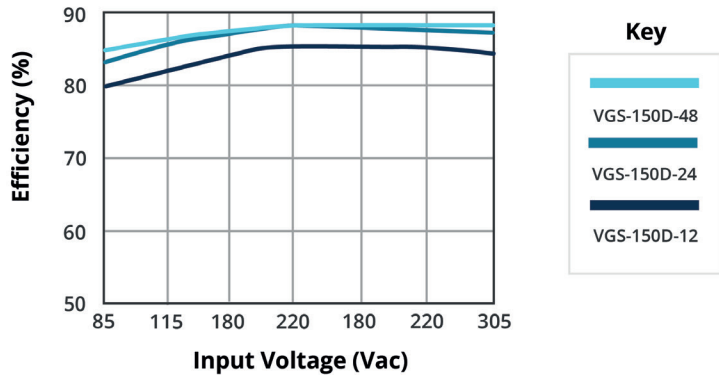


ALTITUDE DERATING CURVE

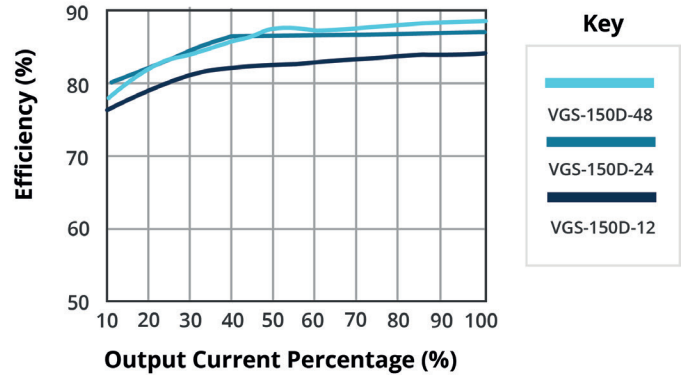


EFFICIENCY CURVES

EFFICIENCY VS INPUT VOLTAGE (FULL LOAD)



EFFICIENCY VS OUTPUT LOAD



REVISION HISTORY

rev.	description	date
1.0	initial release	12/09/2020

The revision history provided is for informational purposes only and is believed to be accurate.



Headquarters
20050 SW 112th Ave.
Tualatin, OR 97062
800.275.4899

Fax 503.612.2383
cui.com
techsupport@cui.com

CUI offers a two (2) year limited warranty. Complete warranty information is listed on our website.

CUI reserves the right to make changes to the product at any time without notice. Information provided by CUI is believed to be accurate and reliable. However, no responsibility is assumed by CUI for its use, nor for any infringements of patents or other rights of third parties which may result from its use.

CUI products are not authorized or warranted for use as critical components in equipment that requires an extremely high level of reliability. A critical component is any component of a life support device or system whose failure to perform can be reasonably expected to cause the failure of the life support device or system, or to affect its safety or effectiveness.

X-ON Electronics

Largest Supplier of Electrical and Electronic Components

Click to view similar products for [Switching Power Supplies](#) category:

Click to view products by [CUI Inc](#) manufacturer:

Other Similar products are found below :

[70841011](#) [73-551-0005](#) [73-551-0048](#) [PS3E-B12F](#) [PS3E-E12F](#) [AAD600S-4-OP](#) [R22095](#) [KD0204](#) [9021](#) [LDIN100150](#) [LPM000-BBAR-01](#)
[LPX17S-C](#) [EVS57-10R6/R](#) [FP80](#) [FRV7000G](#) [22929](#) [PS3E-F12F](#) [CQM1IA121](#) [40370121900](#) [VI-PU22-EXX](#) [40370121910](#) [LDIN5075](#)
[LPM615-CHAS](#) [LPX140-C](#) [09-160CFG](#) [70841025](#) [VPX3000-CBL-DC](#) [LPM000-BBAR-05](#) [LPM000-BBAR-08](#) [LPM124-OUTA1-48](#)
[LPM000-BBAR-07](#) [LPM109-OUTA1-10](#) [LPM616-CHAS](#) [08-30466-1055G](#) [08-30466-2175G](#) [08-30466-2125G](#) [DMB-EWG](#) [TVQF-1219-](#)
[18S](#) [6504-226-2101](#) [CQM1IPS01](#) [SP-300-5](#) [CQM1-IPS02](#) [VI-MUL-ES](#) [22829](#) [08-30466-0065G](#) [VI-RU031-EWWX](#) [08-30466-0028G](#) [VI-](#)
[LUL-EU](#) [EP3000AC48INZ](#) [VP-C2104853](#)