


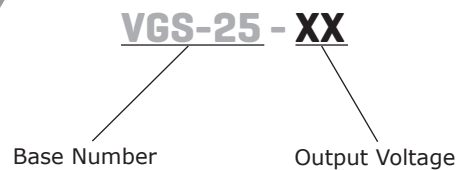
SERIES: VGS-25 | DESCRIPTION: AC-DC POWER SUPPLY
FEATURES

- up to 27 W continuous power
- compact footprint
- universal input (88~264 Vac / 125~373 Vdc)
- single output from 3.3~48 V
- over voltage, over load, and short circuit protections
- UL/cUL and TUV safety approvals
- long life electrolytic capacitors
- no load power consumption < 0.5 W
- efficiency 88%



MODEL	output voltage (Vdc)	output current max (A)	output power max (W)	ripple and noise max (mVp-p)	efficiency (%)
VGS-25-3.3	3.3	6	19.8	100	74
VGS-25-5*	5	5	25	100	83
VGS-25-12	12	2.1	25.2	120	85
VGS-25-15	15	1.7	25.5	120	86
VGS-25-24	24	1.1	26.4	120	87
VGS-25-48	48	0.57	27.36	120	88

Notes: * Discontinued model.

PART NUMBER KEY


INPUT

parameter	conditions/description	min	nom	max	units
voltage range		88		264	Vac
		125		373	Vdc
frequency range		50		60	Hz
current	at 115 Vac, cold start			0.7	A
	at 230 Vac, cold start			0.35	A
inrush current	at 230 Vac, full load, cold start			30	A

OUTPUT

parameter	conditions/description	min	nom	max	units
voltage adjust			±10		
voltage tolerance	3.3 V models		±3		%
	5 V models		±2		%
	all other models		±1		%
line regulation	low line to high line		±0.5		%
load regulation	3.3 V models		±2.0		%
	5 V models		±1.0		%
	all other models		±0.5		%
start-up time	at 115 Vac, cold start		1.0		s
	at 230 Vac, cold start		0.8		s
rise time	at 115 Vac, cold start		65		ms
	at 230 Vac, cold start		50		ms
hold-up time	at 115 Vac, cold start	10			ms
	at 230 Vac, cold start	32			ms

PROTECTIONS

parameter	conditions/description	min	nom	max	units
over load	Hiccup mode, auto recovery			110	%
over voltage	latch off mode	115		150	%
over-temperature		52			°C
short circuit	continuous				

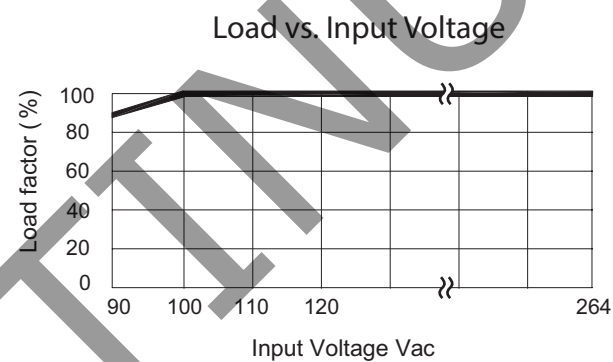
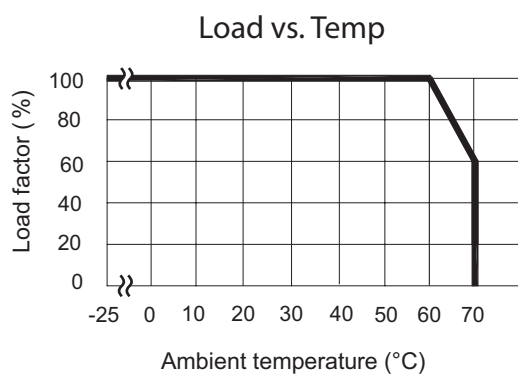
SAFETY & COMPLIANCE

parameter	conditions/description	min	nom	max	units
isolation voltage	input to output:	4,242			Vdc
	input to case:	2,121			Vdc
	output to case:	707			Vdc
isolation resistance	input to output at 500 V dc	100			MΩ
safety approvals	UL 60950-1 / TUV EN 60950-1				
EMI/EMC	EN 55022 : 1998+A1 : 2000+A2 : 2003 Class B, EN 61000-3-2 : 2000+A2 : 2005 Class A, EN 61000-3-3 : 1995+A1 : 2001, EN 61204-3 : 2000 EN 50204 1998+A1 : 2001+A2 : 2003 light industry level, criteria A				
leakage current	measured per IEC 60950-1, paragraph 5.1, test voltage of 240 Vac/60 Hz			2	mA
RoHS compliant	yes				
MTBF	at 230 Vac, MIL-HDBK-217F 25 °C ambient	620,300			hrs

ENVIRONMENTAL

parameter	conditions/description	min	nom	max	units
operating temperature	see derating curve	-20		70	°C
storage temperature	see derating curve	-40		85	°C
temperature derating	linearly from 100% load at 50°C to 50% load at 70°C				
relative humidity	non-condensing operating	20		90	%
temperature coefficient	(0 ~ 50°C)		0.3		%/°C
vibration	(10 ~ 500 Hz, 1 hour per axis, 3 hours total)		5		Grms

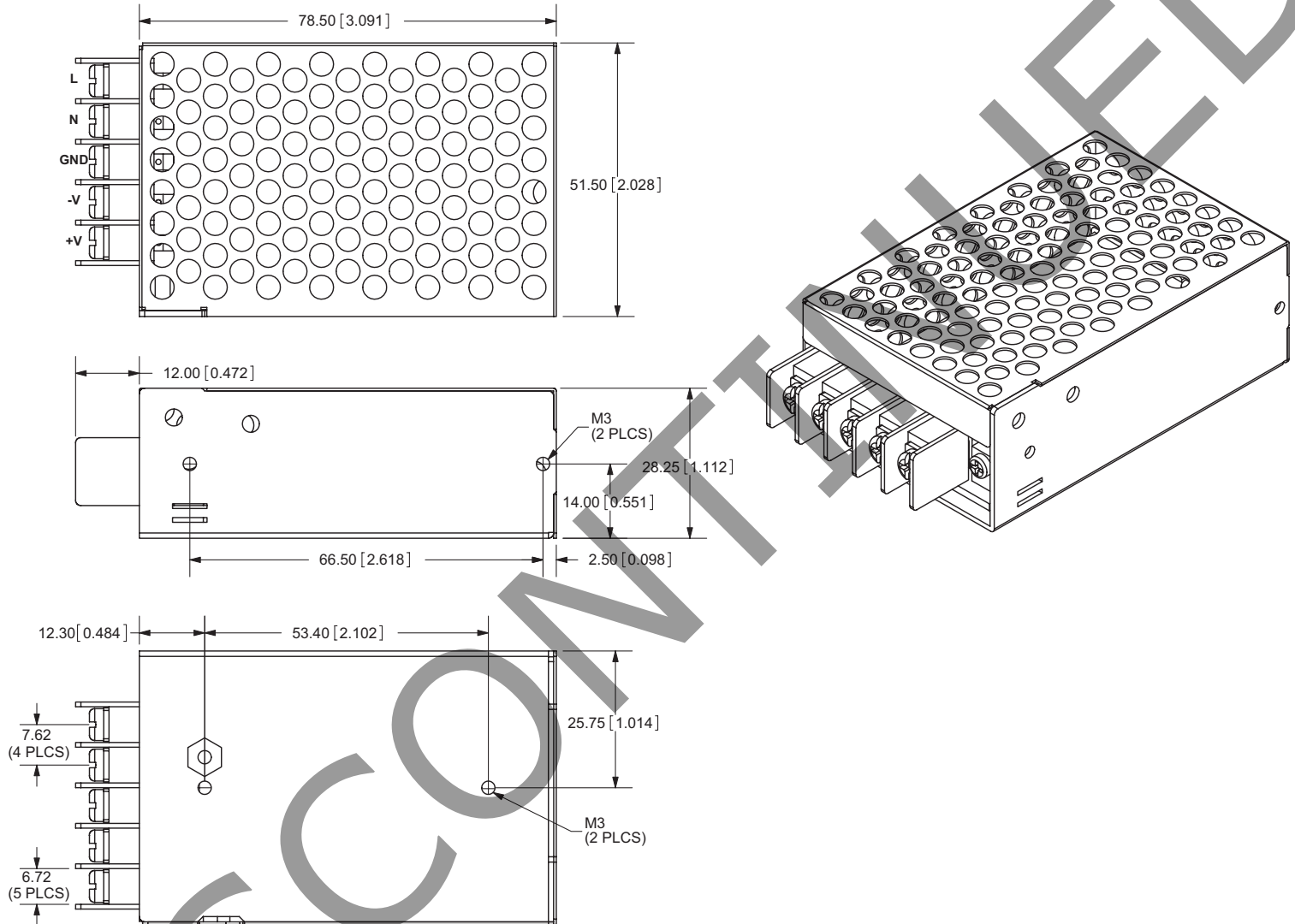
DERATING CURVES



MECHANICAL DRAWING

Note:
tolerance: $\pm 0.3\text{mm}$ unless otherwise specified

terminal block screws #6-32 (5 PLCS)



REVISION HISTORY

rev.	description	date
1.0	initial release	07/21/2008
1.01	V-Infinity branding removed	08/21/2012
1.02	corrected output current values	02/14/2013
1.03	discontinued VGS-25-5 model	04/11/2017

The revision history provided is for informational purposes only and is believed to be accurate.



Headquarters
20050 SW 112th Ave.
Tualatin, OR 97062
800.275.4899

Fax 503.612.2383
cui.com
techsupport@cui.com

CUI offers a two (2) year limited warranty. Complete warranty information is listed on our website.

CUI reserves the right to make changes to the product at any time without notice. Information provided by CUI is believed to be accurate and reliable. However, no responsibility is assumed by CUI for its use, nor for any infringements of patents or other rights of third parties which may result from its use.

CUI products are not authorized or warranted for use as critical components in equipment that requires an extremely high level of reliability. A critical component is any component of a life support device or system whose failure to perform can be reasonably expected to cause the failure of the life support device or system, or to affect its safety or effectiveness.

X-ON Electronics

Largest Supplier of Electrical and Electronic Components

Click to view similar products for [Switching Power Supplies](#) category:

Click to view products by [CUI Inc](#) manufacturer:

Other Similar products are found below :

[70841011](#) [73-551-0005](#) [AAD600S-4-OP](#) [R22095](#) [HWS50A-5/RA](#) [KD0204](#) [9021](#) [S-15F-12](#) [LDIN100150](#) [LPM000-BBAR-01](#) [LPX17S-C](#)
[EVS57-10R6/R](#) [FDC40-24S12](#) [FRV7000G](#) [22929](#) [CQM1IA121](#) [40370121900](#) [VI-PU22-EXX](#) [40370121910](#) [LDIN5075](#) [432703037161](#)
[WRB01X-U](#) [LPX140-C](#) [08-30466-1040G](#) [09-160CFG](#) [70841004](#) [70841025](#) [VPX3000-CBL-DC](#) [LPM000-BBAR-05](#) [LPM000-BBAR-08](#)
[LPM124-OUTA1-48](#) [LPM000-BBAR-07](#) [LPM109-OUTA1-10](#) [LPM616-CHAS](#) [08-30466-1055G](#) [08-30466-2175G](#) [DMB-EWG](#) [TVQF-](#)
[1219-18S](#) [6504-226-2101](#) [CQM1IPS01](#) [XPFM201A+](#) [MAP80-4000G](#) [LFP300F-24-TY](#) [SMP21-L20-DC24V-5A](#) [VI-MUL-ES](#) [08-30466-](#)
[0065G](#) [CME240P-24](#) [VI-RU031-EWWX](#) [08-30466-0028G](#) [S82Y-TS01](#)