



**SERIES:** VQE50W | **DESCRIPTION:** DC-DC CONVERTER

**FEATURES**

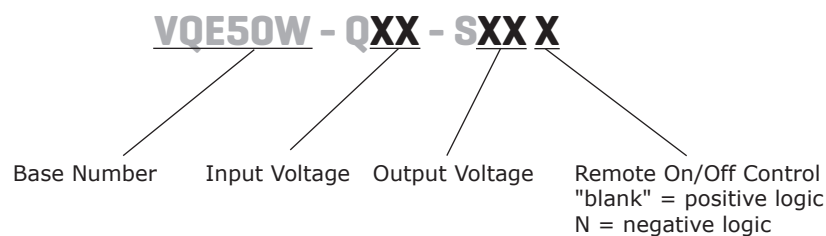
- up to 50 W isolated output
- industry standard quarter brick package
- 4:1 input range (9~36 V, 18~75 V)
- single output from 3.3~48 V
- 1,500 V isolation
- tantalum free capacitors used
- over current, over temperature, over voltage, and short circuit protections
- remote on/off
- very high efficiency up to 92%



MODEL	input voltage range (Vdc)	output voltage (Vdc)	output current max (A)	output power max (W)	ripple and noise <sup>1</sup> max (mVp-p)	efficiency typ (%)
VQE50W-Q24-S3R3	9 ~ 36	3.3	10	33	100	90.5
VQE50W-Q24-S5	9 ~ 36	5	10	50	100	91.5
VQE50W-Q24-S12	9 ~ 36	12	4.16	50	150	91.5
VQE50W-Q24-S15	9 ~ 36	15	3.33	50	150	91.5
VQE50W-Q24-S24	9 ~ 36	24	2.08	50	240	90
VQE50W-Q24-S48	9 ~ 36	48	1.04	50	480	88.5
VQE50W-Q48-S3R3	18 ~ 75	3.3	10	33	100	90
VQE50W-Q48-S5	18 ~ 75	5	10	50	100	92
VQE50W-Q48-S12	18 ~ 75	12	4.16	50	150	92
VQE50W-Q48-S15	18 ~ 75	15	3.33	50	150	91
VQE50W-Q48-S24	18 ~ 75	24	2.08	50	240	90.5
VQE50W-Q48-S48	18 ~ 75	48	1.04	50	480	89

Notes: 1. ripple and noise are measured at 20 MHz BW with 10µF tantalum capacitor and 1µF ceramic capacitor across output

**PART NUMBER KEY**



## INPUT

parameter	conditions/description	min	typ	max	units
operating input voltage	24 V input	9	24	36	Vdc
	48 V input	18	48	75	Vdc
surge voltage	100 ms max. 24 V input 48 V input			50	Vdc
				100	Vdc
under voltage lockout	power up	24 V input	8.8		Vdc
		48 V input	17		Vdc
	power down	24 V input	8		Vdc
		48 V input	16		Vdc
positive logic remote on/off <sup>1</sup>					
filter	PI type				

- Notes:
- logic compatibility, open collector ref to -input  
Module ON, 3.5 ~ 75 Vdc or open circuit  
Module OFF, <1.2 Vdc
  - negative logic remote on/off available  
Module ON, <1.2 Vdc current limit, 110~165% nominal output  
Module OFF, 3.5 ~ 75 Vdc or open circuit

## OUTPUT

parameter	conditions/description	min	typ	max	units
line regulation	measured from high line to low line			±0.2	%
load regulation	measured from full load to zero load			±0.2	%
voltage accuracy				±1.5	%
transient response	25% step load change			500	µs
external trim adj. range			±10		%
switching frequency	100% load, input voltage range		300		kHz
temperature coefficient			±0.03		%/°C

## PROTECTIONS

parameter	conditions/description	min	typ	max	units
over voltage protection	%Vo	115		140	%
short circuit protection	continuous				
current limit	% nominal output current	110		165	%
thermal shutdown case temp.			110		°C

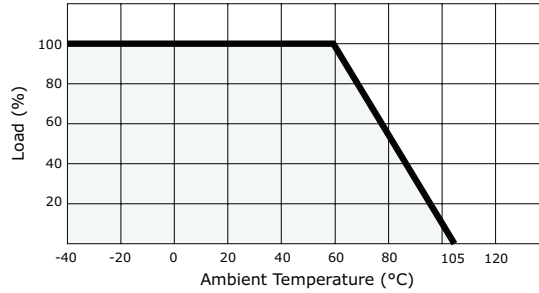
## SAFETY AND COMPLIANCE

parameter	conditions/description	min	typ	max	units
isolation voltage	input to output	1,500			Vdc
	input to case	1,500			Vdc
	output to case	1,500			Vdc
isolation resistance		10			MΩ
isolation capacitance			1,000		pF
safety approvals	UL 60950-1, CE				
RoHS compliant	yes				
MTBF	MIL-STD-217F, GB, 25°C, full load		TBD		hours

## ENVIRONMENTAL

parameter	conditions/description	min	typ	max	units
case operating temperature		-40		105	°C
storage temperature		-55		125	°C
humidity	non-condensing			95	%

## DERATING CURVE

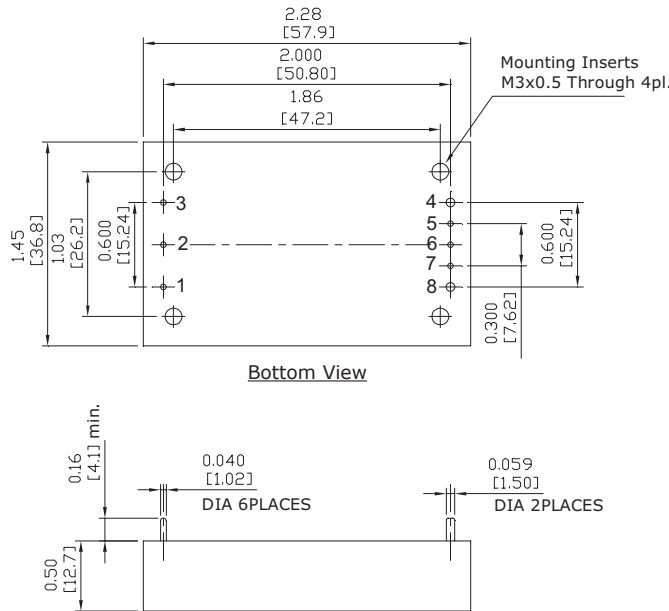


## MECHANICAL

parameter	conditions/description	min	typ	max	units
dimensions	1.45 x 2.28 x 0.50 (36.8 x 57.9 x 12.7 mm)				inch
case material	aluminum				
weight			63		g

## MECHANICAL DRAWING

units: inches[mm]  
 tolerance:  
 inches: X.XX = ±0.02  
           X.XXX = ±0.010  
 mm: X.XX = ±0.5  
       X.XXX = ±0.25



PIN CONNECTIONS	
PIN	FUNCTION
1	+Vin
2	On/Off
3	-Vin
4	-Vo
5	-S
6	TRIM
7	+S
8	+Vo

Note: All specifications measured at 25°C, nominal input voltage, and full load unless otherwise noted.

## REVISION HISTORY

---

rev.	description	date
1.0	initial release	08/22/2012
1.01	added negative logic option to part number key, updated derating curve	03/04/2013
1.02	updated spec	03/18/2013

The revision history provided is for informational purposes only and is believed to be accurate.



**Headquarters**  
20050 SW 112th Ave.  
Tualatin, OR 97062  
**800.275.4899**

Fax 503.612.2383  
**cui.com**  
techsupport@cui.com

CUI offers a two (2) year limited warranty. Complete warranty information is listed on our website.

CUI reserves the right to make changes to the product at any time without notice. Information provided by CUI is believed to be accurate and reliable. However, no responsibility is assumed by CUI for its use, nor for any infringements of patents or other rights of third parties which may result from its use.

CUI products are not authorized or warranted for use as critical components in equipment that requires an extremely high level of reliability. A critical component is any component of a life support device or system whose failure to perform can be reasonably expected to cause the failure of the life support device or system, or to affect its safety or effectiveness.

## X-ON Electronics

Largest Supplier of Electrical and Electronic Components

*Click to view similar products for [Isolated DC/DC Converters](#) category:*

*Click to view products by [CUI Inc](#) manufacturer:*

Other Similar products are found below :

[PSL486-7LR](#) [Q48T30020-NBB0](#) [18362](#) [JAHW100Y1](#) [SPB05C-12](#) [SQ24S15033-PS0S](#) [18952](#) [19-130041](#) [CE-1003](#) [CE-1004](#) [MAU228](#) [J80-0041NL](#) [DFC15U48D15](#) [XGS-1205](#) [SPB05B-15](#) [SPB05C-15](#) [L-DA20](#) [DCG40-5G](#) [AK1601-9RT](#) [DPA423R](#) [VI-N61-CM](#) [VI-R5022-EXWW](#) [PSC128-7iR](#) [RPS8-350ATX-XE](#) [DAS1004812](#) [PQA30-D24-S24-DH](#) [vi-m13-cw-03](#) [VI-LN2-EW](#) [VI-PJW01-CZY](#) [AK-1615-7R](#) [VI-L52-EW](#) [VI-L53-CV](#) [PQA30-D48-S12-TH](#) [VI-LC63-EV](#) [AM2D-051212DZ](#) [24IBX15-50-0ZG](#) [HZZ01204-G](#) [SPU02L-09](#) [SPU02M-09](#) [SPU02N-09](#) [UNO-PS/350-900DC/24DC/60W](#) [QUINT4-BUFFER/24DC/20](#) [QUINT4-BUFFER/24DC/40](#) [QUINT4-CAP/24DC/5/4KJ](#) [QUINT4-CAP/24DC/10/8KJ](#) [VEFT1-S12-S12-SMT](#) [SRSB-50T12LG](#) [AM1DS-0503DJZ](#) [AM1DS-0503SJZ](#) [AM1SR-0509SJZ](#)