

Wire Wound Chip Ceramic Inductor



◆ **Features**

- 1、 Small chip suitable for surface mounting;
- 2、 High Q value and high self-resonant frequency with ceramic material;
- 3、 Tight inductance tolerance and stable inductance; at high frequency;
- 4、 RoHS Compliant.



◆ **Application**

- 1、 High frequency circuit in telecommunication and other equipments;
- 2、 Mobile phones such as GSM, CDMA, PDC, etc;
- 3、 Bluetooth, W-LAN, Broadband network.

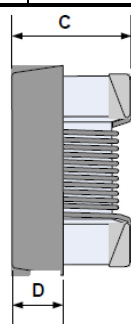
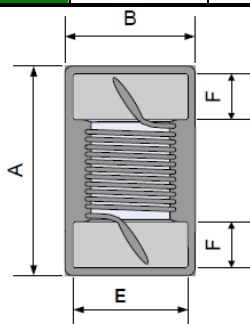
◆ **PRODUCT IDENTIFICATION**

CMCW 1608 C R10 J S T
(1) (2) (3) (4) (5) (6) (7)

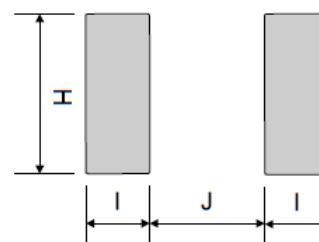
- (1) Series Type
- (2) Chip Size (mm) :Length X Width
- (3) Material Code
- (4) Inductance: 0N1=0.1nH; 4N7=4.7nH
10N=10nH; R10=100nH
1R0=1000nH
- (5) Inductance Tolerance: G=±2%; J=±5%;
K=±10%;
- (6) Company Code
- (7) Packaging: Tape Carrier Package

◆ **SHAPE AND DIMENSIONS** (unit: mm)

| Series | A | B | C | D | E | F | H | I | J |
|------------------|-----------|-----------|-----------|-----------|-----------|-----------|-----------|-----------|-----------|
| CMCW1005C | 1.2 ±0.10 | 0.60±0.10 | 0.60±0.10 | 0.20±0.05 | 0.50±0.05 | 0.20±0.05 | 0.64±0.05 | 0.40±0.05 | 0.60±0.05 |
| CMCW1608C | 1.68±0.10 | 1.00±0.10 | 0.85±0.10 | 0.32±0.05 | 0.76±0.05 | 0.33±0.05 | 1.02±0.05 | 0.60±0.05 | 0.60±0.05 |
| CMCW2012C | 2.20±0.10 | 1.62±0.10 | 1.45±0.10 | 0.48±0.05 | 1.22±0.05 | 0.45±0.05 | 1.72±0.05 | 1.02±0.05 | 0.76±0.05 |
| CMCW2520C | 2.65±0.10 | 2.60±0.10 | 2.00±0.10 | 0.50±0.05 | 2.05±0.05 | 0.45±0.05 | 2.50±0.05 | 1.02±0.05 | 1.27±0.05 |
| CMCW3216C | 3.46±0.10 | 2.06±0.10 | 1.42±0.10 | 0.50±0.05 | 1.55±0.05 | 0.45±0.05 | 1.88±0.05 | 1.02±0.05 | 1.78±0.05 |
| CMCW3225C | 3.46±0.10 | 2.75±0.10 | 2.60±0.10 | 0.50±0.05 | 2.05±0.05 | 0.45±0.05 | 2.97±0.05 | 1.02±0.05 | 1.78±0.05 |
| CMCW4532C | 4.75±0.10 | 3.71±0.10 | 3.33±0.10 | 1.72±0.05 | 2.85±0.05 | 0.53±0.05 | 3.00±0.05 | 1.14±0.05 | 3.00±0.05 |



Land Pattern



◆ Specifications

| Part Number | Inductance | Min. Quality Factor | L/Q Test Condition | Max. DC Resistance | Max. Rated Current | Min. Self-resonant Frequency |
|-------------------------|------------|---------------------|--------------------|--------------------|--------------------|------------------------------|
| | nH | Q | MHZ | Ω | mA | MHZ |
| CMCW1005C Series | | | | | | |
| CMCW1005C0N8JST | 0.8 | 14 | 250 | 0.035 | 1000 | >6000 |
| CMCW1005C1N8JST | 1.8 | 20 | 250 | 0.043 | 950 | >6000 |
| CMCW1005C2N0JST | 2.0 | 23 | 250 | 0.043 | 950 | >6000 |
| CMCW1005C2N2JST | 2.2 | 22 | 250 | 0.058 | 820 | >6000 |
| CMCW1005C3N0JST | 3.0 | 24 | 250 | 0.063 | 790 | >6000 |
| CMCW1005C3N3JST | 3.3 | 24 | 250 | 0.063 | 790 | >6000 |
| CMCW1005C3N6JST | 3.6 | 24 | 250 | 0.063 | 790 | >6000 |
| CMCW1005C3N9JST | 3.9 | 24 | 250 | 0.063 | 790 | >6000 |
| CMCW1005C4N3JST | 4.3 | 22 | 250 | 0.07 | 750 | >6000 |
| CMCW1005C4N7JST | 4.7 | 20 | 250 | 0.12 | 570 | >6000 |
| CMCW1005C5N1JST | 5.1 | 23 | 250 | 0.1 | 620 | >6000 |
| CMCW1005C5N6JST | 5.6 | 25 | 250 | 0.078 | 710 | >6000 |
| CMCW1005C5N8JST | 5.8 | 25 | 250 | 0.078 | 710 | >6000 |
| CMCW1005C6N2JST | 6.2 | 25 | 250 | 0.078 | 710 | >6000 |
| CMCW1005C6N8JST | 6.8 | 24 | 250 | 0.105 | 610 | 6000 |
| CMCW1005C7N5JST | 7.5 | 25 | 250 | 0.12 | 570 | 6000 |
| CMCW1005C8N2JST | 8.2 | 25 | 250 | 0.11 | 590 | 5500 |
| CMCW1005C9N1JST | 9.1 | 25 | 250 | 0.11 | 590 | 5500 |
| CMCW1005C10NJST | 10 | 24 | 250 | 0.15 | 510 | 5500 |
| CMCW1005C11NJST | 11 | 26 | 250 | 0.12 | 570 | 5500 |
| CMCW1005C12NJST | 12 | 26 | 250 | 0.12 | 570 | 5500 |
| CMCW1005C13NJST | 13 | 24 | 250 | 0.18 | 460 | 5000 |
| CMCW1005C14NJST | 14 | 26 | 250 | 0.21 | 430 | 5000 |
| CMCW1005C15NJST | 15 | 26 | 250 | 0.21 | 430 | 5000 |
| CMCW1005C16NJST | 16 | 25 | 250 | 0.28 | 370 | 4500 |
| CMCW1005C18NJST | 18 | 25 | 250 | 0.28 | 370 | 4500 |
| CMCW1005C19NJST | 19 | 26 | 250 | 0.24 | 400 | 4000 |
| CMCW1005C20NJST | 20 | 26 | 250 | 0.24 | 400 | 4000 |
| CMCW1005C22NJST | 22 | 25 | 250 | 0.36 | 330 | 4000 |
| CMCW1005C23NJST | 23 | 25 | 250 | 0.36 | 330 | 3800 |
| CMCW1005C24NJST | 24 | 25 | 250 | 0.36 | 330 | 3500 |
| CMCW1005C27NJST | 27 | 25 | 250 | 0.38 | 320 | 3500 |
| CMCW1005C30NJST | 30 | 25 | 250 | 0.38 | 320 | 3300 |

◆ Specifications

| Part Number | Inductance | Min. Quality Factor | L/Q Test Condition | Max. DC Resistance | Max. Rated Current | Min. Self-resonant Frequency |
|-------------------------|------------|---------------------|--------------------|--------------------|--------------------|------------------------------|
| | nH | Q | MHZ | Ω | mA | MHZ |
| CMCW1608C Series | | | | | | |
| CMCW1608C1N6JST | 1.6 | 18 | 250 | 0.035 | 1150 | >6000 |
| CMCW1608C1N7JST | 1.7 | 16 | 250 | 0.043 | 1000 | >6000 |
| CMCW1608C1N8JST | 1.8 | 18 | 250 | 0.043 | 1000 | >6000 |
| CMCW1608C2N2JST | 2.2 | 13 | 250 | 0.15 | 700 | >6000 |
| CMCW1608C2N7JST | 2.7 | 25 | 250 | 0.043 | 1000 | >6000 |
| CMCW1608C3N3JST | 3.3 | 25 | 250 | 0.059 | 850 | >6000 |
| CMCW1608C3N6JST | 3.6 | 25 | 250 | 0.059 | 850 | >6000 |
| CMCW1608C3N9JST | 3.9 | 25 | 250 | 0.059 | 850 | >6000 |
| CMCW1608C4N3JST | 4.3 | 25 | 250 | 0.059 | 850 | >6000 |
| CMCW1608C4N7JST | 4.7 | 25 | 250 | 0.065 | 800 | >6000 |
| CMCW1608C5N1JST | 5.1 | 21 | 250 | 0.13 | 600 | >6000 |
| CMCW1608C6N2JST | 6.2 | 29 | 250 | 0.095 | 700 | >6000 |
| CMCW1608C6N8JST | 6.8 | 29 | 250 | 0.095 | 700 | >6000 |
| CMCW1608C7N5JST | 7.5 | 33 | 250 | 0.095 | 700 | >6000 |
| CMCW1608C8N2JST | 8.2 | 31 | 250 | 0.095 | 700 | >6000 |
| CMCW1608C8N7JST | 8.7 | 31 | 250 | 0.095 | 700 | >6000 |
| CMCW1608C9N1JST | 9.1 | 30 | 250 | 0.12 | 620 | 6000 |
| CMCW1608C9N5JST | 9.5 | 26 | 250 | 0.16 | 540 | 6000 |
| CMCW1608C10NJST | 10 | 30 | 250 | 0.13 | 600 | 6000 |
| CMCW1608C11NJST | 11 | 35 | 250 | 0.13 | 600 | 6000 |
| CMCW1608C12NJST | 12 | 35 | 250 | 0.13 | 600 | 6000 |
| CMCW1608C13NJST | 13 | 35 | 250 | 0.13 | 600 | 6000 |
| CMCW1608C15NJST | 15 | 37 | 250 | 0.15 | 550 | 6000 |
| CMCW1608C16NJST | 16 | 37 | 250 | 0.15 | 550 | 5500 |
| CMCW1608C18NJST | 18 | 37 | 250 | 0.15 | 550 | 5500 |
| CMCW1608C20NJST | 20 | 37 | 250 | 0.15 | 550 | 4900 |
| CMCW1608C22NJST | 22 | 38 | 250 | 0.19 | 490 | 4600 |
| CMCW1608C23NJST | 23 | 40 | 250 | 0.19 | 490 | 3800 |
| CMCW1608C24NJST | 24 | 40 | 250 | 0.19 | 490 | 3800 |
| CMCW1608C25NJST | 25 | 40 | 250 | 0.19 | 490 | 3700 |
| CMCW1608C27NJST | 27 | 38 | 250 | 0.19 | 490 | 3700 |
| CMCW1608C30NJST | 30 | 38 | 250 | 0.21 | 470 | 3300 |
| CMCW1608C33NJST | 33 | 40 | 250 | 0.21 | 470 | 3200 |

◆ Specifications

| Part Number | Inductance | Min. Quality Factor | L/Q Test Condition | Max. DC Resistance | Max. Rated Current | Min. Self-resonant Frequency |
|-------------------------|------------|---------------------|--------------------|--------------------|--------------------|------------------------------|
| | nH | Q | MHZ | Ω | mA | MHZ |
| CMCW1608C Series | | | | | | |
| CMCW1608C36NJST | 36 | 40 | 250 | 0.22 | 460 | 2900 |
| CMCW1608C39NJST | 39 | 40 | 250 | 0.22 | 460 | 2800 |
| CMCW1608C43NJST | 43 | 40 | 250 | 0.27 | 400 | 2700 |
| CMCW1608C47NJST | 47 | 36 | 200 | 0.27 | 400 | 2600 |
| CMCW1608C51NJST | 51 | 35 | 200 | 0.3 | 390 | 2400 |
| CMCW1608C56NJST | 56 | 38 | 200 | 0.35 | 360 | 2400 |
| CMCW1608C62NJST | 62 | 36 | 200 | 0.38 | 350 | 2300 |
| CMCW1608C68NJST | 68 | 36 | 200 | 0.38 | 350 | 2200 |
| CMCW1608C72NJST | 72 | 34 | 150 | 0.43 | 320 | 2100 |
| CMCW1608C82NJST | 82 | 34 | 150 | 0.5 | 300 | 2000 |
| CMCW1608C91NJST | 91 | 34 | 150 | 0.52 | 300 | 1900 |
| CMCW1608CR10JST | 100 | 31 | 150 | 0.66 | 260 | 1800 |
| CMCW1608CR11JST | 110 | 32 | 150 | 0.73 | 250 | 1700 |
| CMCW1608CR12JST | 120 | 32 | 150 | 0.75 | 240 | 1600 |
| CMCW1608CR15JST | 150 | 32 | 150 | 1.12 | 200 | 1400 |
| CMCW1608CR16JST | 160 | 32 | 150 | 1.12 | 200 | 1400 |
| CMCW1608CR18JST | 180 | 25 | 100 | 1.38 | 180 | 1300 |
| CMCW1608CR20JST | 200 | 25 | 100 | 1.9 | 150 | 1250 |
| CMCW1608CR22JST | 220 | 25 | 100 | 2.1 | 140 | 1200 |
| CMCW1608CR24JST | 240 | 25 | 100 | 2.75 | 120 | 1100 |
| CMCW1608CR25JST | 250 | 25 | 100 | 2.8 | 120 | 1100 |
| CMCW1608CR27JST | 270 | 26 | 100 | 3 | 120 | 960 |
| CMCW1608CR33JST | 330 | 26 | 100 | 4.2 | 100 | 800 |
| CMCW1608CR39JST | 390 | 27 | 100 | 4.5 | 100 | 800 |
| CMCW1608CR42JST | 420 | 27 | 100 | 5.4 | 90 | 800 |
| CMCW1608CR47JST | 470 | 27 | 100 | 5.7 | 90 | 700 |
| CMCW1608CR56JST | 560 | 27 | 100 | 8.1 | 70 | 650 |
| | | | | | | |
| | | | | | | |
| | | | | | | |
| | | | | | | |
| | | | | | | |
| | | | | | | |

◆ Specifications

| Part Number | Inductance | Min. Quality Factor | L/Q Test Condition | Max. DC Resistance | Max. Rated Current | Min. Self-resonant Frequency |
|-------------------------|------------|---------------------|--------------------|--------------------|--------------------|------------------------------|
| | nH | Q | MHZ | Ω | mA | MHZ |
| CMCW2012C Series | | | | | | |
| CMCW2012C2N2JST | 2.2 | 40 | 250/1500 | 0.1 | 600 | >6000 |
| CMCW2012C3N3JST | 3.3 | 25 | 250/1500 | 0.2 | 600 | >6000 |
| CMCW2012C6N8JST | 6.8 | 40 | 250/1000 | 0.11 | 600 | 5000 |
| CMCW2012C8N2JST | 8.2 | 40 | 250/1000 | 0.19 | 600 | 4600 |
| CMCW2012C12NJST | 12 | 40 | 250/500 | 0.15 | 600 | 4000 |
| CMCW2012C15NJST | 15 | 40 | 250/500 | 0.17 | 600 | 2900 |
| CMCW2012C18NJST | 18 | 50 | 250/500 | 0.2 | 600 | 3300 |
| CMCW2012C22NJST | 22 | 55 | 250/500 | 0.22 | 500 | 2000 |
| CMCW2012C27NJST | 27 | 55 | 250/500 | 0.25 | 500 | 2500 |
| CMCW2012C33NJST | 33 | 60 | 250/500 | 0.27 | 500 | 2000 |
| CMCW2012C39NJST | 39 | 60 | 250/500 | 0.29 | 500 | 2000 |
| CMCW2012C47NJST | 47 | 50 | 200/500 | 0.31 | 500 | 1600 |
| CMCW2012C56NJST | 56 | 55 | 200/500 | 0.32 | 500 | 1550 |
| CMCW2012C68NJST | 68 | 55 | 200/500 | 0.38 | 500 | 1450 |
| CMCW2012C82NJST | 82 | 50 | 150/500 | 0.42 | 400 | 1300 |
| CMCW2012CR10JST | 100 | 50 | 150/500 | 0.46 | 400 | 1200 |
| CMCW2012CR12JST | 120 | 50 | 150/250 | 0.51 | 400 | 1100 |
| CMCW2012CR15JST | 150 | 50 | 100/250 | 0.56 | 400 | 920 |
| CMCW2012CR18JST | 180 | 50 | 100/250 | 0.64 | 400 | 870 |
| CMCW2012CR22JST | 220 | 45 | 100/250 | 1.1 | 400 | 850 |
| CMCW2012CR27JST | 270 | 38 | 100/250 | 1 | 350 | 650 |
| CMCW2012CR33JST | 330 | 40 | 100/250 | 1.4 | 310 | 600 |
| CMCW2012CR39JST | 390 | 35 | 100/250 | 1.5 | 290 | 560 |
| CMCW2012CR47JST | 470 | 33 | 50/100 | 1.72 | 250 | 375 |
| CMCW2012CR56JST | 560 | 23 | 25/50 | 1.9 | 230 | 320 |
| CMCW2012CR62JST | 620 | 23 | 25/50 | 1.95 | 200 | 280 |
| CMCW2012CR68JST | 680 | 23 | 25/50 | 2.05 | 190 | 270 |
| CMCW2012CR75JST | 750 | 23 | 25/50 | 2.1 | 180 | 240 |
| CMCW2012CR82JST | 820 | 23 | 25/50 | 2.3 | 180 | 250 |
| CMCW2012CR91JST | 910 | 23 | 25/50 | 2.4 | 180 | 230 |
| CMCW2012C1R0JST | 1000 | 22 | 25/50 | 2.5 | 170 | 200 |
| CMCW2012C1R2JST | 1200 | 22 | 25/50 | 2.55 | 170 | 180 |
| CMCW2012C1R5JST | 1500 | 21 | 25/50 | 2.8 | 160 | 170 |
| CMCW2012C1R8JST | 1800 | 21 | 25/50 | 3.2 | 150 | 160 |
| CMCW2012C2R2JST | 2200 | 21 | 25/50 | 3.8 | 150 | 150 |

◆ Specifications

| Part Number | Inductance | Min. Quality Factor | L/Q Test Condition | Max. DC Resistance | Max. Rated Current | Min. Self-resonant Frequency |
|-------------------------|------------|---------------------|--------------------|--------------------|--------------------|------------------------------|
| | nH | Q | MHZ | Ω | mA | MHZ |
| CMCW2520C Series | | | | | | |
| CMCW2520C4N7JST | 4.7 | 50 | 50/1500 | 0.11 | 1000 | >6000 |
| CMCW2520C10NJST | 10 | 50 | 50/500 | 0.08 | 1000 | 4100 |
| CMCW2520C12NJST | 12 | 50 | 50/500 | 0.09 | 1000 | 3300 |
| CMCW2520C15NJST | 15 | 50 | 50/500 | 0.13 | 1000 | 2500 |
| CMCW2520C18NJST | 18 | 50 | 50/350 | 0.11 | 1000 | 2500 |
| CMCW2520C22NJST | 22 | 55 | 50/350 | 0.12 | 1000 | 2400 |
| CMCW2520C27NJST | 27 | 55 | 50/350 | 0.13 | 1000 | 1600 |
| CMCW2520C33NJST | 33 | 60 | 50/350 | 0.14 | 1000 | 1600 |
| CMCW2520C39NJST | 39 | 50 | 50/350 | 0.15 | 1000 | 1500 |
| CMCW2520C47NJST | 47 | 65 | 50/350 | 0.16 | 1000 | 1500 |
| CMCW2520C56NJST | 56 | 50 | 50/350 | 0.18 | 1000 | 1300 |
| CMCW2520C68NJST | 68 | 65 | 50/350 | 0.21 | 1000 | 1200 |
| CMCW2520C82NJST | 82 | 60 | 50/350 | 0.22 | 1000 | 800 |
| CMCW2520CR10JST | 100 | 60 | 25/350 | 0.56 | 650 | 1000 |
| CMCW2520CR12JST | 120 | 60 | 25/350 | 0.63 | 650 | 950 |
| CMCW2520CR15JST | 150 | 50 | 25/100 | 0.62 | 580 | 800 |
| CMCW2520CR18JST | 180 | 50 | 25/100 | 0.7 | 620 | 750 |
| CMCW2520CR22JST | 220 | 50 | 25/100 | 0.8 | 500 | 630 |
| CMCW2520CR27JST | 270 | 50 | 25/100 | 0.91 | 500 | 600 |
| CMCW2520CR33JST | 330 | 50 | 25/100 | 1.05 | 450 | 530 |
| CMCW2520CR39JST | 390 | 50 | 25/100 | 1.12 | 470 | 480 |
| CMCW2520CR47JST | 470 | 50 | 25/100 | 1.19 | 470 | 450 |
| CMCW2520CR56JST | 560 | 50 | 25/100 | 1.33 | 400 | 390 |
| CMCW2520CR62JST | 620 | 45 | 25/100 | 1.4 | 300 | 375 |
| CMCW2520CR68JST | 680 | 45 | 25/100 | 1.47 | 400 | 360 |
| CMCW2520CR75JST | 750 | 45 | 25/100 | 1.54 | 360 | 360 |
| CMCW2520CR82JST | 820 | 45 | 25/100 | 1.61 | 400 | 330 |
| CMCW2520CR91JST | 910 | 35 | 25/50 | 1.68 | 380 | 295 |
| CMCW2520C1R0JST | 1000 | 35 | 25/50 | 1.8 | 370 | 270 |
| CMCW2520C1R2JST | 1200 | 35 | 7.9/50 | 2 | 310 | 200 |
| CMCW2520C1R5JST | 1500 | 28 | 7.9/50 | 2.3 | 330 | 150 |
| CMCW2520C1R8JST | 1800 | 28 | 7.9/50 | 2.6 | 300 | 120 |
| CMCW2520C2R2JST | 2200 | 28 | 7.9/50 | 2.8 | 280 | 100 |

◆ Specifications

| Part Number | Inductance | Min. Quality Factor | L/Q Test Condition | Max. DC Resistance | Max. Rated Current | Min. Self-resonant Frequency |
|-------------------------|------------|---------------------|--------------------|--------------------|--------------------|------------------------------|
| | nH | Q | MHZ | Ω | mA | MHZ |
| CMCW3216C Series | | | | | | |
| CMCW3216C3N3JST | 3.3 | 20 | 100/300 | 0.07 | 1000 | 6200 |
| CMCW3216C6N8JST | 6.8 | 30 | 100/300 | 0.07 | 1000 | 5500 |
| CMCW3216C10NJST | 10 | 40 | 100/300 | 0.09 | 1000 | 4000 |
| CMCW3216C12NJST | 12 | 40 | 100/300 | 0.09 | 1000 | 3200 |
| CMCW3216C15NJST | 15 | 40 | 100/300 | 0.12 | 1000 | 3200 |
| CMCW3216C18NJST | 18 | 45 | 100/300 | 0.12 | 1000 | 2800 |
| CMCW3216C22NJST | 22 | 50 | 100/300 | 0.12 | 1000 | 2200 |
| CMCW3216C27NJST | 27 | 50 | 100/300 | 0.12 | 1000 | 1800 |
| CMCW3216C33NJST | 33 | 50 | 100/300 | 0.12 | 1000 | 1800 |
| CMCW3216C39NJST | 39 | 50 | 100/300 | 0.12 | 1000 | 1800 |
| CMCW3216C47NJST | 47 | 50 | 100/300 | 0.13 | 1000 | 1500 |
| CMCW3216C56NJST | 56 | 55 | 100/300 | 0.14 | 1000 | 1450 |
| CMCW3216C68NJST | 68 | 55 | 100/300 | 0.26 | 900 | 1200 |
| CMCW3216C82NJST | 82 | 55 | 100/300 | 0.21 | 900 | 1200 |
| CMCW3216CR10JST | 100 | 55 | 100/300 | 0.3 | 850 | 1100 |
| CMCW3216CR12JST | 120 | 60 | 100/300 | 0.3 | 800 | 1100 |
| CMCW3216CR15JST | 150 | 55 | 100/300 | 0.31 | 750 | 950 |
| CMCW3216CR18JST | 180 | 60 | 50/300 | 0.43 | 700 | 900 |
| CMCW3216CR22JST | 220 | 60 | 50/300 | 0.56 | 670 | 760 |
| CMCW3216CR27JST | 270 | 50 | 50/300 | 0.56 | 630 | 730 |
| CMCW3216CR33JST | 330 | 45 | 50/150 | 0.7 | 590 | 650 |
| CMCW3216CR39JST | 390 | 45 | 50/150 | 0.8 | 530 | 600 |
| CMCW3216CR47JST | 470 | 45 | 50/150 | 1.3 | 490 | 550 |
| CMCW3216CR56JST | 560 | 45 | 35/150 | 1.34 | 460 | 470 |
| CMCW3216CR68JST | 680 | 45 | 35/150 | 1.58 | 430 | 450 |
| CMCW3216CR82JST | 820 | 45 | 35/150 | 1.82 | 400 | 420 |
| CMCW3216C1R0JST | 1000 | 45 | 35/150 | 2.8 | 320 | 400 |
| CMCW3216C1R2JST | 1200 | 45 | 35/150 | 3.2 | 300 | 380 |
| | | | | | | |
| | | | | | | |
| | | | | | | |
| | | | | | | |
| | | | | | | |
| | | | | | | |
| | | | | | | |

◆ Specifications

| Part Number | Inductance | Min. Quality Factor | L/Q Test Condition | Max. DC Resistance | Max. Rated Current | Min. Self-resonant Frequency |
|-------------------------|------------|---------------------|--------------------|--------------------|--------------------|------------------------------|
| | nH | Q | MHZ | Ω | mA | MHZ |
| CMCW3225C Series | | | | | | |
| CMCW3225C3N9JST | 3.9 | 30 | 100/300 | 0.05 | 1000 | 6000 |
| CMCW3225C4N7JST | 4.7 | 30 | 100/300 | 0.065 | 1000 | 5800 |
| CMCW3225C8N2JST | 8.2 | 30 | 100/300 | 0.07 | 1000 | 5500 |
| CMCW3225C10NJST | 10 | 40 | 100/300 | 0.08 | 1000 | 4000 |
| CMCW3225C12NJST | 12 | 40 | 100/300 | 0.08 | 1000 | 3200 |
| CMCW3225C15NJST | 15 | 40 | 100/300 | 0.1 | 1000 | 3200 |
| CMCW3225C18NJST | 18 | 50 | 100/300 | 0.1 | 1000 | 2800 |
| CMCW3225C22NJST | 22 | 50 | 100/300 | 0.1 | 1000 | 2200 |
| CMCW3225C27NJST | 27 | 50 | 100/300 | 0.11 | 1000 | 1800 |
| CMCW3225C33NJST | 33 | 55 | 100/300 | 0.11 | 1000 | 1800 |
| CMCW3225C39NJST | 39 | 55 | 100/300 | 0.12 | 1000 | 1500 |
| CMCW3225C43NJST | 43 | 55 | 100/300 | 0.12 | 1000 | 1500 |
| CMCW3225C47NJST | 47 | 55 | 100/300 | 0.13 | 1000 | 1500 |
| CMCW3225C56NJST | 56 | 55 | 100/300 | 0.14 | 1000 | 1450 |
| CMCW3225C68NJST | 68 | 55 | 100/300 | 0.15 | 900 | 1200 |
| CMCW3225C82NJST | 82 | 55 | 100/300 | 0.2 | 900 | 1000 |
| CMCW3225CR10JST | 100 | 55 | 100/300 | 0.2 | 850 | 900 |
| CMCW3225CR12JST | 120 | 60 | 100/300 | 0.25 | 800 | 800 |
| CMCW3225CR15JST | 150 | 60 | 100/300 | 0.25 | 750 | 700 |
| CMCW3225CR18JST | 180 | 60 | 50/300 | 0.3 | 700 | 650 |
| CMCW3225CR22JST | 220 | 60 | 50/300 | 0.4 | 770 | 650 |
| CMCW3225CR27JST | 270 | 40 | 50/300 | 0.4 | 630 | 580 |
| CMCW3225CR33JST | 330 | 45 | 50/150 | 0.58 | 590 | 580 |
| CMCW3225CR39JST | 390 | 45 | 50/150 | 0.58 | 530 | 510 |
| CMCW3225CR47JST | 470 | 45 | 50/150 | 0.8 | 490 | 480 |
| CMCW3225CR56JST | 560 | 45 | 35/150 | 1.1 | 460 | 420 |
| CMCW3225CR68JST | 680 | 45 | 35/150 | 1.2 | 430 | 400 |
| CMCW3225CR82JST | 820 | 45 | 35/150 | 1.82 | 400 | 370 |
| CMCW3225C1R0JST | 1000 | 45 | 35/150 | 1.85 | 320 | 340 |
| CMCW3225C1R2JST | 1200 | 35 | 35/150 | 1.87 | 300 | 220 |
| CMCW3225C1R5JST | 1500 | 20 | 7.9/50 | 1.95 | 310 | 160 |
| CMCW3225C1R8JST | 1800 | 30 | 7.9/50 | 2.25 | 310 | 160 |
| CMCW3225C2R2JST | 2200 | 25 | 7.9/50 | 2.41 | 310 | 130 |
| CMCW3225C3R0JST | 3000 | 20 | 7.9/25 | 3.12 | 300 | 110 |
| CMCW3225C3R9JST | 3900 | 20 | 7.9/25 | 3.6 | 290 | 60 |
| CMCW3225C4R7JST | 4700 | 20 | 7.9/25 | 4 | 280 | 60 |
| CMCW3225C5R6JST | 5600 | 15 | 7.9/25 | 5 | 250 | 50 |
| CMCW3225C6R8JST | 6800 | 15 | 7.9 | 8 | 230 | 40 |
| CMCW3225C8R6JST | 8600 | 15 | 7.9 | 9 | 200 | 40 |

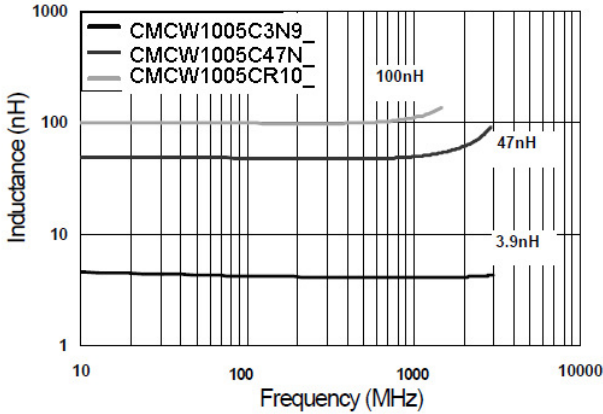
◆ Specifications

| Part Number | Inductance | Min. Quality Factor | L/Q Test Condition | Max. DC Resistance | Max. Rated Current | Min. Self-resonant Frequency |
|-------------------------|------------|---------------------|--------------------|--------------------|--------------------|------------------------------|
| | nH | Q | MHZ | Ω | mA | MHZ |
| CMCW4532C Series | | | | | | |
| CMCW4532C1R0JST | 1 | 60 | 7.9/50 | 1.2 | 480 | 250 |
| CMCW4532C1R2JST | 1.2 | 60 | 7.9/50 | 1.2 | 480 | 230 |
| CMCW4532C1R5JST | 1.5 | 60 | 7.9/50 | 1.6 | 430 | 210 |
| CMCW4532C1R8JST | 1.8 | 55 | 7.9/50 | 2 | 380 | 150 |
| CMCW4532C2R2JST | 2.2 | 55 | 7.9/50 | 2.2 | 340 | 150 |
| CMCW4532C2R7JST | 2.7 | 55 | 7.9/50 | 3.2 | 300 | 150 |
| CMCW4532C3R3JST | 3.3 | 55 | 7.9/50 | 3.8 | 270 | 130 |
| CMCW4532C3R9JST | 3.9 | 55 | 7.9/50 | 5 | 240 | 120 |
| CMCW4532C4R7JST | 4.7 | 55 | 7.9/50 | 5.4 | 230 | 90 |
| CMCW4532C5R6JST | 5.6 | 45 | 7.9/50 | 5.7 | 220 | 90 |
| CMCW4532C6R8JST | 6.8 | 30 | 7.9/50 | 6.6 | 210 | 80 |
| CMCW4532C8R2JST | 8.2 | 20 | 7.9/50 | 7 | 200 | 70 |
| CMCW4532C100JST | 10 | 15 | 7.9/50 | 7.7 | 190 | 60 |
| CMCW4532C120JST | 12 | 30 | 2.5/10 | 8.7 | 180 | 50 |
| CMCW4532C150JST | 15 | 30 | 2.5/10 | 9.6 | 170 | 30 |
| CMCW4532C180JST | 18 | 25 | 2.5/10 | 10.5 | 160 | 30 |
| CMCW4532C220JST | 22 | 25 | 2.5/10 | 11.5 | 155 | 20 |
| CMCW4532C270JST | 27 | 25 | 2.5/10 | 12.5 | 150 | 20 |
| CMCW4532C330JST | 33 | 10 | 2.5/10 | 13.5 | 145 | 10 |
| | | | | | | |

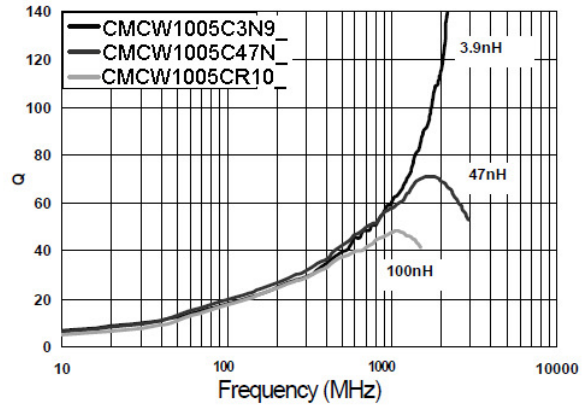
◆ Typical Electrical Characteristic

CMCW1005C Series

Inductance vs. Frequency Characteristics

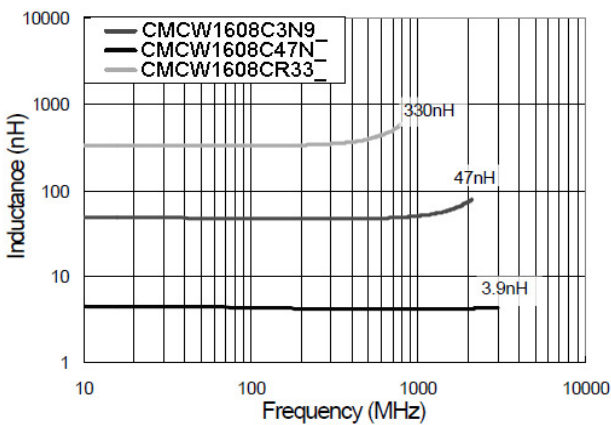


Q vs. Frequency Characteristics

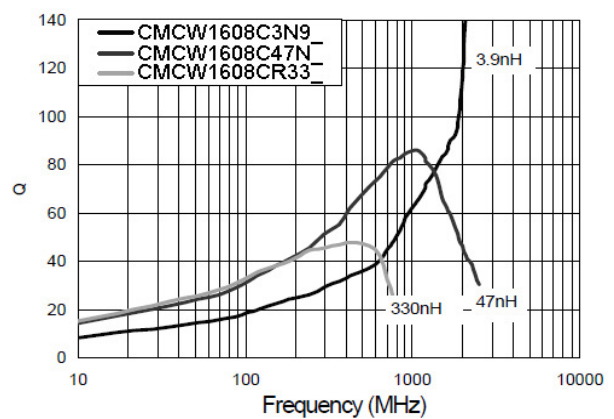


CMCW1608C Series

Inductance vs. Frequency Characteristics

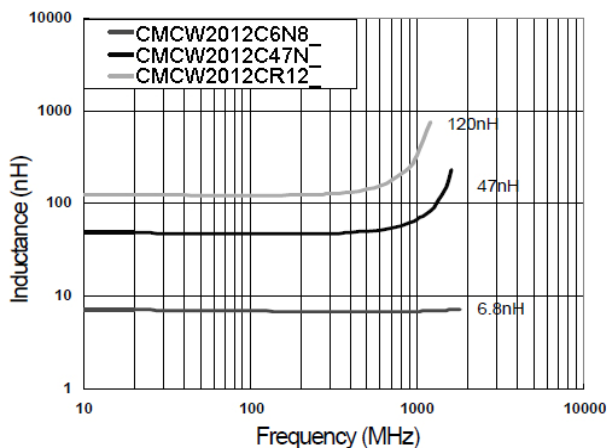


Q vs. Frequency Characteristics

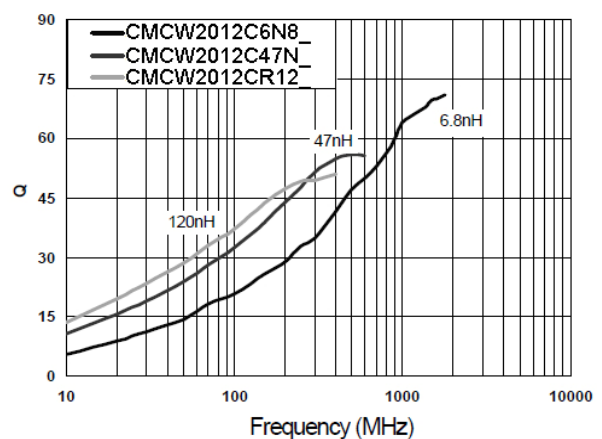


CMCW2012C Series

Inductance vs. Frequency Characteristics



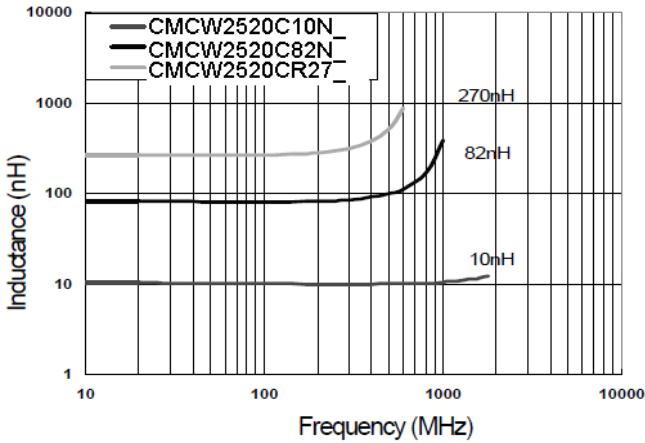
Q vs. Frequency Characteristics



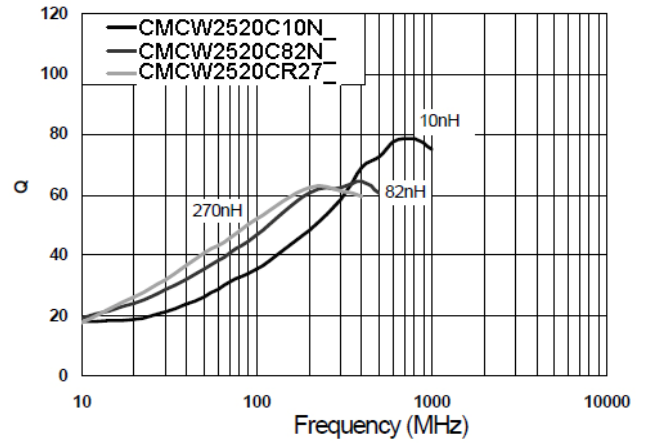
◆ Typical Electrical Characteristic

CMCW2520C Series

Inductance vs. Frequency Characteristics

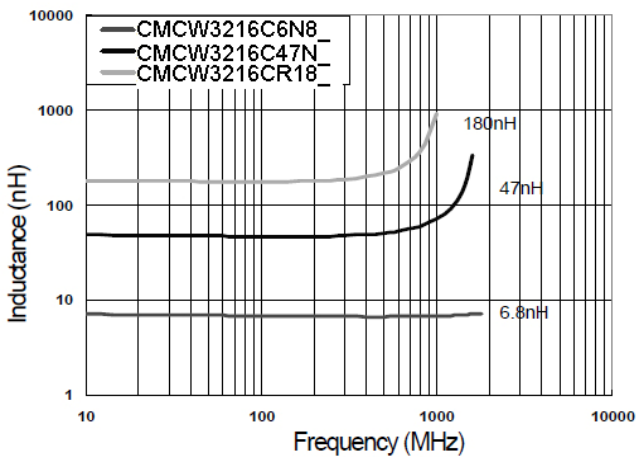


Q vs. Frequency Characteristics

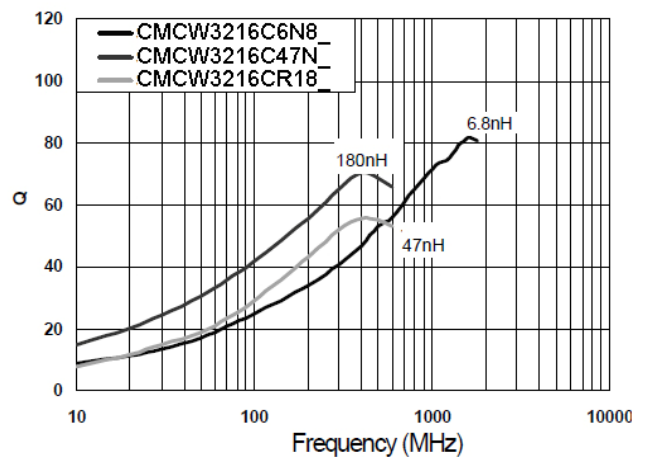


CMCW3216C Series

Inductance vs. Frequency Characteristics

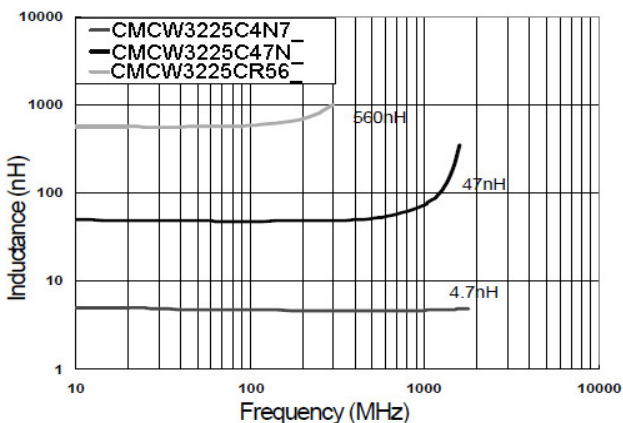


Q vs. Frequency Characteristics

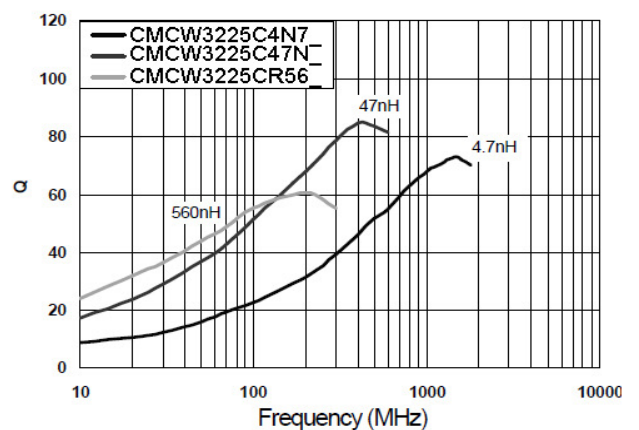


CMCW3225C Series

Inductance vs. Frequency Characteristics



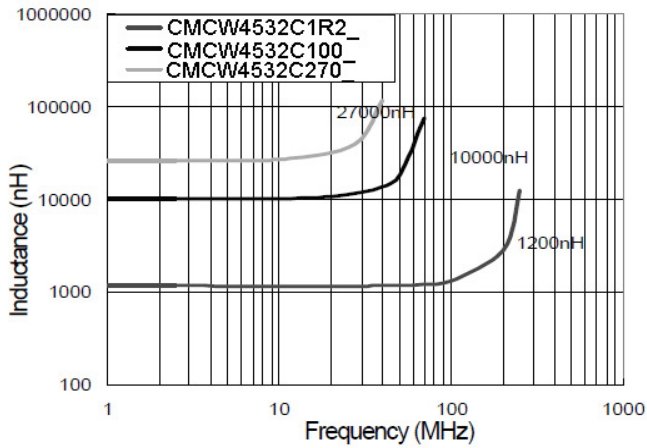
Q vs. Frequency Characteristics



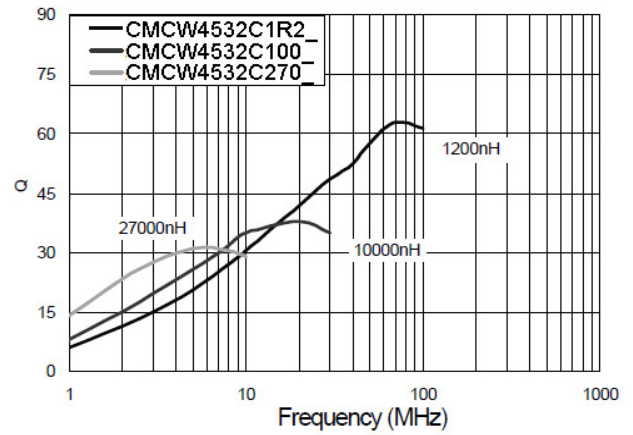
◆ Typical Electrical Characteristic

CMCW4532C Series

Inductance vs. Frequency Characteristics



Q vs. Frequency Characteristics



X-ON Electronics

Largest Supplier of Electrical and Electronic Components

Click to view similar products for [Fixed Inductors](#) category:

Click to view products by [Cybermax](#) manufacturer:

Other Similar products are found below :

[CR32NP-151KC](#) [CR32NP-180KC](#) [CR32NP-181KC](#) [CR32NP-1R5MC](#) [CR32NP-390KC](#) [CR32NP-3R9MC](#) [CR32NP-680KC](#) [CR32NP-820KC](#) [CR32NP-8R2MC](#) [CR43NP-390KC](#) [CR43NP-560KC](#) [CR43NP-680KC](#) [CR54NP-181KC](#) [CR54NP-470LC](#) [CR54NP-820KC](#) [CR54NP-8R5MC](#) [70F224AI](#) [MGDQ4-00004-P](#) [MHL1ECTTP18NJ](#) [MHQ1005P10NJ](#) [MHQ1005P1N0S](#) [MHQ1005P2N4S](#) [MHQ1005P3N6S](#) [MHQ1005P5N1S](#) [MHQ1005P8N2J](#) [PE-51506NL](#) [PE-53601NL](#) [PE-53602NL](#) [PE-53630NL](#) [PE-53824SNLT](#) [PE-92100NL](#) [PG0434.801NLT](#) [PG0936.113NLT](#) [9220-20](#) [9310-16](#) [PM06-2N7](#) [PM06-39NJ](#) [A01TK](#) [1206CS-471XJ](#) [HC2LP-R47-R](#) [HC2-R47-R](#) [HC3-2R2-R](#) [HCF1305-3R3-R](#) [1206CS-151XG](#) [RCH664NP-140L](#) [RCH664NP-4R7M](#) [RCH8011NP-221L](#) [RCP1317NP-332L](#) [RCP1317NP-391L](#) [RCR1010NP-470M](#)