




承认书

SPECIFICATION FOR APPROVAL

CUSTOMER:			
CUSTOMER P/N:			
Cybermax P/N:	CMCW2012F100KTT		
DRAWN NO. :	CM18102701		
DATE:	18.10.27	REVISION NO.	A

Signature:

APPROVED BY	CHECKED BY	DRAWN BY
		

cybermax
cybermaxtech.com



DATE	Chang Item

CUSTOMER:		PAGE:	1/10
CUSTOMER P/N:		REVISION:	
Cybermax P/N:	CMCW2012F100KTT	DATE:	18.10.27
DRAWN NO.:	CM18102701		

SHAPE & DIMENSION (UNIT:mm)	
Marking Code:	Size: Color: typeface:
PAD LAYOUT(MM):	ELECREICAL SCHEMATIC:

ELECREICAL SPECIFICATION						
MEAS. ITEM	SPEC.				TEST FREQ.	CONDITIONS
L	10	μH	±	10%	2.5MHz/0.1V	Ta=25°C, Idc=0A
DCR	850	mΩ	30%.			Ta=25°C
Isat	0.36A MAX (0.43A TYP)				2.5MHz/0.1V	ΔL/L ≤ 30%
Irms	0.60A MAX (0.68A TYP)				2.5MHz/0.1V	Δ ≤ 40°C
GENERAL SPECIFICATION						
Electrical specifications :			at 25°C			
Operation Temperature:			-40~+125°C			
Storage Temperature:			-40~+125°C			
(1)WIRE TYPE: ϕ 0.06mm						
(2)WINDING:41.5Ts(Ref.)						

CUSTOMER:		PAGE:	2/10
CUSTOMER P/N:		REVISION:	
Cybermax P/N:	CMCW2012F100KTT	DATE:	18.10.27
DRAWN NO.:	CM18102701		

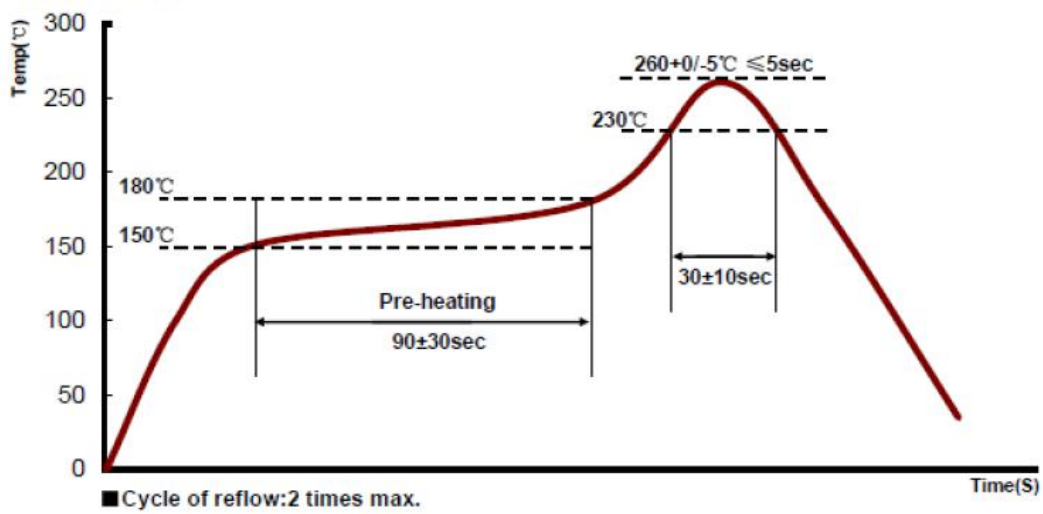
Reliability Test

No.	Item	Specification	Test Method
1	Temperature Shock.	Appearance: No damage. Inductance: within $\pm 10\%$ of initial.	Temperature: $-25\pm 2^{\circ}\text{C} \sim +105\pm 2^{\circ}\text{C}$ Kept for 30 minutes. Transition time : 5 minutes. 100 Cycles.
2	Humidity Resistance.	Appearance: No damage. Inductance: within $\pm 10\%$ of initial.	Temperature: $40\pm 2^{\circ}\text{C}$. Relative Humidity: 90%. Duration: 500 +4/-0 hours.
3	High Temperature Resistance.	Appearance: No damage. Inductance: within $\pm 10\%$ of initial.	Temperature: $105\pm 2^{\circ}\text{C}$. Duration: 1000 +4/-0 hours.
4	Low Temperature Resistance.	Appearance: No damage. Inductance: within $\pm 10\%$ of initial.	Temperature: $-25\pm 2^{\circ}\text{C}$. Duration: 1000 +4/-0 hours.
5	Vibration test.	Appearance: No damage. Inductance: within $\pm 10\%$ of initial.	Oscillation Frequency: 10Hz to 55Hz to 10Hz in 60 seconds as a period. Total amplitude: 1.5mm. Testing Time: a period of 2 hours in each 3 mutually perpendicular directions (total of 6 hours).
6	Solderability Heat test.	Appearance: No damage. Inductance: within $\pm 10\%$ of initial.	Solder temperature: $260 +0/-5^{\circ}\text{C}$. Duration: 5 sec. Allowed reflow time: 2 times.
7	Solderability test.	90% or more of electrode area shall be coated by new solder.	Preheating: 160°C , 60sec. Solder temperature: $245\pm 5^{\circ}\text{C}$. Duration : 5 sec.
8	Flexure Strength.	No visible mechanical damage.	Flexure: 2mm. Pressurizing Speed: 0.5mm/sec. Keep time: 30 ± 1 sec.
9	Terminal Strength.	No visible mechanical damage.	Force: 0.45Kg for 0603 series. Force: 0.9Kg for 0805 series. Force: 1.8Kg for 1008 series above. Keep time: 5 sec, X,Y directs.

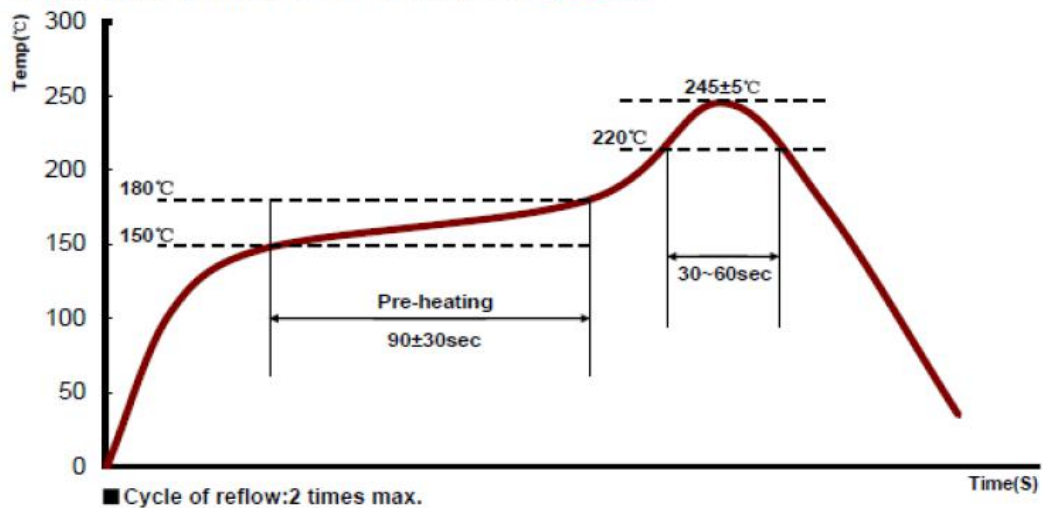
CUSTOMER:		PAGE:	4/10
CUSTOMER P/N:		REVISION:	
Cybermax P/N:	CMCW2012F100KTT	DATE:	18.10.27
DRAWN NO.:	CM18102701		

REFLOW-PROFILE

Limit Profile



Standard Profile (for EOC Solder paste S70G-HF)



CUSTOMER:		PAGE:	5/10
CUSTOMER P/N:		REVISION:	
Cybermax P/N:	CMCW2012F100KTT	DATE:	18.10.27
DRAWN NO.:	CM18102701		

B.O.M

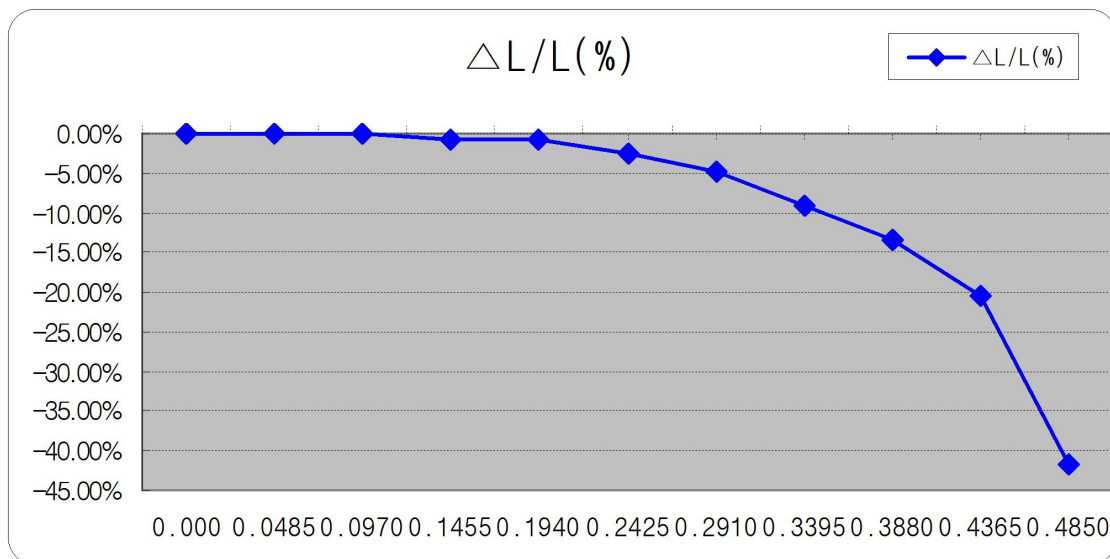
项目名称	型号及规格	制造商	环保要求	备注
磁芯 (DRUM CORE)	MF401 SWI2012C075-LS	台湾佳叶/台湾光绅	RoHS	主选
线材 (WIRE)	P180G1-0.06mm	益利素勒	RoHS	主选
胶水 (GLUE)	UW-523	贺盛	RoHS	灌封

CUSTOMER:		PAGE:	6/10
CUSTOMER P/N:		REVISION:	
Cybermax P/N:	CMCW2012F100KTT	DATE:	18.10.27
DRAWN NO.:	CM18102701		

Isat(飽和電流):電感瞬間的突波電流

CMCW2012F100KTT

TME(秒)	Lsat(A)	L(UH)	$\Delta L/L(\%)$
1	0.000	10.00	0.00%
1	0.0485	10.00	0.00%
1	0.0970	10.00	0.00%
1	0.1455	9.93	-0.70%
1	0.1940	9.93	-0.70%
1	0.2425	9.75	-2.50%
1	0.2910	9.53	-4.70%
1	0.3395	9.10	-9.00%
1	0.3880	8.65	-13.50%
1	0.4365	7.95	-20.50%
1	0.4850	5.84	-41.60%



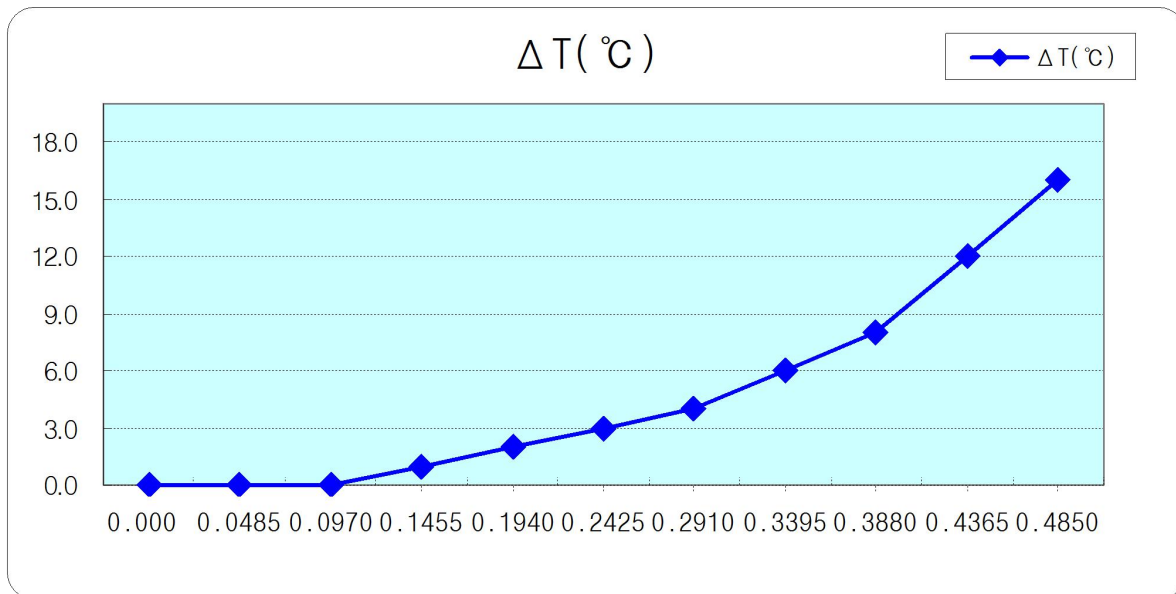
CUSTOMER:		PAGE:	7/10
CUSTOMER P/N:		REVISION:	
Cybermax P/N:	CMCW2012F100KTT	DATE:	18.10.27
DRAWN NO.:	CM18102701		

單點溫昇

CMCW2012F100KTT




TIME(S)	Irms(A)	L(uH)	$\Delta L/L(\%)$	Temp($^{\circ}C$)	$\Delta T(^{\circ}C)$
30	0.000	9.99	0.00%	30.0	0.0
30	0.0485	9.98	-0.10%	30.0	0.0
30	0.0970	9.98	-0.10%	30.0	0.0
30	0.1455	9.97	-0.20%	31.0	1.0
30	0.1940	9.96	-0.30%	32.0	2.0
30	0.2425	9.96	-0.30%	33.0	3.0
30	0.2910	9.93	-0.60%	34.0	4.0
30	0.3395	9.86	-1.30%	36.0	6.0
30	0.3880	8.96	-10.31%	38.0	8.0
30	0.4365	8.03	-19.62%	42.0	12.0
30	0.4850	5.68	-43.14%	46.0	16.0

※DC bias current characteristics in the ambient temperature 25 $^{\circ}C$ Frequency 2.5MHz/0.1V



CUSTOMER:		PAGE:	8/10
CUSTOMER P/N:		REVISION:	
Cybermax P/N:	CMCW2012F100KTT	DATE:	18.10.27
DRAWN NO.:	CM18102701		

TEST DATA FOR PREPRODUCTION SAMPLE					DIMENSION (Unit: mm)		
TEST RESOLUTION							
MEAS.	L	D.C.R			长	宽	高
ITEM	μH	mΩ					
SPEC.	10	850			Max.2.4	Max.1.73	1.3±0.1
	±	±					
	10%	30%					
TEST FREQ.	2.5MHz/0.1V		Isat 0.36A	ΔL/L ≤ 30%			
1	10.0	966	9.23	-7.7%	2.25	1.63	1.27
2	9.94	962	9.25	-6.9%	2.26	1.64	1.27
3	10.2	954	9.45	-7.4%	2.22	1.65	1.26
4	10.1	962	9.40	-6.9%	2.26	1.64	1.29
5	9.96	958	9.30	-6.6%	2.24	1.62	1.24
6	10.1	961	9.48	-6.1%			
7	10.0	958	9.35	-6.5%			
8	10.1	962	9.42	-6.7%			
9	10.1	965	9.46	-6.3%			
10	10.3	963	9.38	-8.9%			
AVG.	10.080	961.1	9.372	-7.02%			
R	0.36	12	1.60	-4.20%			

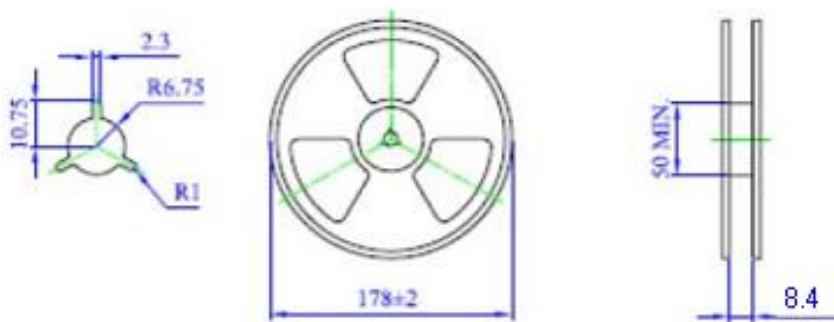
APPROVED BY	CHECKED BY	DRAWN BY
		

CUSTOMER:		PAGE:	9/10
CUSTOMER P/N:		REVISION:	
Cybermax P/N:	CMCW2012F100KTT	DATE:	18.10.27
DRAWN NO.:	CM18102701		

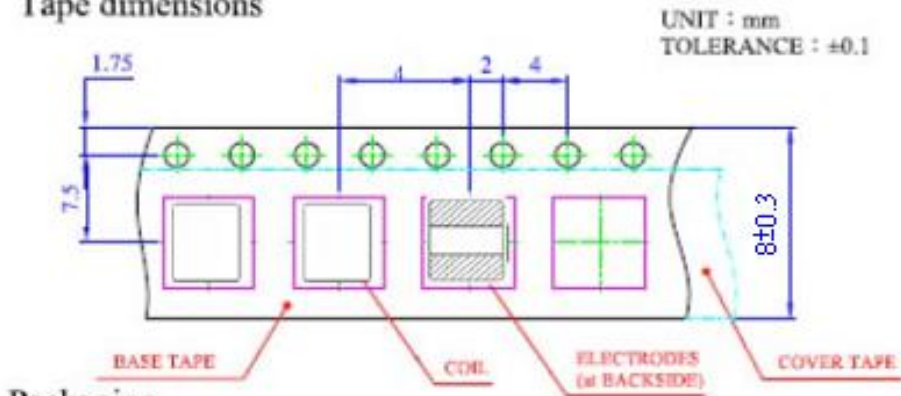
PACKAGING

热封包装

Reel dimensions



Tape dimensions

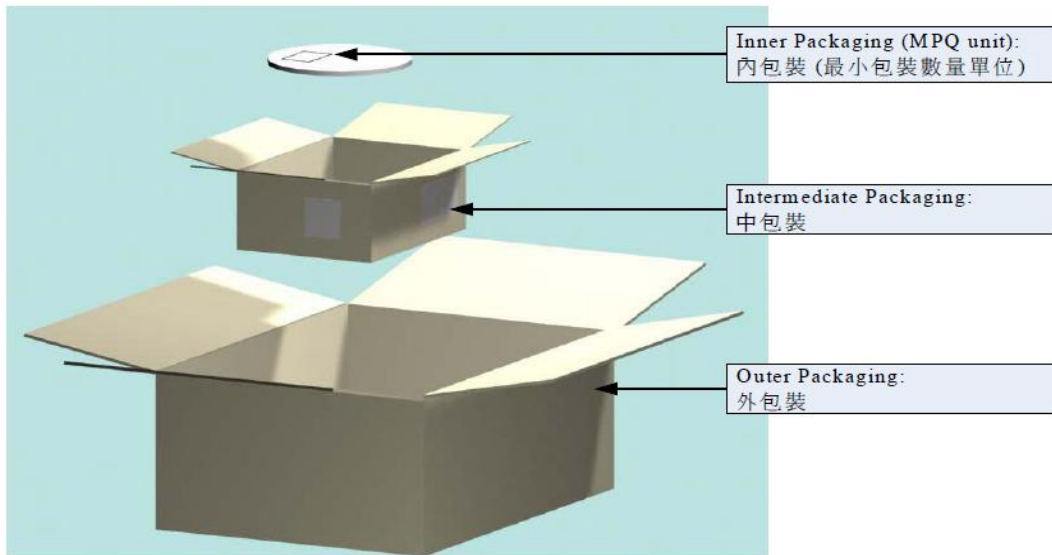


Packaging


Quantity : **2000** pcs/reel

CUSTOMER:		PAGE:	10/10
CUSTOMER P/N:		REVISION:	
Cybermax P/N:	CMCW2012F100KTT	DATE:	18.10.27
DRAWN NO.:	CM18102701		

PACKAGING



- 1.1 外箱: 36*36*23 cm 一箱裝 2 內箱
 - 1.2 內箱: 33.5*33.5*9 cm 一箱裝 4 卷制品
 - 1.3 外箱材質: A 三 A
 - 1.4 內箱材質: A=A
 - 1.5 每一卷制品用一只静电袋包裝
 - 1.6 每一静电袋內放一只袋干燥剂
 - 1.7 每一卷上面依标签样式的要求贴上标签明细
 - 1.8 出货內外箱贴上該箱內实际內容明细
 - 1.9 出货标签规格如下: 尺寸=长度:39mm 宽度:29mm
- (如: 客戶有特殊要求時, 則依客戶要求實施.)



备注: 如果捆包数量小于內箱捆包数量时就用內箱包裝

X-ON Electronics

Largest Supplier of Electrical and Electronic Components

Click to view similar products for [cybermax](#) manufacturer:

Other Similar products are found below :

[CMLH0704S100MTT](#) [CMLW252012SR47MST](#) [CMLF0504-1R0MTT](#) [CMLF0705-8R2MTT](#) [CMLO0630H1R5MTT](#) [CMLH1207S470MTT](#)
[CMLW4010S100MST](#) [CMLW5012S100MST](#) [CMLH0704S6R8MTT](#) [CMLH1207S100MTT](#) [CMLW4030S2R2MST](#) [CMLO0630H4R7MTT](#)
[CMLW252012S2R2MST](#) [CMLW252012S6R8MST](#) [CMBH3216S102LSP](#) [CMCW2012F2R2KTT](#) [CMCC1608C6N2SSP](#)
[CMLW6045S220MST](#) [CMLH1207S471MTT](#) [CMLH0704S150MTT](#) [CMLH1207S330MTT](#) [CMLF0705-470KTT](#) [CMLW6028S2R2NST](#)
[CMLH0704S471MTT](#) [CMLW252010S1R0MST](#) [CMLO0650H1R5MTT](#) [CMLW5020S100MST](#) [CMLH1207S151MTT](#) [CMLH1207S221MTT](#)
[CMLH1207S150MTT](#) [CMLF0403-221KTT](#) [CMLO1040H2R2MTT](#) [CMLO1040H220MTT](#) [CMLW4010S6R8MST](#) [CMLF0504-471KTT](#)
[CMLO0650H2R2MTT](#) [CMCW2012F220KTT](#) [CMLO0650H470MTT](#) [CMLF0705-220KTT](#) [CMLW6028S330MST](#) [CMLF0705-680KTT](#)
[CMLW3012S4R7MST](#) [CMLW8040S100MST](#) [CMLO0650H4R7MTT](#) [CMLO0630H150MTT](#) [CMLF0504-101KTT](#) [CMLW4030S4R7MST](#)
[CMLW4012P4R7MST](#) [CMLW8040S2R2NST](#) [CMLF0705-3R3MTT](#)