




承认书

SPECIFICATION FOR APPROVAL

CUSTOMER:			
CUSTOMER P/N:			
Cybermax P/N:	CMCW2012F1R0KTT		
DRAWN NO. :	CM19052401		
DATE:	19.05.24	REVISION NO.	A

Signature:

APPROVED BY	CHECKED BY	DRAWN BY
		

cybermax
cybermaxtech.com



CUSTOMER:		PAGE:	1/10
CUSTOMER P/N:		REVISION:	
Cybermax P/N:	CMCW2012F1R0KTT	DATE:	19.05.24
DRAWN NO.:	CM19052401		

SHAPE & DIMENSION (UNIT:mm)	
Marking Code:	Size: Color: typeface:
PAD LAYOUT(MM):	ELECREICAL SCHEMATIC:

ELECREICAL SPECIFICATION						
MEAS. ITEM	SPEC.				TEST FREQ.	CONDITIONS
L	1.0	μH	±	10%	2.5MHz/0.1V	Ta=25°C, Idc=0A
DCR	130	mΩ	±	30%		Ta=25°C
Isat	1.1A MAX (1.2A TYP)				2.5MHz/0.1V	ΔL/L ≤ 30%
Irms	1.3AMAX (1.8A TYP)				2.5MHz/0.1V	Δ ≤ 40°C
GENERAL SPECIFICATION						
Electrical specifications :			at 25°C			
Operation Temperature:			-40~+125°C			
Storage Temperature:			-40~+125°C			
(1)WIRE TYPE: \varnothing 0.09mm						
(2)WINDING:9.5Ts(Ref.)						

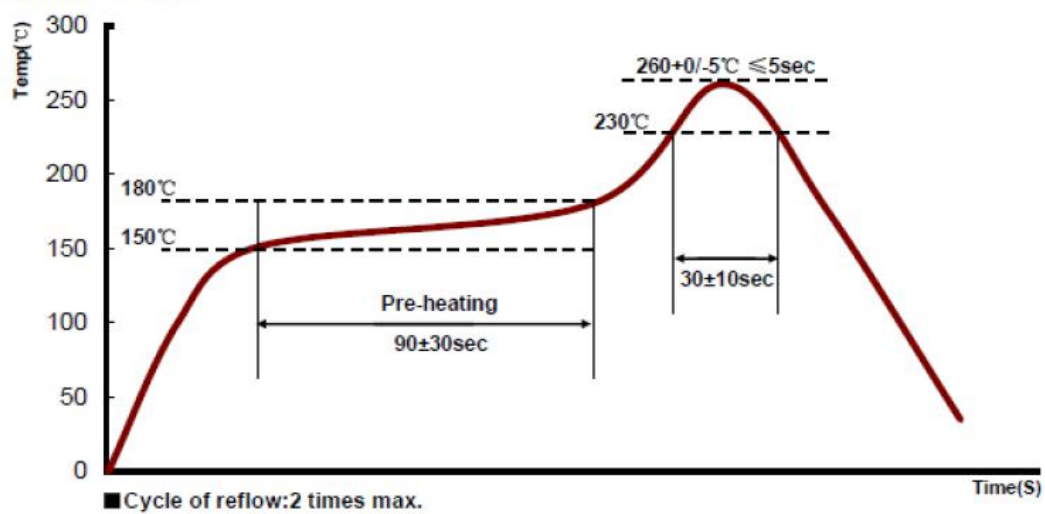
CUSTOMER:		PAGE:	2/10
CUSTOMER P/N:		REVISION:	
Cybermax P/N:	CMCW2012F1R0KTT	DATE:	19.05.24
DRAWN NO.:	CM19052401		

Reliability Test			
No.	Item	Specification	Test Method
1	Temperature Shock.	Appearance: No damage. Inductance: within $\pm 10\%$ of initial.	Temperature: $-25\pm 2^{\circ}\text{C} \sim +105\pm 2^{\circ}\text{C}$ Kept for 30 minutes. Transition time : 5 minutes. 100 Cycles.
2	Humidity Resistance.	Appearance: No damage. Inductance: within $\pm 10\%$ of initial.	Temperature: $40\pm 2^{\circ}\text{C}$. Relative Humidity: 90%. Duration: 500 +4/-0 hours.
3	High Temperature Resistance.	Appearance: No damage. Inductance: within $\pm 10\%$ of initial.	Temperature: $105\pm 2^{\circ}\text{C}$. Duration: 1000 +4/-0 hours.
4	Low Temperature Resistance.	Appearance: No damage. Inductance: within $\pm 10\%$ of initial.	Temperature: $-25\pm 2^{\circ}\text{C}$. Duration: 1000 +4/-0 hours.
5	Vibration test.	Appearance: No damage. Inductance: within $\pm 10\%$ of initial.	Oscillation Frequency: 10Hz to 55Hz to 10Hz in 60 seconds as a period. Total amplitude: 1.5mm. Testing Time: a period of 2 hours in each 3 mutually perpendicular directions (total of 6 hours).
6	Solderability Heat test.	Appearance: No damage. Inductance: within $\pm 10\%$ of initial.	Solder temperature: $260 +0/-5^{\circ}\text{C}$. Duration: 5 sec. Allowed reflow time: 2 times.
7	Solderability test.	90% or more of electrode area shall be coated by new solder.	Preheating: 160°C , 60sec. Solder temperature: $245\pm 5^{\circ}\text{C}$. Duration : 5 sec.
8	Flexure Strength.	No visible mechanical damage.	Flexure: 2mm. Pressurizing Speed: 0.5mm/sec. Keep time: $30\pm 1\text{sec}$.
9	Terminal Strength.	No visible mechanical damage.	Force: 0.45Kg for 0603 series. Force: 0.9Kg for 0805 series. Force: 1.8Kg for 1008 series above. Keep time: 5 sec, X, Y directs.

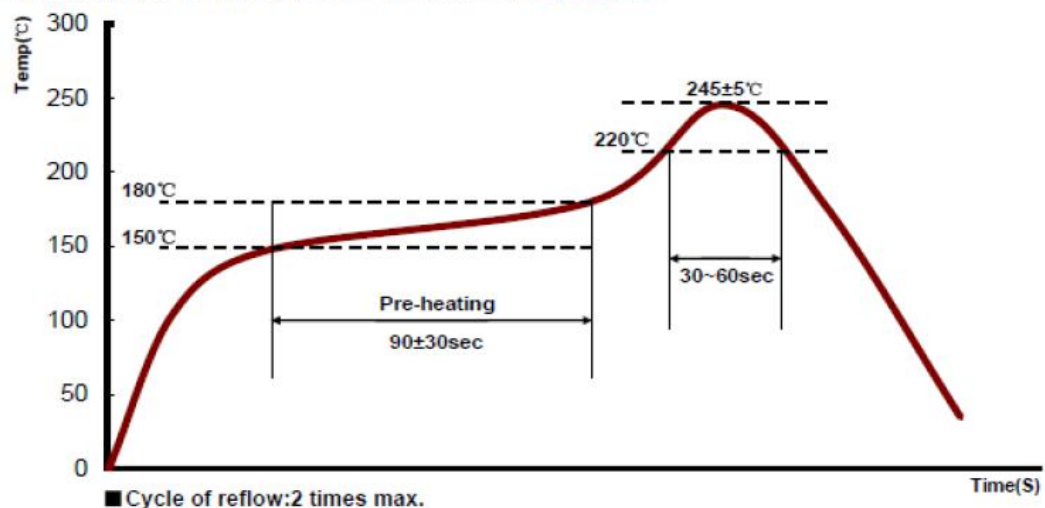
CUSTOMER:		PAGE:	4/10
CUSTOMER P/N:		REVISION:	
Cybermax P/N:	CMCW2012F1R0KTT	DATE:	19.05.24
DRAWN NO.:	CM19052401		

REFLOW-PROFILE

Limit Profile



Standard Profile (for EOC Solder paste S70G-HF)



CUSTOMER:		PAGE:	5/10
CUSTOMER P/N:		REVISION:	
Cybermax P/N:	CMCW2012F1R0KTT	DATE:	19.05.24
DRAWN NO.:	CM19052401		

B.O.M

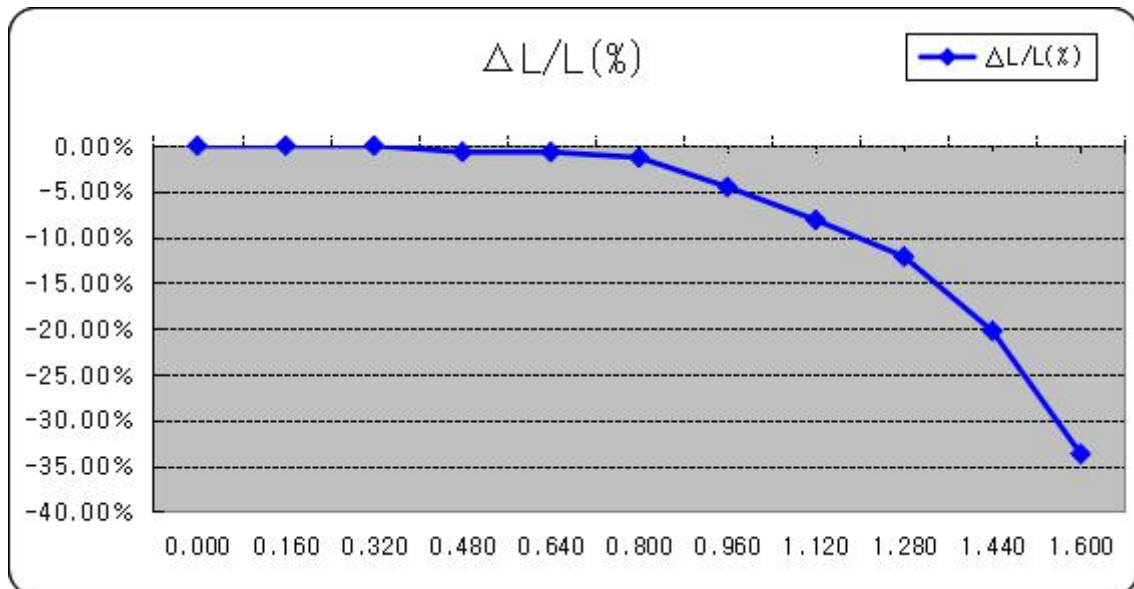
项目名称	型号及规格	制造商	环保要求	备注
磁芯 (DRUM CORE)	MF401 SWI2012C075-LS	佳叶	RoHS	主选
线材 (WIRE)	P180G1-0.09mm	益利素勒	RoHS	主选
胶水 (GLUE)	UV-523	贺盛	RoHS	灌封

CUSTOMER:		PAGE:	6/10
CUSTOMER P/N:		REVISION:	
Cybermax P/N:	CMCW2012F1R0KTT	DATE:	19.05.24
DRAWN NO.:	CM19052401		

Isat(飽和電流):電感瞬間的突波電流

CMCW2012F1R0KTT

TME(秒)	Lsat(A)	L(nH)	$\Delta L/L(\%)$
1	0.000	997	0.00%
1	0.160	997	0.00%
1	0.320	997	0.00%
1	0.480	990	-0.70%
1	0.640	990	-0.70%
1	0.800	984	-1.30%
1	0.960	952	-4.51%
1	1.120	916	-8.12%
1	1.280	876	-12.14%
1	1.440	795	-20.26%
1	1.600	661	-33.70%



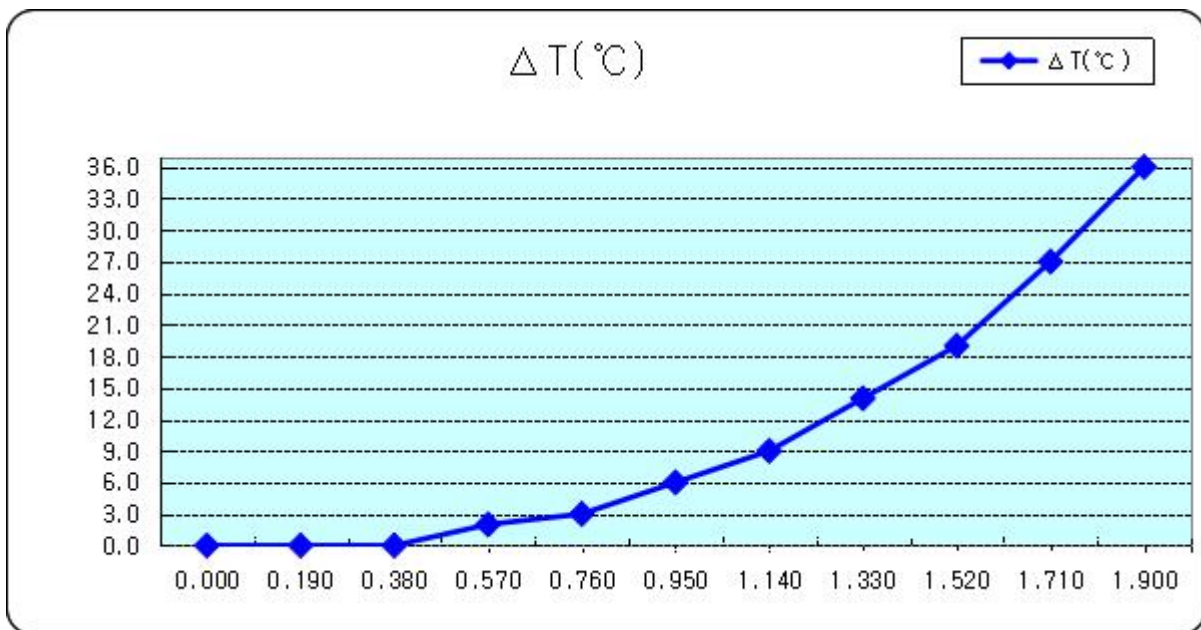
CUSTOMER:		PAGE:	7/10
CUSTOMER P/N:		REVISION:	
Cybermax P/N:	CMCW2012F1R0KTT	DATE:	19.05.24
DRAWN NO.:	CM19052401		

單點溫昇




CMCW2012F1R0KTT

TIME(S)	Irms(A)	L(nH)	$\Delta L/L(\%)$	Temp($^{\circ}C$)	$\Delta T(^{\circ}C)$
30	0.000	995	0.00%	30.0	0.0
30	0.190	986	-0.90%	30.0	0.0
30	0.380	986	-0.90%	30.0	0.0
30	0.570	986	-0.90%	32.0	2.0
30	0.760	977	-1.81%	33.0	3.0
30	0.950	943	-5.23%	36.0	6.0
30	1.140	882	-11.36%	39.0	9.0
30	1.330	779	-21.71%	44.0	14.0
30	1.520	507	-49.05%	49.0	19.0
30	1.710	279	-71.96%	57.0	27.0
30	1.900	169	-83.02%	66.0	36.0

※DC bias current characteristics in the ambient temperature 25 $^{\circ}C$ Frequency 2.5MHz/0.1V



CUSTOMER:		PAGE:	8/10
CUSTOMER P/N:		REVISION:	
Cybermax P/N:	CMCW2012F1R0KTT	DATE:	19.05.24
DRAWN NO.:	CM19052401		

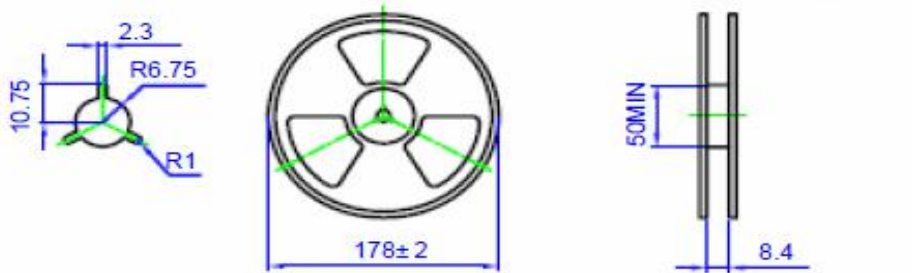
TEST DATA FOR PREPRODUCTION SAMPLE														
TEST RESOLUTION					DIMENSION (Unit: mm)									
MEAS.	L	D.C.R												
ITEM	nH	mΩ			长	宽	高							
SPEC.	1000	130			mm	mm	mm	Max.2.4	Max.1.73					
	±	±												
	10%	30%												
TEST FREQ.	2.5MHz/0.1V		Isat 1.1A	$\Delta L/L \leq 30\%$										
1	996	131	936.00	-6.0%										
2	997	130	925.00	-7.2%	2.22	1.63	1.28							
3	994	130	931.00	-6.3%	2.23	1.69	1.29							
4	991	133	928.00	-6.4%	2.27	1.68	1.31							
5	989	131	916.00	-7.4%	2.24	1.64	1.29							
6	986	132	935.00	-5.2%	2.28	1.62	1.24							
7	1000	129	926.00	-7.4%										
8	1000	131	918.00	-8.2%										
9	991	129	920.00	-7.2%										
10	992	132	931.00	-6.1%										
AVG.	993.600	130.8	926.600	-6.74%										
R	14	4	1.60	-4.20%										
APPROVED BY					CHECKED BY									
														

CUSTOMER:		PAGE:	9/10
CUSTOMER P/N:		REVISION:	
Cybermax P/N:	CMCW2012F1R0KTT	DATE:	19.05.24
DRAWN NO.:	CM19052401		

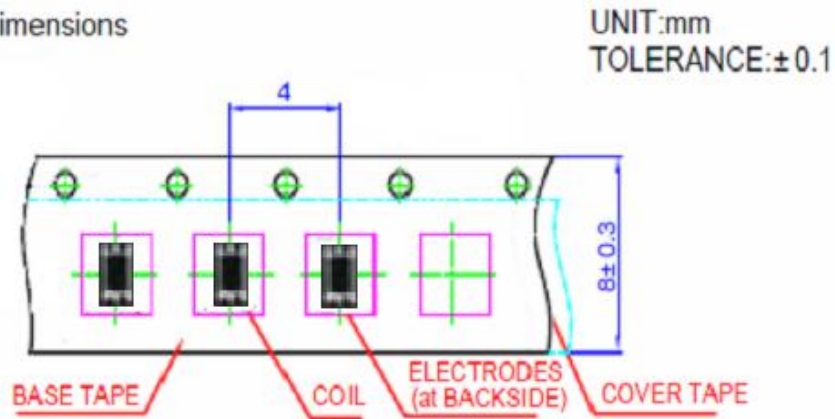
PACKAGING

热封包装

Reel dimensions

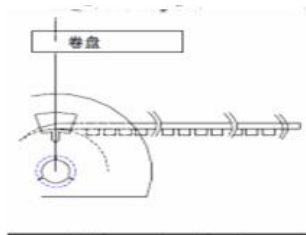


Tape dimensions



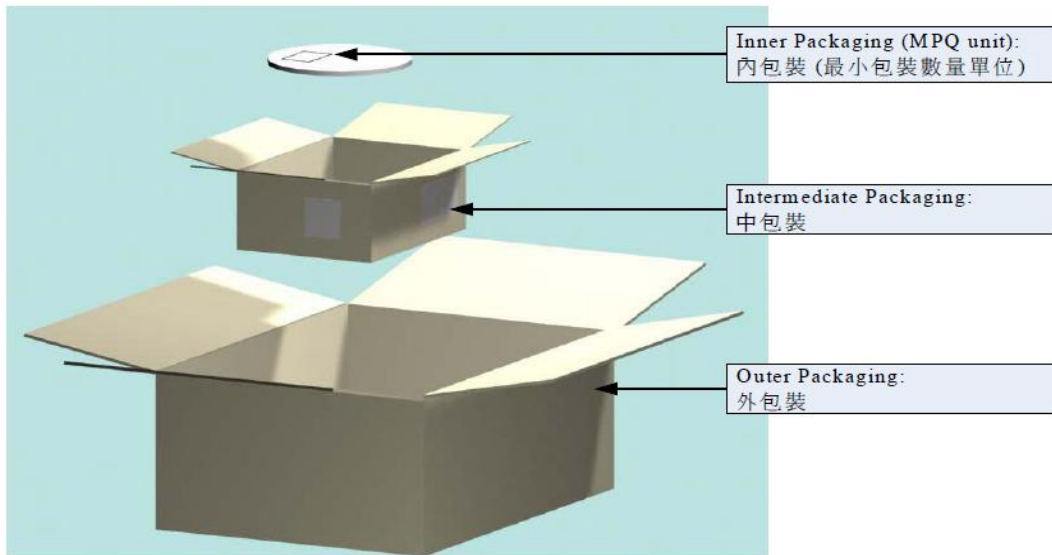
Packaging

Quantity: **2000** pcs/reel



CUSTOMER:		PAGE:	10/10
CUSTOMER P/N:		REVISION:	
Cybermax P/N:	CMCW2012F1R0KTT	DATE:	19.05.24
DRAWN NO.:	CM19052401		

PACKAGING



- 1.1 外箱: 39*38*18.5 cm 一箱裝 8 內箱
- 1.2 內箱: 18.7*18.4*8.3 cm 一箱裝 5 卷制品
- 1.3 外箱材質: A 三 A
- 1.4 內箱材質: A=A
- 1.5 每 5 卷制品用一只静电袋包裝
- 1.6 每一静电袋內放一只袋干燥剂
- 1.7 每一卷上面依标签样式的要求贴上标签明细
- 1.8 出货內外箱贴上該箱內实际內容明细
- 1.9 出货标签规格如下: 尺寸=长度:39mm 宽度:29mm
(如: 客戶有特殊要求時, 則依客戶要求實施.)



备注: 如果捆包数量小于內箱捆包数量時就用內箱包裝

X-ON Electronics

Largest Supplier of Electrical and Electronic Components

Click to view similar products for [Fixed Inductors](#) category:

Click to view products by [Cybermax](#) manufacturer:

Other Similar products are found below :

[CR32NP-151KC](#) [CR32NP-180KC](#) [CR32NP-181KC](#) [CR32NP-1R5MC](#) [CR32NP-390KC](#) [CR32NP-3R9MC](#) [CR32NP-680KC](#) [CR32NP-820KC](#) [CR32NP-8R2MC](#) [CR43NP-390KC](#) [CR43NP-560KC](#) [CR43NP-680KC](#) [CR54NP-181KC](#) [CR54NP-470LC](#) [CR54NP-820KC](#) [CR54NP-8R5MC](#) [70F224AI](#) [MGDQ4-00004-P](#) [MHL1ECTTP18NJ](#) [MHQ1005P10NJ](#) [MHQ1005P1N0S](#) [MHQ1005P2N4S](#) [MHQ1005P3N6S](#) [MHQ1005P5N1S](#) [MHQ1005P8N2J](#) [PE-51506NL](#) [PE-53601NL](#) [PE-53602NL](#) [PE-53630NL](#) [PE-53824SNLT](#) [PE-92100NL](#) [PG0434.801NLT](#) [PG0936.113NLT](#) [9220-20](#) [9310-16](#) [PM06-2N7](#) [PM06-39NJ](#) [A01TK](#) [1206CS-471XJ](#) [HC2LP-R47-R](#) [HC2-R47-R](#) [HC3-2R2-R](#) [HCF1305-3R3-R](#) [1206CS-151XG](#) [RCH664NP-140L](#) [RCH664NP-4R7M](#) [RCH8011NP-221L](#) [RCP1317NP-332L](#) [RCP1317NP-391L](#) [RCR1010NP-470M](#)