




承认书

SPECIFICATION FOR APPROVAL

CUSTOMER:			
CUSTOMER P/N:			
Cybermax P/N:	CMCW2012F470KTT		
DRAWN NO. :	CM191118003		
DATE:	19.11.18	REVISION NO.	A

Signature:

APPROVED BY	CHECKED BY	DRAWN BY
 <p>黄 19.11.18 大燕</p>	 <p>谢 19.11.18 焕飞</p>	 <p>申 19.11.18 双凤</p>

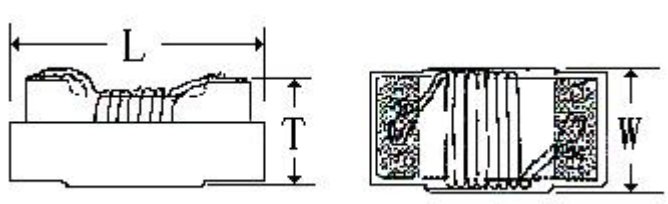
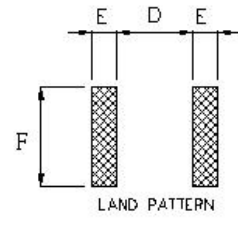
cybermax
cybermaxtech.com





DATE	Chang Item

CUSTOMER:		PAGE:	1/7
CUSTOMER P/N:		REVISION:	
Cybermax P/N:	CMCW2012F470KTT	DATE:	19.11.18
DRAWN NO.:	CM191118003		

SHAPE & DIMENSION (UNIT:mm)													
	<table border="1"> <tr><td>L</td><td>2.29MAX</td></tr> <tr><td>W</td><td>1.73MAX</td></tr> <tr><td>T</td><td>1.52MAX</td></tr> <tr><td>E</td><td>1.02Typ.</td></tr> <tr><td>D</td><td>0.76Typ.</td></tr> <tr><td>F</td><td>1.78Typ.</td></tr> </table>	L	2.29MAX	W	1.73MAX	T	1.52MAX	E	1.02Typ.	D	0.76Typ.	F	1.78Typ.
L	2.29MAX												
W	1.73MAX												
T	1.52MAX												
E	1.02Typ.												
D	0.76Typ.												
F	1.78Typ.												
Marking Code:	Size: Color: typeface:												
PAD LAYOUT(MM):	ELECREICAL SCHEMATIC:												
 <p>LAND PATTERN</p>													

ELECREICAL SPECIFICATION						
MEAS. ITEM	SPEC.				TEST FREQ.	CONDITIONS
L	47	μH	±	10%	2.5MHz/0.1V	Ta=25°C, Idc=0A
Q	14	MIN			2.5MHz/0.1V	
DCR	4.42	Ω	MAX			Ta=25°C
Isat	160	mA	MAX		2.5MHz/0.1V	ΔL/L ≤ 30%
Irms	160	mA	MAX		2.5MHz/0.1V	Δ ≤ 40°C
SRF	15	MHz	MIN			
GENERAL SPECIFICATION						
Electrical specifications :	at 25°C					
Operation Temperature:	-40~+125°C					
Storage Temperature:	-40~+125°C					

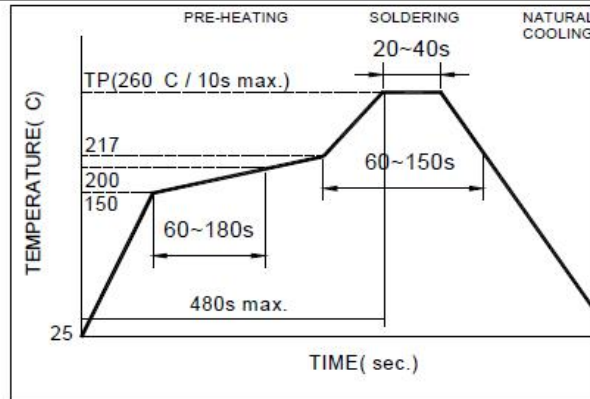
CUSTOMER:		PAGE:	2/7
CUSTOMER P/N:		REVISION:	
Cybermax P/N:	CMCW2012F470KTT	DATE:	19.11.18
DRAWN NO.:	CM191118003		

Reliability Test			
No.	Item	Specification	Test Method
1	Temperature Shock.	Appearance: No damage. Inductance: within $\pm 10\%$ of initial.	Temperature: $-25\pm 2^{\circ}\text{C} \sim +105\pm 2^{\circ}\text{C}$ Kept for 30 minutes. Transition time : 5 minutes. 100 Cycles.
2	Humidity Resistance.	Appearance: No damage. Inductance: within $\pm 10\%$ of initial.	Temperature: $40\pm 2^{\circ}\text{C}$. Relative Humidity: 90%. Duration: 500 +4/-0 hours.
3	High Temperature Resistance.	Appearance: No damage. Inductance: within $\pm 10\%$ of initial.	Temperature: $105\pm 2^{\circ}\text{C}$. Duration: 1000 +4/-0 hours.
4	Low Temperature Resistance.	Appearance: No damage. Inductance: within $\pm 10\%$ of initial.	Temperature: $-25\pm 2^{\circ}\text{C}$. Duration: 1000 +4/-0 hours.
5	Vibration test.	Appearance: No damage. Inductance: within $\pm 10\%$ of initial.	Oscillation Frequency: 10Hz to 55Hz to 10Hz in 60 seconds as a period. Total amplitude: 1.5mm. Testing Time: a period of 2 hours in each 3 mutually perpendicular directions (total of 6 hours).
6	Solderability Heat test.	Appearance: No damage. Inductance: within $\pm 10\%$ of initial.	Solder temperature: $260 +0/-5^{\circ}\text{C}$. Duration: 5 sec. Allowed reflow time: 2 times.
7	Solderability test.	90% or more of electrode area shall be coated by new solder.	Preheating: 160°C , 60sec. Solder temperature: $245\pm 5^{\circ}\text{C}$. Duration : 5 sec.
8	Flexure Strength.	No visible mechanical damage.	Flexure: 2mm. Pressurizing Speed: 0.5mm/sec. Keep time: $30\pm 1\text{sec}$.
9	Terminal Strength.	No visible mechanical damage.	Force: 0.45Kg for 0603 series. Force: 0.9Kg for 0805 series. Force: 1.8Kg for 1008 series above. Keep time: 5 sec, X, Y directs.

CUSTOMER:		PAGE:	3/7
CUSTOMER P/N:		REVISION:	
Cybermax P/N:	CMCW2012F470KTT	DATE:	19.11.18
DRAWN NO.:	CM191118003		

SOLDERING CONDITIONS

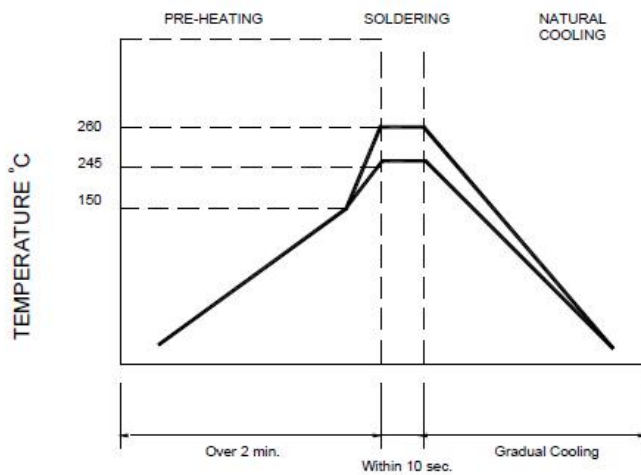
**Figure 1.
Re-flow
Soldering (Lead
Free)**



Note:

- Preheat circuit and products to 150°C
- 260°C tip temperature (max)

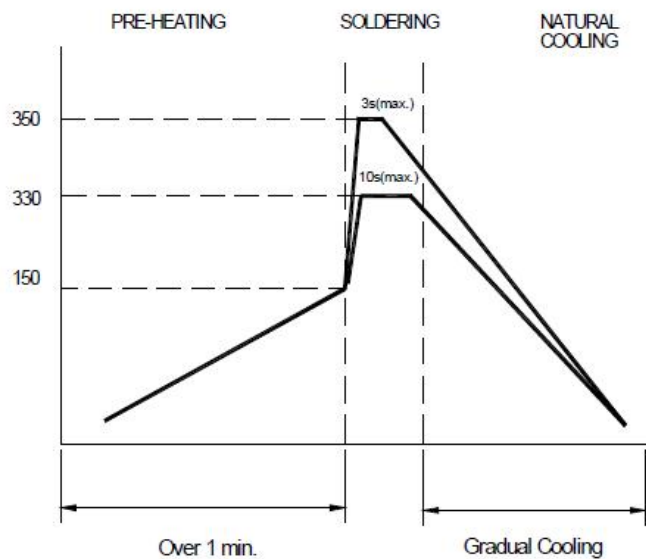
**Figure 2.
Wave Soldering**



Note :

- Never contact the ceramic with the iron tip
- 1.0mm tip diameter (max)

**Figure 3.
Hand Soldering**



Note:

- Use a 20 watt soldering iron with tip diameter of 1.0mm
- Limit soldering time to 3 sec.

CUSTOMER:		PAGE:	4/7
CUSTOMER P/N:		REVISION:	
Cybermax P/N:	CMCW2012F470KTT	DATE:	19.11.18
DRAWN NO.:	CM191118003		

B.O.M

项目名称	型号及规格	制造商	环保要求	备注
磁芯 (DRUM CORE)	MF401SWI2012C075-LS	台湾佳叶/台湾光绅	RoHS	主选
线材 (WIRE)	P180G1	益利素勒	RoHS	主选
胶水 (GLUE)	UW-523	贺盛	RoHS	灌封

CUSTOMER:		PAGE:	5/7
CUSTOMER P/N:		REVISION:	
Cybermax P/N:	CMCW2012F470KTT	DATE:	19.11.18
DRAWN NO.:	CM191118003		

TEST DATA FOR PREPRODUCTION SAMPLE

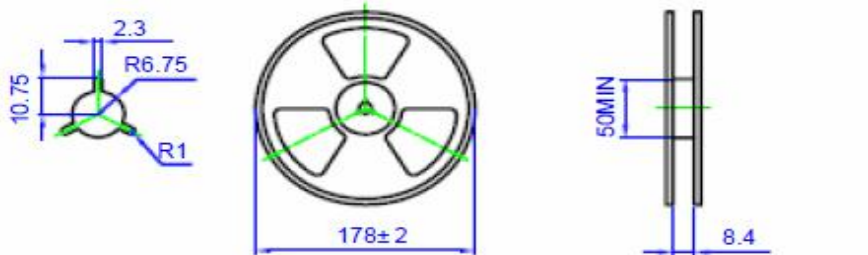
TEST RESOLUTION				DIMENSION (Unit: mm)		
MEAS.	L	D.C.R	Q	长	宽	高
ITEM	μH	Ω		mm	mm	mm
SPEC.	47	4.42	14	2.29MAX	1.73MAX	1.52MAX
	±					
	10%	MAX	MIN			
TEST FREQ.	2.5MHz/0.1V	At 25°C	2.5MHz/0.1V			
1	47.30	3.940	17.0	2.16	1.52	1.22
2	47.38	3.930	17.0	2.14	1.50	1.20
3	47.20	3.940	16.0	2.14	1.50	1.21
4	47.10	3.950	17.0	2.16	1.51	1.22
5	47.10	3.940	17.0	2.15	1.52	1.22
6	46.86	3.930	17.0	2.16	1.52	1.21
7	47.18	3.930	16.0	2.14	1.51	1.20
8	47.18	3.930	17.0	2.15	1.51	1.22
9	46.90	3.940	17.0	2.16	1.50	1.21
10	47.32	3.950	17.0	2.15	1.51	1.20
AVG.	47.15	3.938	16.80	2.15	1.51	1.21
R	0.52	0.020	1.00	0.02	0.02	0.02

APPROVED BY	CHECKED BY	DRAWN BY
		

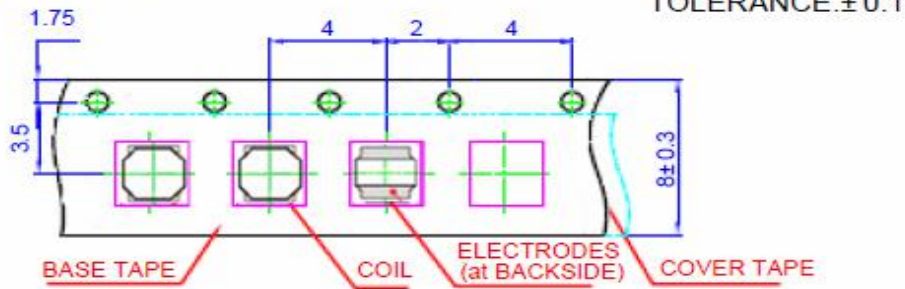
CUSTOMER:		PAGE:	6/7
CUSTOMER P/N:		REVISION:	
Cybermax P/N:	CMCW2012F470KTT	DATE:	19.11.18
DRAWN NO.:	CM191118003		

PACKAGING

Reel dimensions

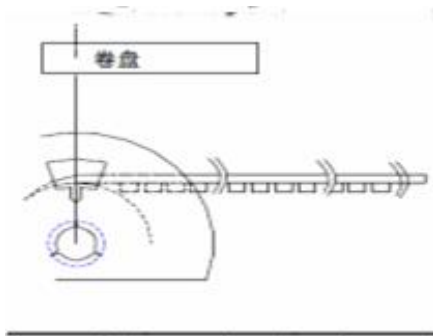


Tape dimensions



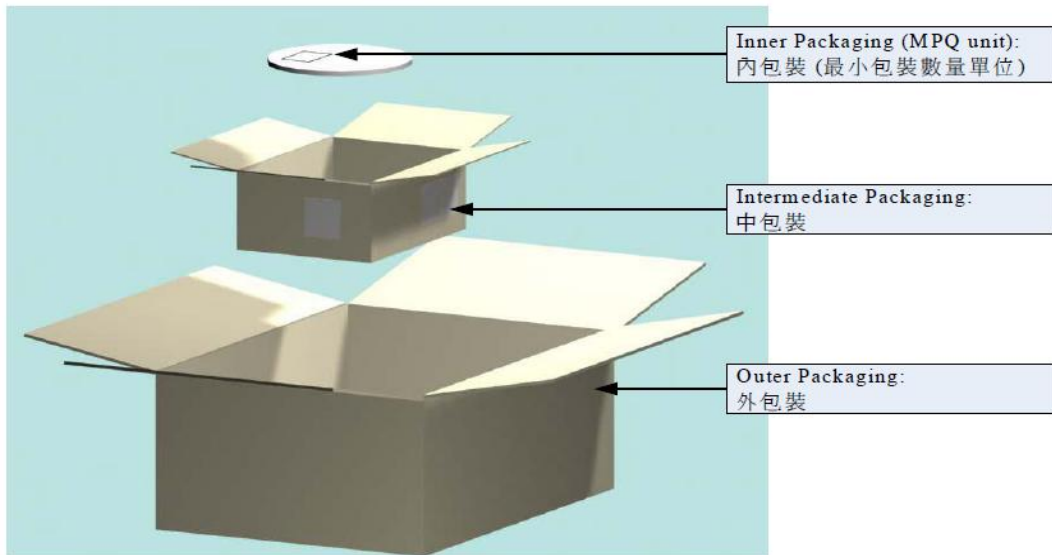
Packaging

Quantity: 2000 pcs/reel




CUSTOMER:		PAGE:	7/7
CUSTOMER P/N:		REVISION:	
Cybermax P/N:	CMCW2012F470KTT	DATE:	19.11.18
DRAWN NO.:	CM191118003		

PACKAGING



- 1.1 外箱: 39*38*18.5 cm 一箱裝 8 內箱
- 1.2 內箱: 18.7*18.4*8.3 cm 一箱裝 5 卷制品
- 1.3 外箱材質: A 三 A
- 1.4 內箱材質: A=A
- 1.5 每 5 卷制品用一只静电袋包裝
- 1.6 每一静电袋內放一只袋干燥剂
- 1.7 每一卷上面依标签样式的要求贴上标签明细
- 1.8 出货内外箱贴上该箱內实际內容明细
- 1.9 出货标签规格如下: 尺寸=长度:39mm 宽度:29mm
(如: 客戶有特殊要求時, 則依客戶要求實施.)



备注: 如果捆包数量小于内箱捆包数量时就用内箱包装

X-ON Electronics

Largest Supplier of Electrical and Electronic Components

Click to view similar products for [Fixed Inductors](#) category:

Click to view products by [Cybermax](#) manufacturer:

Other Similar products are found below :

[CR32NP-151KC](#) [CR32NP-180KC](#) [CR32NP-181KC](#) [CR32NP-1R5MC](#) [CR32NP-390KC](#) [CR32NP-3R9MC](#) [CR32NP-680KC](#) [CR32NP-820KC](#) [CR32NP-8R2MC](#) [CR43NP-390KC](#) [CR43NP-560KC](#) [CR43NP-680KC](#) [CR54NP-181KC](#) [CR54NP-470LC](#) [CR54NP-820KC](#) [CR54NP-8R5MC](#) [70F224AI](#) [MGDQ4-00004-P](#) [MHL1ECTTP18NJ](#) [MHQ1005P10NJ](#) [MHQ1005P1N0S](#) [MHQ1005P2N4S](#) [MHQ1005P3N6S](#) [MHQ1005P5N1S](#) [MHQ1005P8N2J](#) [PE-51506NL](#) [PE-53601NL](#) [PE-53602NL](#) [PE-53630NL](#) [PE-53824SNLT](#) [PE-92100NL](#) [PG0434.801NLT](#) [PG0936.113NLT](#) [9220-20](#) [9310-16](#) [PM06-2N7](#) [PM06-39NJ](#) [A01TK](#) [1206CS-471XJ](#) [HC2LP-R47-R](#) [HC2-R47-R](#) [HC3-2R2-R](#) [HCF1305-3R3-R](#) [1206CS-151XG](#) [RCH664NP-140L](#) [RCH664NP-4R7M](#) [RCH8011NP-221L](#) [RCP1317NP-332L](#) [RCP1317NP-391L](#) [RCR1010NP-470M](#)