



◆ **Features**

- 1、Magnetic-resin shielded construction reduces buzz noise to ultra-low levels;
- 2、Metallization on ferrite core results in excellent shock resistance and damage-free durability;
- 3、Closed magnetic circuit design reduces leakage flux and Electro Magnetic Interference (EMI);
- 4、30% higher current rating than conventional inductors of equal size;
- 5、Take up less PCB real estate and save more power.



◆ **Applications**

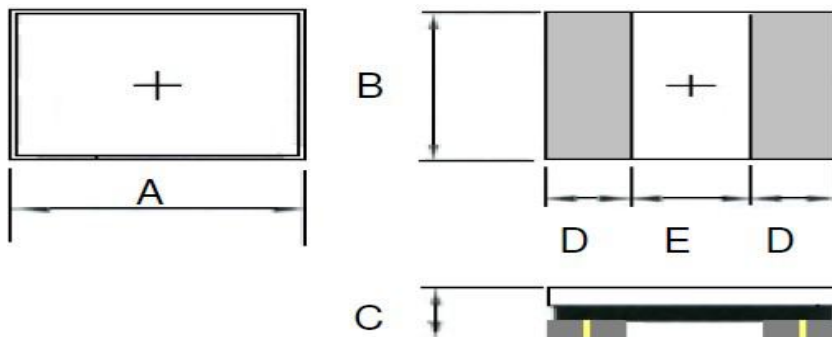
- 1、LED Lighting;
- 2、Mobile devices with multifunction such as adding color TV and camera;
- 3、Flat-screen TVs, blue-ray disc recorders, set top boxes;
- 4、Notebooks, desktop computers, servers, graphic cards;
- 5、Portable gaming devices, personal navigation systems, personal multimedia devices;
- 6、Automotive systems
- 7、Telecomm base stations

◆ **Lead Free Part Numbering**

CMLW 201610 S 2R2 M S T
(1) (2) (3) (4) (5) (6) (7)

- (1) Series Type
- (2) Dimension: L ×W× H (2.0×1.6×1.0mm)
- (3) Material Code
- (4) Inductance: 2R2=2.2μH ;
100=10μH; 101=100μH
- (5) Inductance Tolerance: M=±20%, N=±30%
- (6) Company Code
- (7) Packaging : Tape Carrier Package

◆ **Dimensions**



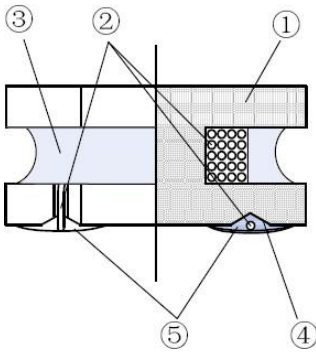
Unit:mm

Series	A	B	C	D	E
CMLW201610	2.0±0.2	1.6±0.1	1.0Max.	0.60 ref	0.80 ref

◆ **Electrical Characteristics**

- 1) Operating and storage temperature range (individual chip without packing): cking): $-25^{\circ}\text{C} \sim +125^{\circ}\text{C}$
- 2) Storage temperature range (packaging conditions): $-10^{\circ}\text{C} \sim +40^{\circ}\text{C}$ and RH 70% (Max.)

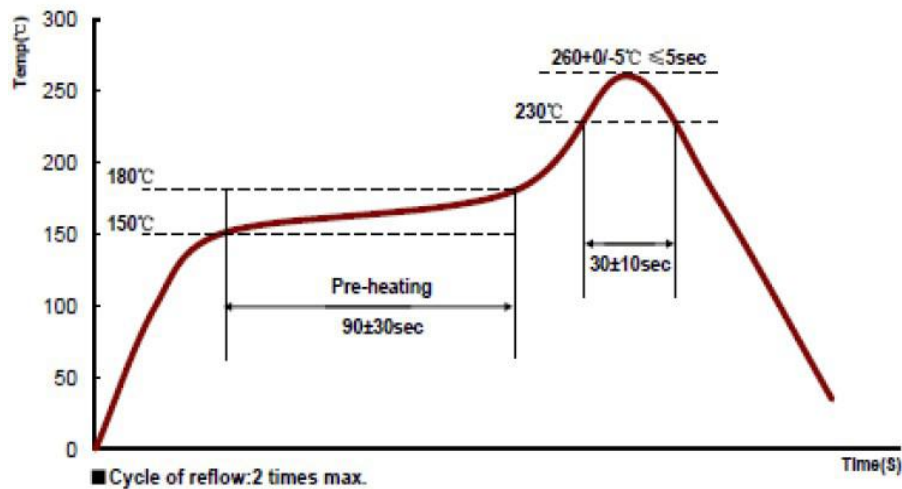
◆ **Construction and material**



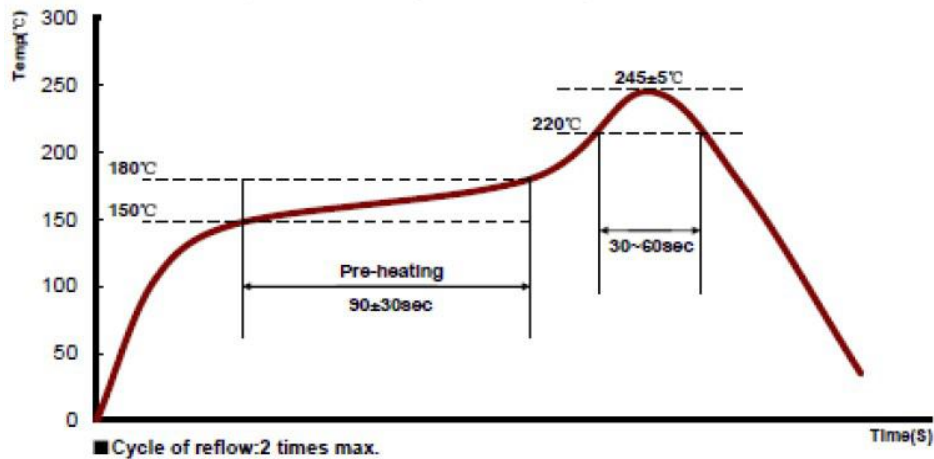
Code	Part Name	Material Name
①	Ferrite Core	Ni-Zn Ferrite
②	Wire	Polyurethane system enameled copper wire
③	Magneic Glue	Epoxy resin and magnetic powder
④	Plating Electrodes	Ag
		Ni
		Sn
⑤	Outer Electrodes	Top surface solder coating Sn、Ag、Cu

◆ **REFLOW-PROFILE**

Limit Profile



Standard Profile (for EOC Solder paste S70G-HF)



◆ **Specification**

Part Number	Inductance @100KHz, 1V (μ H)	DC	Saturation Current(A)		Heat Rating Current (A)	
		Resistance(Ω)	Min.	Typ.	Min.	Typ.
		DCR \pm 20%	Isat		Irms	
CMLW201610 Series						
CMLW201610SR47MST	0.47 \pm 20%	0.044	2.70	3.00	2.35	2.60
CMLW201610SR68NST	0.68 \pm 30%	0.062	2.00	2.45	2.05	2.25
CMLW201610S1R0NST	1.0 \pm 30%	0.080	1.80	1.95	1.60	1.75
CMLW201610S1R5NST	1.5 \pm 30%	0.130	1.46	1.65	1.26	1.40
CMLW201610S2R2MST	2.2 \pm 20%	0.145	1.26	1.45	1.20	1.35
CMLW201610S3R3MST	3.3 \pm 20%	0.245	0.90	1.05	0.95	1.05
CMLW201610S4R7MST	4.7 \pm 20%	0.360	0.77	0.85	0.90	1.00
CMLW201610S6R8MST	6.8 \pm 20%	0.500	0.72	0.80	0.55	0.70
CMLW201610S100MST	10 \pm 20%	0.720	0.55	0.62	0.45	0.50
CMLW201610S150MST	15 \pm 20%	1.400	0.45	0.50	0.36	0.40
CMLW201610S180MST	18 \pm 20%	1.800	0.40	0.45	0.34	0.38
CMLW201610S220MST	22 \pm 20%	2.000	0.38	0.43	0.27	0.30

◆ **Note**

1 : All test data is referenced to 20°C ambient; 2 :

Rated current: Isat or Irms, whichever is smaller;

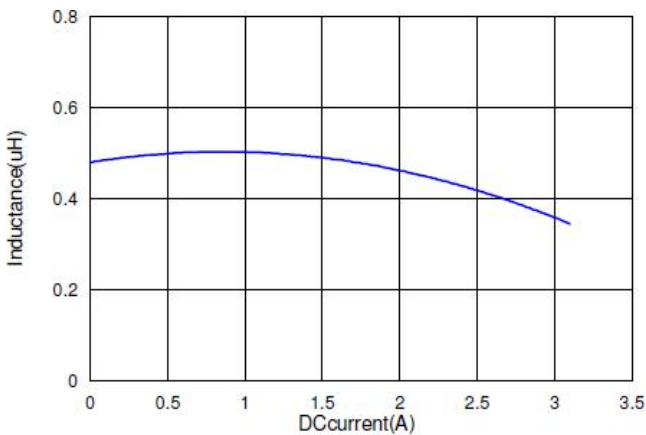
3 : Isat: DC current at which the inductance drops approximate 30% from its value without current; 4 :

Irms: DC current that causes the temperature rise ($\Delta T = 40^\circ C$) from 20°C ambient.

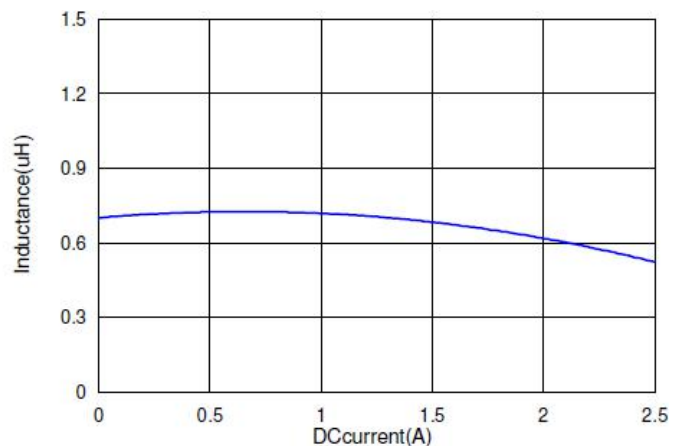
◆ **Standard Packing Quantity: 2000 pcs/reel**

◆ **TYPICAL ELECTRICAL CHARACTERISTICS**

CMLW201610SR47NST

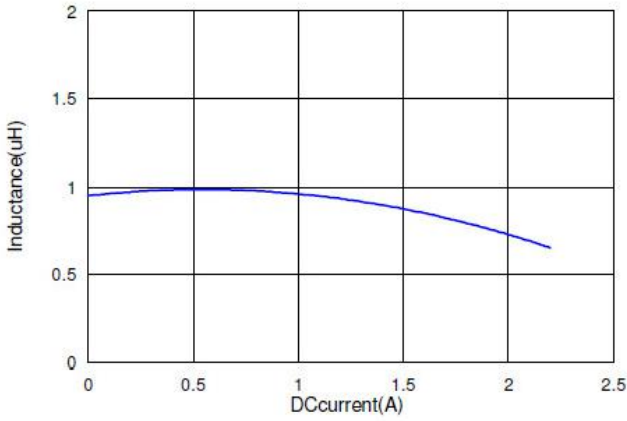


CMLW201610SR68NST

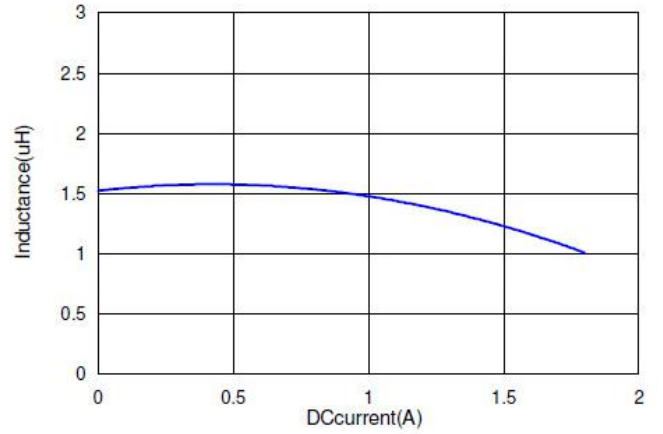


◆ TYPICAL ELECTRICAL CHARACTERISTICS

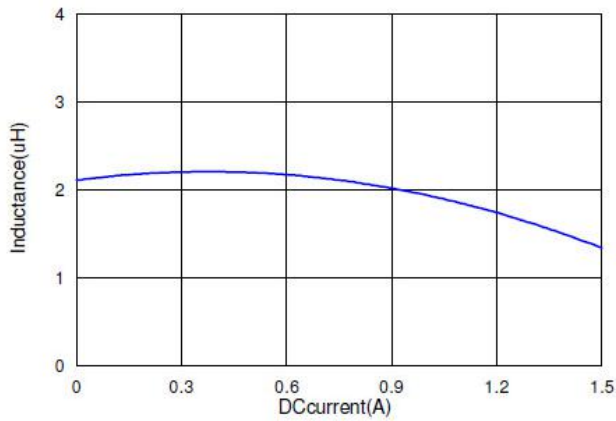
CMLW201610S1R0NST



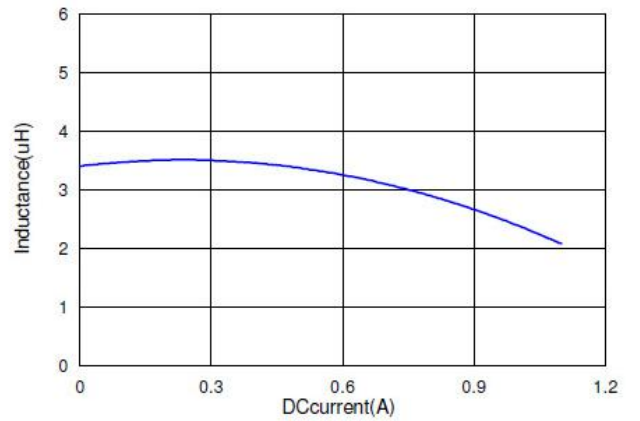
CMLW201610S1R5NST



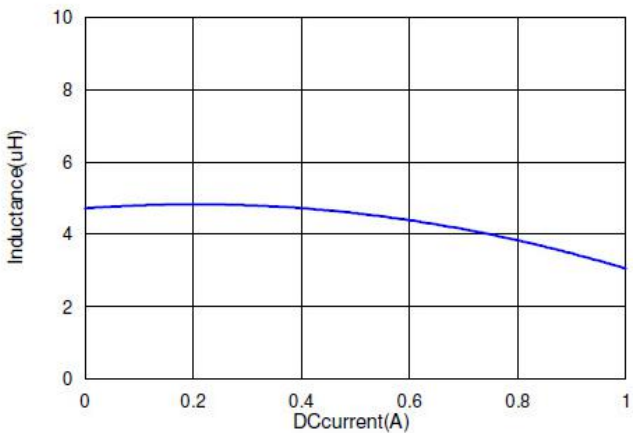
CMLW201610S2R2MST



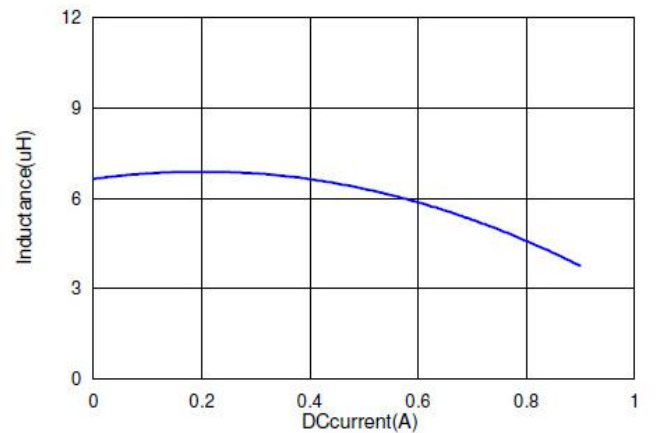
CMLW201610S3R3MST



CMLW201610S4R7MST

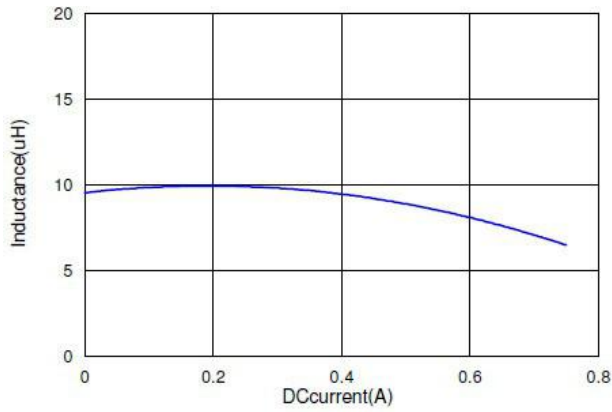


CMLW201610S6R8MST

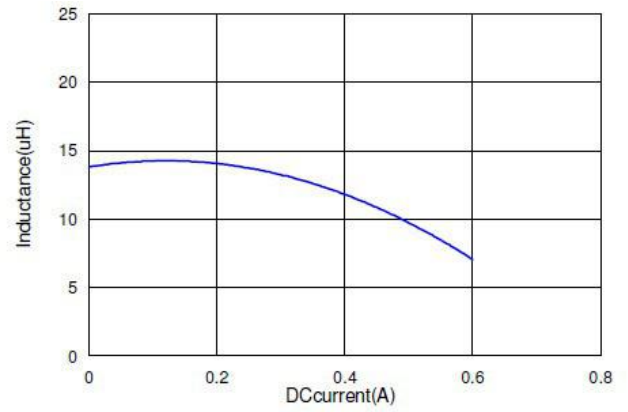


◆ TYPICAL ELECTRICAL CHARACTERISTICS

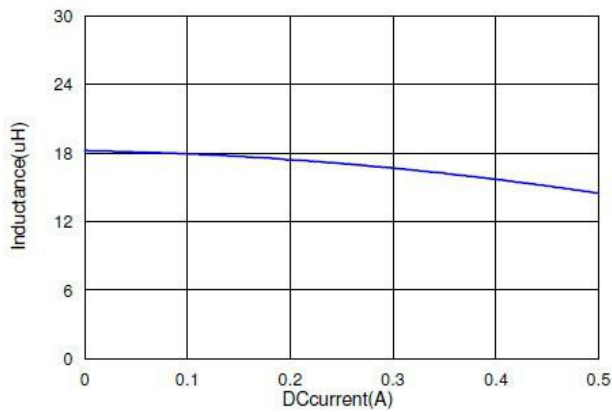
CMLW201610S100MST



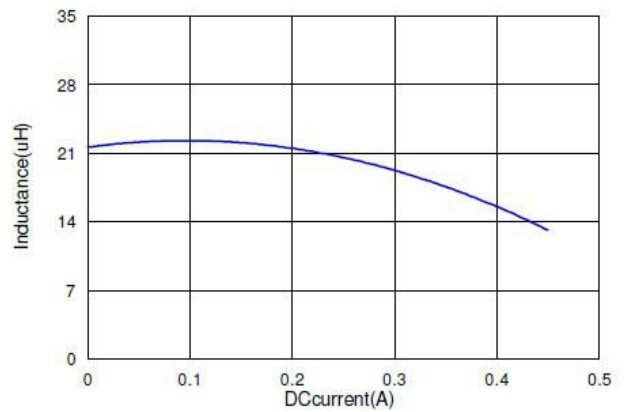
CMLW201610S150MST



CMLW201610S180MST



CMLW201610S220MST



X-ON Electronics

Largest Supplier of Electrical and Electronic Components

Click to view similar products for [Fixed Inductors](#) category:

Click to view products by [Cybermax](#) manufacturer:

Other Similar products are found below :

[MLZ1608M6R8WTD25](#) [MLZ1608N6R8LT000](#) [MLZ1608N3R3LTD25](#) [MLZ1608N3R3LT000](#) [MLZ1608N150LT000](#)

[MLZ1608M150WTD25](#) [MLZ1608M3R3WTD25](#) [MLZ1608M3R3WT000](#) [MLZ1608M150WT000](#) [MLZ1608A1R5WT000](#)

[MLZ1608N1R5LT000](#) [B82432C1333K000](#) [PCMB053T-1R0MS](#) [PCMB053T-1R5MS](#) [PCMB104T-1R5MS](#) [CR32NP-100KC](#) [CR32NP-](#)

[151KC](#) [CR32NP-180KC](#) [CR32NP-181KC](#) [CR32NP-1R5MC](#) [CR32NP-390KC](#) [CR32NP-3R9MC](#) [CR32NP-680KC](#) [CR32NP-820KC](#)

[CR32NP-8R2MC](#) [CR43NP-390KC](#) [CR43NP-560KC](#) [CR43NP-680KC](#) [CR54NP-181KC](#) [CR54NP-470LC](#) [CR54NP-820KC](#) [CR54NP-8R5MC](#)

[MGDQ4-00004-P](#) [MGDU1-00016-P](#) [MHL1ECTTP18NJ](#) [MHL1JCTTD12NJ](#) [PE-51506NL](#) [PE-53601NL](#) [PE-53630NL](#) [PE-53824SNLT](#) [PE-](#)

[62892NL](#) [PE-92100NL](#) [PG0434.801NLT](#) [PG0936.113NLT](#) [PM06-2N7](#) [PM06-39NJ](#) [HC2LP-R47-R](#) [HC2-R47-R](#) [HC3-2R2-R](#) [HC8-1R2-R](#)