



◆ **Features**

- 1、Magnetic-resin shielded construction reduces buzz noise to ultra-low levels;
- 2、Metallization on ferrite core results in excellent shock resistance and damage-free durability;
- 3、Closed magnetic circuit design reduces leakage flux and Electro Magnetic Interference (EMI);
- 4、30% higher current rating than conventional inductors of equal size;
- 5、Take up less PCB real estate and save more power.



◆ **Applications**

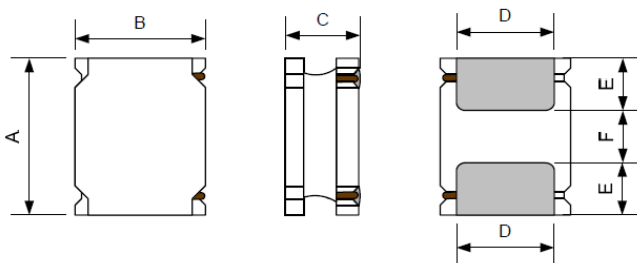
- 1、LED Lighting;
- 2、Mobile devices with multifunction such as adding color TV and camera;
- 3、Flat-screen TVs, blue-ray disc recorders, set top boxes;
- 4、Notebooks, desktop computers, servers, graphic cards;
- 5、Portable gaming devices, personal navigation systems, personal multimedia devices;
- 6、Automotive systems
- 7、Telecomm base stations

◆ **Lead Free Part Numbering**

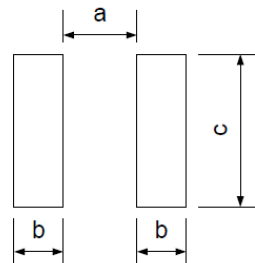
CMLW 4012 S 100 M S T
(1) (2) (3) (4) (5) (6) (7)

- (1) Series Type
- (2) Dimension: L X H
- (3) Material Code
- (4) Inductance: 2R2=2.2μH ;
100=10μH; 101=100μH
- (5) Inductance Tolerance: M=±20%, N=±30%
- (6) Company Code
- (7) Packaging : Tape Carrier Package

◆ **Dimensions**



Recommended Land Pattern



Unit:mm

Series	A	B	C	D	E	F	a Typ.	b Typ.	c Typ.
CMLW4012S	4.0±0.2	4.0±0.2	1.2Max.	3.3±0.2	0.95±0.2	2.10±0.2	1.9	1.1	3.7

◆ **Electrical Characteristics**

- 1) Operating temperature range (Including self-heating): -40°C ~ +125°C
- 2) Storage temperature range (packaging conditions): -10°C~+40°C and RH 70% (Max.)

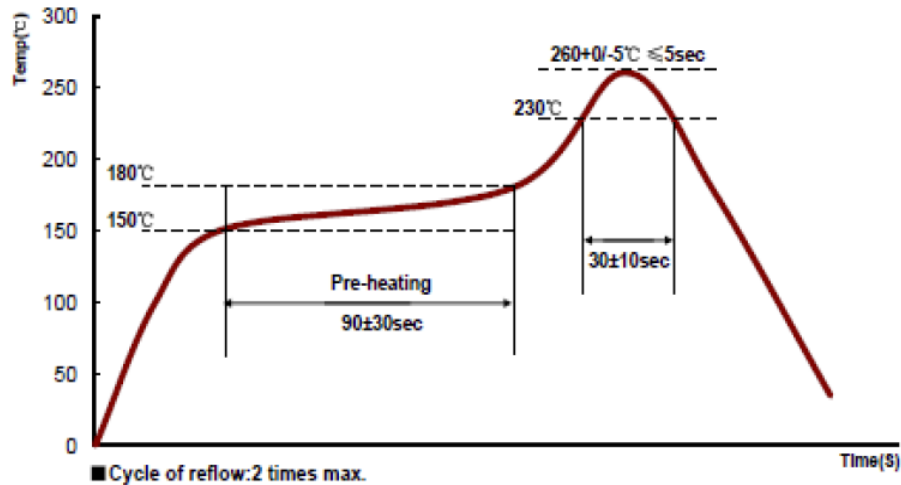
◆ **Construction and material**



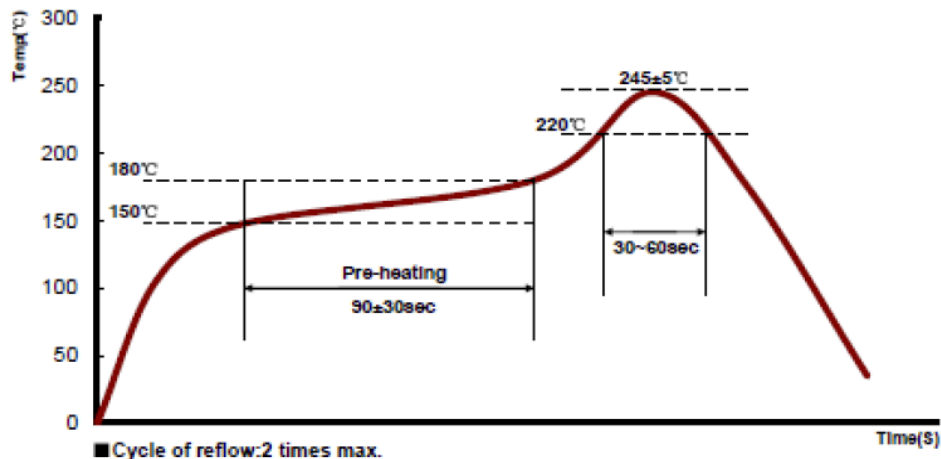
Code	Part Name	Material Name
①	Ferrite Core	Ni-Zn Ferrite
②	Wire	Polyurethane system enameled copper wire
③	Magnetic Glue	Epoxy resin and magnetic powder
④	Plating Electrodes	Ag
		Ni
		Sn
⑤	Outer Electrodes	Top surface solder coating Sn、Ag、Cu

◆ **REFLOW-PROFILE**

Limit Profile



Standard Profile (for EOC Solder paste S70G-HF)



◆ Specification

Part Number	Inductance @100KHz, 1V (μ H)	DC Resistance $\pm 30\%$ (Ω)	Min.Self-resonant Frequency (MHz)	Saturation Current(A)	Heat Rating Current (A)
		DCR	S.R.F	Isat	Irms
CMLW4012S Series					
CMLW4012SR82NST	0.82 \pm 30%	0.050	150	3.53	1.65
CMLW4012S1R0NST	1.0 \pm 30%	0.050	120	2.61	1.65
CMLW4012S1R5NST	1.5 \pm 30%	0.065	90	2.10	1.46
CMLW4012S2R2NST	2.2 \pm 30%	0.080	74	1.76	1.32
CMLW4012S3R3MST	3.3 \pm 20%	0.113	60	1.40	1.12
CMLW4012S4R7MST	4.7 \pm 20%	0.125	50	1.20	1.05
CMLW4012S6R8MST	6.8 \pm 20%	0.198	40	0.95	0.84
CMLW4012S100MST	10 \pm 20%	0.265	33	0.80	0.77
CMLW4012S120MST	12 \pm 20%	0.290	32	0.66	0.70
CMLW4012S150MST	15 \pm 20%	0.340	25	0.56	0.64
CMLW4012S180MST	18 \pm 20%	0.470	23	0.55	0.55
CMLW4012S220MST	22 \pm 20%	0.470	20	0.54	0.55
CMLW4012S270MST	27 \pm 20%	0.720	18	0.50	0.45
CMLW4012S330MST	33 \pm 20%	0.810	17	0.42	0.42
CMLW4012S360MST	36 \pm 20%	0.900	14	0.40	0.40
CMLW4012S390MST	39 \pm 20%	1.100	16	0.55	0.37
CMLW4012S470MST	47 \pm 20%	1.100	12	0.35	0.37
CMLW4012S560MST	56 \pm 20%	1.250	11	0.33	0.33
CMLW4012S680MST	68 \pm 20%	1.460	11	0.30	0.31
CMLW4012S820MST	82 \pm 20%	2.140	11	0.28	0.26
CMLW4012S101MST	100 \pm 20%	2.210	9.4	0.25	0.25

◆ Note

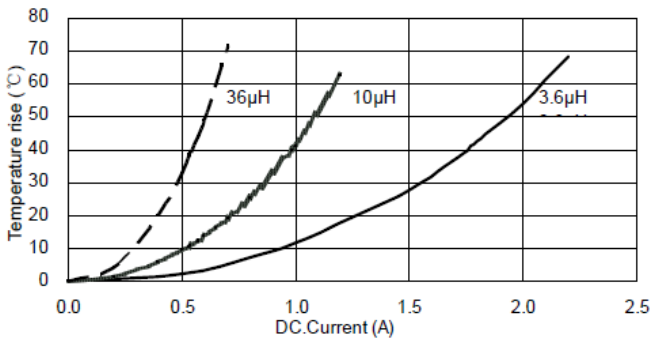
- 1: All test data is referenced to 20°C ambient;
- 2: Rated current: Isat or Irms, whichever is smaller;
- 3: Isat: DC current at which the inductance drops approximate 30% from its value without current;
- 4: Irms: DC current that causes the temperature rise ($\Delta T = 40^\circ\text{C}$) from 20°C ambient;
- 5: Operating temperature $-55^\circ\text{C} \sim +125^\circ\text{C}$.

◆ Standard Packing Quantity: 4500 pcs/reel

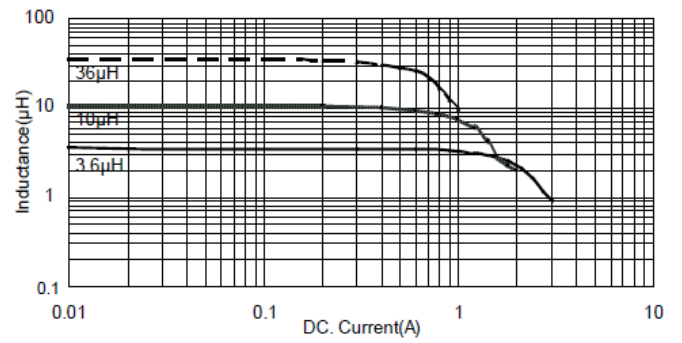
◆ TYPICAL ELECTRICAL CHARACTERISTICS

CMLW4012S Series

Temperature vs. DC Current Characteristics



Inductance vs. DC Current Characteristic



X-ON Electronics

Largest Supplier of Electrical and Electronic Components

Click to view similar products for [Fixed Inductors](#) category:

Click to view products by [Cybermax](#) manufacturer:

Other Similar products are found below :

[MLZ1608M6R8WTD25](#) [MLZ1608N6R8LT000](#) [MLZ1608N3R3LTD25](#) [MLZ1608N3R3LT000](#) [MLZ1608N150LT000](#)
[MLZ1608M150WTD25](#) [MLZ1608M3R3WTD25](#) [MLZ1608M3R3WT000](#) [MLZ1608M150WT000](#) [MLZ1608A1R5WT000](#)
[MLZ1608N1R5LT000](#) [B82432C1333K000](#) [PCMB053T-1R0MS](#) [PCMB053T-1R5MS](#) [PCMB104T-1R5MS](#) [CR32NP-100KC](#) [CR32NP-151KC](#) [CR32NP-180KC](#) [CR32NP-181KC](#) [CR32NP-1R5MC](#) [CR32NP-390KC](#) [CR32NP-3R9MC](#) [CR32NP-680KC](#) [CR32NP-820KC](#)
[CR32NP-8R2MC](#) [CR43NP-390KC](#) [CR43NP-560KC](#) [CR43NP-680KC](#) [CR54NP-181KC](#) [CR54NP-470LC](#) [CR54NP-820KC](#) [CR54NP-8R5MC](#)
[MGDQ4-00004-P](#) [MGDU1-00016-P](#) [MHL1ECTTP18NJ](#) [MHL1JCTTD12NJ](#) [PE-51506NL](#) [PE-53601NL](#) [PE-53630NL](#) [PE-53824SNLT](#) [PE-62892NL](#) [PE-92100NL](#) [PG0434.801NLT](#) [PG0936.113NLT](#) [PM06-2N7](#) [PM06-39NJ](#) [HC2LP-R47-R](#) [HC2-R47-R](#) [HC3-2R2-R](#) [HC8-1R2-R](#)