



◆ **Features**

- 1、Magnetic-resin shielded construction reduces buzz noise to ultra-low levels;
- 2、Metallization on ferrite core results in excellent shock resistance and damage-free durability;
- 3、Closed magnetic circuit design reduces leakage flux and Electro Magnetic Interference (EMI);
- 4、30% higher current rating than conventional inductors of equal size;
- 5、Take up less PCB real estate and save more power.



◆ **Applications**

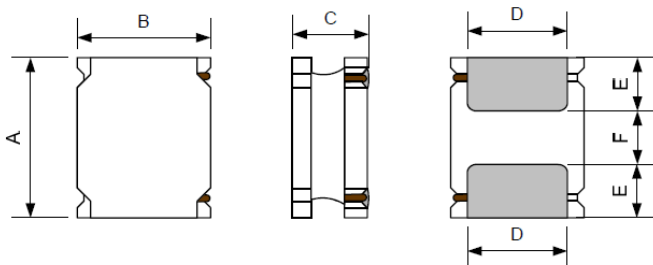
- 1、LED Lighting;
- 2、Mobile devices with multifunction such as adding color TV and camera;
- 3、Flat-screen TVs, blue-ray disc recorders, set top boxes;
- 4、Notebooks, desktop computers, servers, graphic cards;
- 5、Portable gaming devices, personal navigation systems, personal multimedia devices;
- 6、Automotive systems
- 7、Telecomm base stations

◆ **Lead Free Part Numbering**

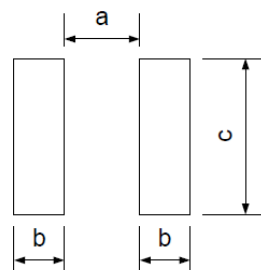
**CMLW 4020 S 100 M S T**  
**(1) (2) (3) (4) (5) (6) (7)**

- (1) Series Type
- (2) Dimension: L X H
- (3) Material Code
- (4) Inductance: 2R2=2.2μH ;  
100=10μH; 101=100μH
- (5) Inductance Tolerance: M=±20%, N=±30%
- (6) Company Code
- (7) Packaging : Tape Carrier Package

◆ **Dimensions**



Recommended Land Pattern



Unit:mm

Series	A	B	C	D	E	F	a Typ.	b Typ.	c Typ.
<b>CMLW4020S</b>	4.0±0.2	4.0±0.2	2.0Max.	3.3±0.2	0.95±0.2	2.10±0.2	1.9	1.1	3.7

◆ **Electrical Characteristics**

- 1) Operating temperature range (Including self-heating): -40°C ~ +125°C
- 2) Storage temperature range (packaging conditions): -10°C~+40°C and RH 70% (Max.)

◆ **Construction and material**



Code	Part Name	Material Name
①	Ferrite Core	Ni-Zn Ferrite
②	Wire	Polyurethane system enameled copper wire
③	Magnetic Glue	Epoxy resin and magnetic powder
④	Plating Electrodes	Ag
		Ni
		Sn
⑤	Outer Electrodes	Top surface solder coating Sn、Ag、Cu

◆ **REFLOW-PROFILE**

**Limit Profile**



**Standard Profile (for EOC Solder paste S70G-HF)**



◆ Specification

Part Number	Inductance @100KHz, 1V ( $\mu$ H)	DC Resistance $\pm 30\%$ ( $\Omega$ )	Min.Self-resonant Frequency (MHz)	Saturation Current(A)	Heat Rating Current(A)
		DCR	S.R.F	Isat	Irms
<b>CMLW4020S Series</b>					
CMLW4020S1R0MST	1.0 $\pm$ 20%	0.029	75	4.85	2.15
CMLW4020S1R5MST	1.5 $\pm$ 20%	0.035	71	4.45	1.98
CMLW4020S2R2MST	2.2 $\pm$ 20%	0.040	49	3.40	1.85
CMLW4020S3R3MST	3.3 $\pm$ 20%	0.070	44	3.20	1.40
CMLW4020S4R7MST	4.7 $\pm$ 20%	0.075	42	2.35	1.34
CMLW4020S5R1MST	5.1 $\pm$ 20%	0.085	42	2.30	1.27
CMLW4020S5R6MST	5.6 $\pm$ 20%	0.090	30	2.20	1.22
CMLW4020S6R2MST	6.2 $\pm$ 20%	0.115	36	2.15	1.08
CMLW4020S6R8MST	6.8 $\pm$ 20%	0.125	33	2.20	1.04
CMLW4020S100MST	10 $\pm$ 20%	0.165	26	1.60	0.90
CMLW4020S120MST	12 $\pm$ 20%	0.175	26	1.50	0.88
CMLW4020S150MST	15 $\pm$ 20%	0.230	24	1.35	0.77
CMLW4020S220MST	22 $\pm$ 20%	0.350	15	1.05	0.62
CMLW4020S330MST	33 $\pm$ 20%	0.550	11	0.85	0.49
CMLW4020S390MST	39 $\pm$ 20%	0.650	11	0.82	0.46
CMLW4020S470MST	47 $\pm$ 20%	0.710	10	0.74	0.44
CMLW4020S680MST	68 $\pm$ 20%	1.060	7.7	0.61	0.36
CMLW4020S820MST	82 $\pm$ 20%	1.170	7.2	0.56	0.34
CMLW4020S101MST	100 $\pm$ 20%	1.350	6.3	0.52	0.31

◆ Note

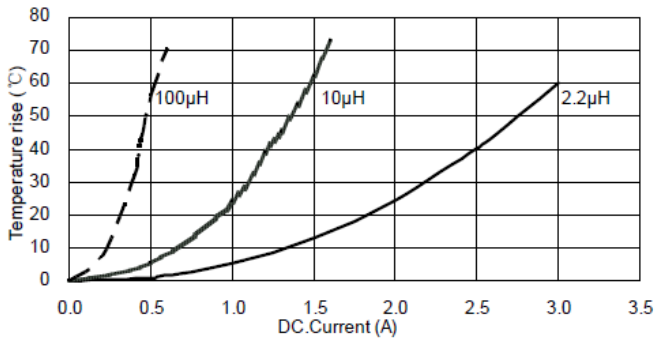
- 1: All test data is referenced to 20°C ambient;
- 2: Rated current: Isat or Irms, whichever is smaller;
- 3: Isat: DC current at which the inductance drops approximate 30% from its value without current;
- 4: Irms: DC current that causes the temperature rise ( $\Delta T = 40^\circ C$ ) from 20°C ambient.

◆ Standard Packing Quantity: 3000 pcs/reel

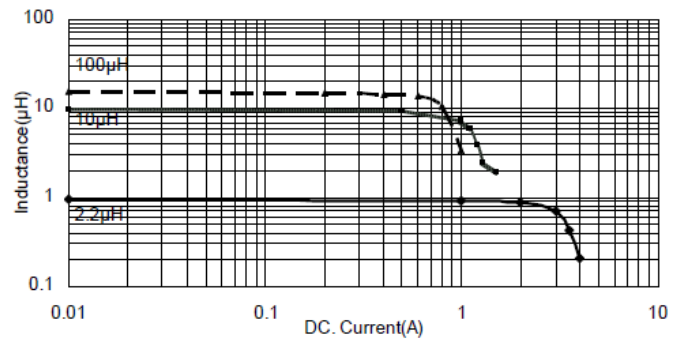
◆ TYPICAL ELECTRICAL CHARACTERISTICS

**CMLW4020S Series**

Temperature vs. DC Current Characteristics



Inductance vs. DC Current Characteristics



## X-ON Electronics

Largest Supplier of Electrical and Electronic Components

*Click to view similar products for [Fixed Inductors](#) category:*

*Click to view products by [Cybermax](#) manufacturer:*

Other Similar products are found below :

[CR32NP-151KC](#) [CR32NP-180KC](#) [CR32NP-181KC](#) [CR32NP-1R5MC](#) [CR32NP-390KC](#) [CR32NP-3R9MC](#) [CR32NP-680KC](#) [CR32NP-820KC](#) [CR32NP-8R2MC](#) [CR43NP-390KC](#) [CR43NP-560KC](#) [CR43NP-680KC](#) [CR54NP-181KC](#) [CR54NP-470LC](#) [CR54NP-820KC](#) [CR54NP-8R5MC](#) [70F224AI](#) [MGDQ4-00004-P](#) [MHL1ECTTP18NJ](#) [MHQ1005P10NJ](#) [MHQ1005P1N0S](#) [MHQ1005P2N4S](#) [MHQ1005P3N6S](#) [MHQ1005P5N1S](#) [MHQ1005P8N2J](#) [PE-51506NL](#) [PE-53601NL](#) [PE-53602NL](#) [PE-53630NL](#) [PE-53824SNLT](#) [PE-92100NL](#) [PG0434.801NLT](#) [PG0936.113NLT](#) [9220-20](#) [9310-16](#) [PM06-2N7](#) [PM06-39NJ](#) [A01TK](#) [1206CS-471XJ](#) [HC2LP-R47-R](#) [HC2-R47-R](#) [HC3-2R2-R](#) [HCF1305-3R3-R](#) [1206CS-151XG](#) [RCH664NP-140L](#) [RCH664NP-4R7M](#) [RCH8011NP-221L](#) [RCP1317NP-332L](#) [RCP1317NP-391L](#) [RCR1010NP-470M](#)