

Sealed Choke Coil PMLT25201B type

■ Features

Low profile : 2.5mm x 2.0mm x 1.2mm

Low coil resistance with large currents.

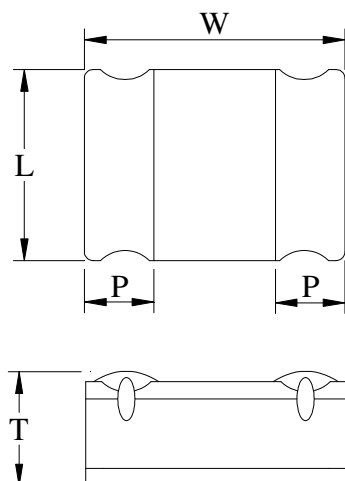
High magnetic shield construction should actualize high resolution for EMC protection.

100% lead (Pb) free meet RoHS standard

■ Application

Cellular phones, LCD displays, HDDs, DVCs, DSCs, PDAs etc..

■ Outline Dimensions

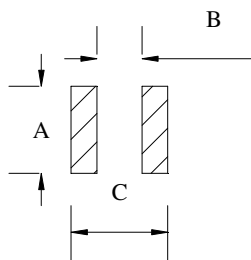


Code	Dimensions (mm)
L	2.0 ± 0.2
W	2.5 ± 0.2
T	1.2 Max.
P	0.4 ± 0.2

Note : This graph is in regard to outline dimensions spec. For outer appearance, please refer to actual product.

■ Recommend Land Pattern Dimensions

The customer shall determine the land dimensions shown above after confirming and safety.



A	2.1
B	0.8
C	2.6

Unit : mm

■ Specifications

Part Number	L0 Inductance (μH) @ (0A)	R_{dc} ($m\Omega$)		Heat Rating Current DC Amps. I _{dc} (A)		Saturation Current DC Amps. I _{sat} (A)	
		Typical	Maximum	Typical	Maximum	Typical	Maximum
PMLT25201B-R24MS	0.24	24	29	3.90	3.51	4.28	3.85
PMLT25201B-R47MS	0.47	34	41	3.70	3.33	3.20	2.90
PMLT25201B-R68MS	0.68	42	51	3.30	2.97	2.75	2.48
PMLT25201B-1R0MS	1.0	50	60	2.60	2.34	2.55	2.30
PMLT25201B-1R5MS	1.5	72	87	2.20	1.98	1.95	1.75
PMLT25201B-2R2MS	2.2	96	116	1.85	1.76	1.83	1.80
PMLT25201B-3R3MS	3.3	140	168	1.45	1.30	1.45	1.30
PMLT25201B-4R7MS	4.7	210	252	1.20	1.08	1.28	1.15
PMLT25201B-6R8MS	6.8	406	487	1.00	0.90	0.85	0.76
PMLT25201B-100MS	10.0	450	540	0.75	0.67	0.72	0.65

* : If you require another part number please contact with us.

** : Inductance Tolerance $\pm 20\%$

Note 1. : All test data is referenced to 25°C ambient.

Note 2. : Test Condition:1MHz, 1.0Vrms

Note 3. : I_{dc} : DC current (A) that will cause an approximate ΔT of 40°C

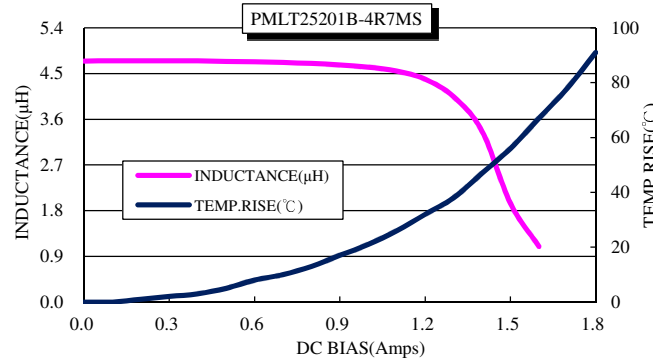
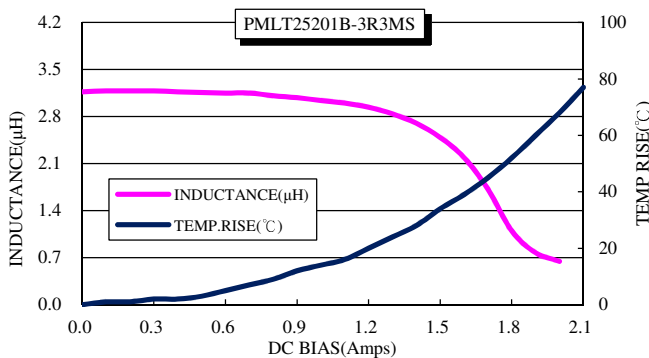
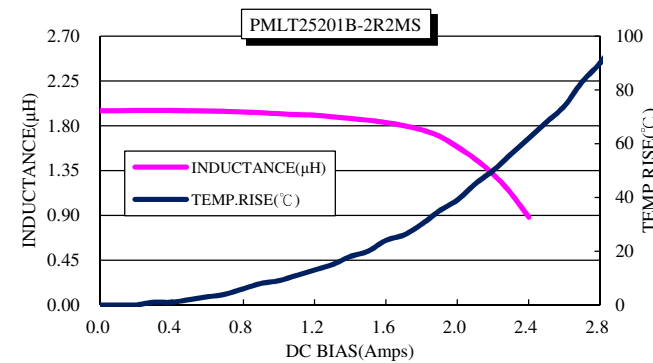
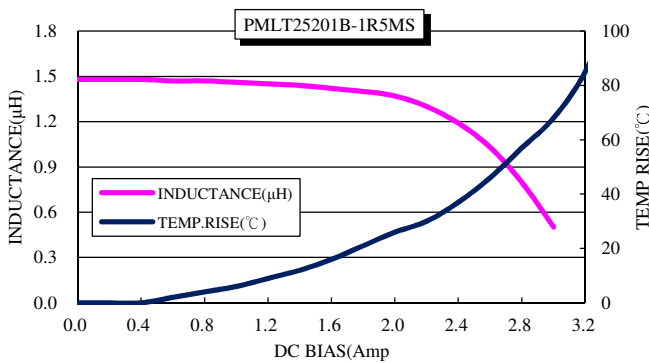
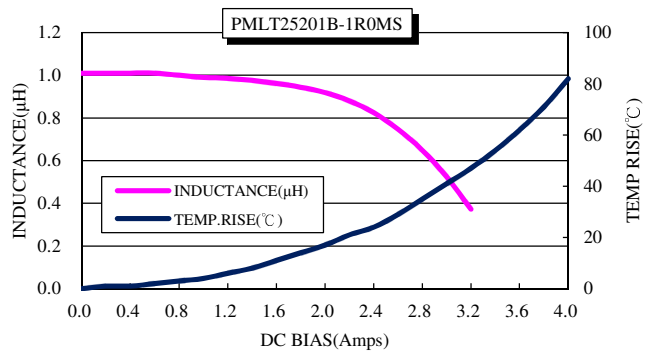
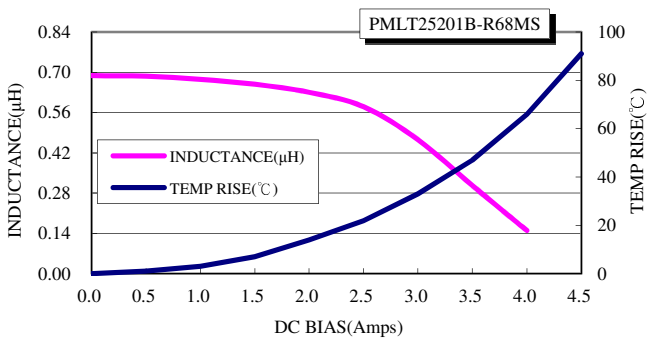
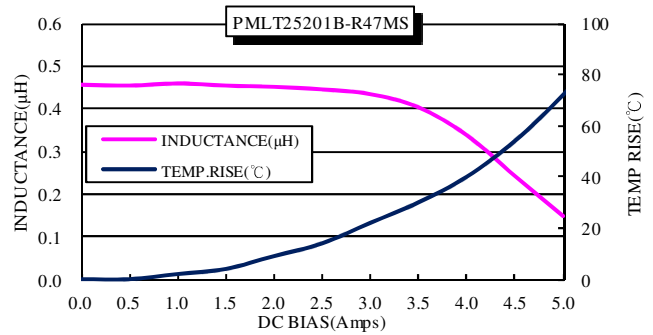
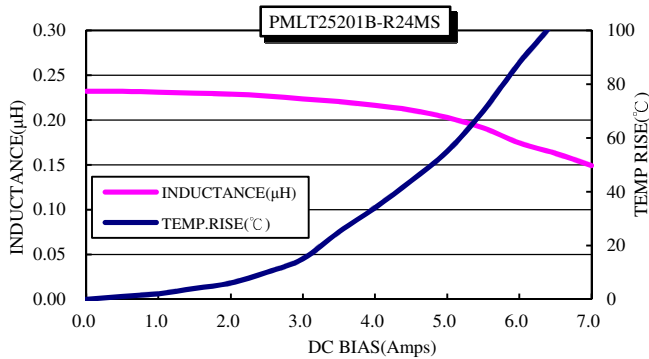
Note 4. : I_{sat} : DC current (A) that will cause Lo to drop approximately 30%

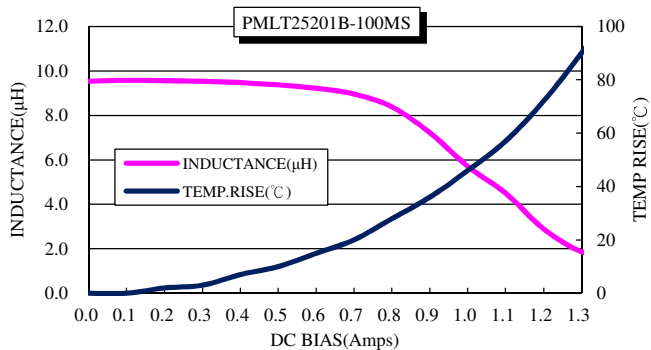
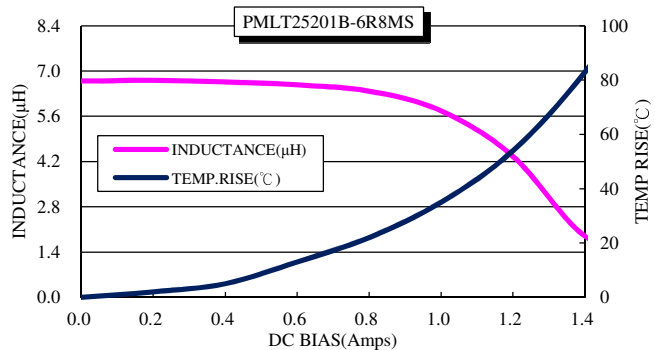
Note 5. : Operating Temperature Range -55°C to + 125°C

Note 6. : The part temperature (ambient + temp rise) should not exceed 125°C under worse case operating. Circuit design, component placement, PWB trace size and thickness, airflow and other cooling provision all affect the part temperature. Part temperature should be verified in the end application.

Note 7. : The rated current as listed is either the saturation current or the heating current depending on which value is lower.

Current Characteristic





X-ON Electronics

Largest Supplier of Electrical and Electronic Components

Click to view similar products for [cynotech](#) manufacturer:

Other Similar products are found below :

[HTQH25201T-1R0MSR](#) [PIFE32251B-1R0MS](#) [PIBRELLA](#) [CTLPADDLE40-01](#) [HTQH25201T-1R0MTR](#) [HMMQ20161T-1R5MDR](#)
[CTLBREAK-TCOBB40-01](#) [HTQH20161T-R47MSR](#) [PIFE25201T-R22MS](#) [LISIPAROIWHT-01](#) [WEATHERHAT-01](#) [USBPLU-BLACK-01](#)
[PCMC133E-R82MF](#) [LISIPAROIIR-01](#) [PIME104T-R36MS0R765](#) [TBL-1005-245-MA1](#) [MUN3C1HR6-FB](#) [MUN12AD06-SM](#) [RBPLU-](#)
[BLACK-PI3](#) [SDBPLU-BLACK-01](#) [PIFE25201T-R47MS](#) [PCMB104T-1R0MT](#) [PCMB104T-R22MS](#) [PIME104T-R68MS1R607](#)
[HMMQ25201T-1R0MSR](#) [MUN12AD01-SH](#) [PCSB20161T-1R0MS](#) [PCMB104T-1R5MS](#) [PCMB104T-150MS](#) [PMLT25201B-2R2MS](#)
[RL3720WT-R010-FNH](#) [MUN3CAD01-SC](#) [PCSB20161T-R47MS](#) [CMLE061E-2R2MS](#) [PMLT25201B-1R0MS](#) [TBL-1608-245-MA3](#)
[PCMB063T-4R7MS](#) [PCMB063T-R68MS](#) [PIFE32251B-2R2MS](#) [HTQH20160H-1R0MIR](#) [HTQH20160H-2R2MSR](#) [PCSB20161T-1R5MS](#)
[SDTM20161T-4R7MS](#) [PCSB25201T-1R5MS](#) [PIFE20161B-R47MS](#) [PST031T-100MS](#) [SDTM25201T-4R7MS](#) [PCMB063T-3R3MS](#)
[PCSB25201T-R47MS](#) [HTQH16080H-R47MSR](#)