


2A Series

Sealed Sub-Miniature Toggle Switches



2A
Toggle Switches



IP 67
ACCORDING TO
EN 60529:1991+A1:2001
IEC 60529:2001

UL US
E 187490

RoHS
compliant

Pb
lead-free

SPECIFICATIONS

CONTACT RATING: Dependent upon contact material

MECHANICAL LIFE: 30,000 make-and-break cycles.

CONTACT RESISTANCE: 20 mΩ max. initial @ 2-4VDC
100mA for both silver and gold plated contacts.

INSULATION RESISTANCE: 1,000 MΩ min.

DIELECTRIC STRENGTH: 1,000 Vrms min. @sea level.

OPERATING TEMPERATURE: -40°C to 85°C.

MATERIALS

CASE & BUSHING: Glass filled nylon 6/6, flame retardant,
heat stabilized (UL94v-0).

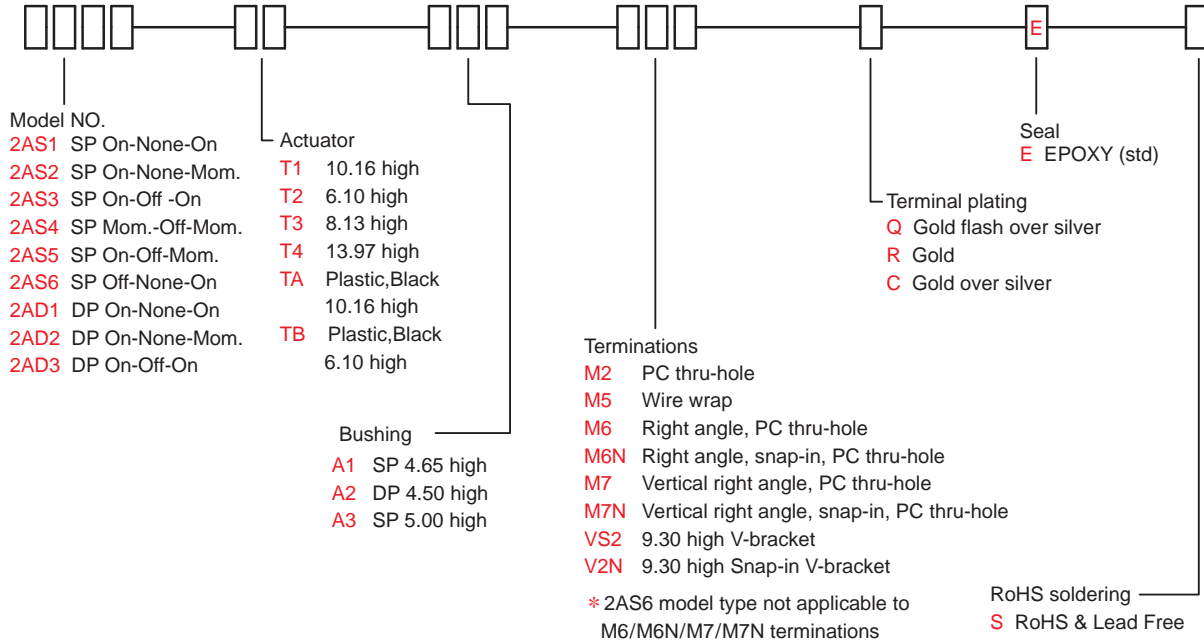
ACTUATOR: Brass, chrome plated, internal O-ring seal.
Standard for all actuators.

SWITCH SUPPORT: Brass, tin plated.

CONTACT / TERMINALS: Copper alloy with Silver or gold plated.

HOW TO ORDER

MODEL NO. ACTUATOR BUSHING TERMINATIONS TERMINAL PLATING SEAL RoHS SOLDERING



SWITCH FUNCTION

NO. POLES	UL/CSA MODEL NO.	MODEL NO.	SWITCH FUNCTION			CONNECTED TERMINALS / SCHEMATIC		
			POS.1	POS.2	POS.3	POS.1	POS.2	POS.3
SP	Q22A11	2AS1	ON	NONE	ON	2-3	N/A	2-1
	Q22A12	2AS2	ON	NONE	MOM			
	Q22A13	2AS3	ON	OFF	ON		OPEN	
	Q22A14	2AS4	MOM	OFF	MOM			
	Q22A15	2AS5	ON	OFF	MOM			
	Q22A16	2AS6	OFF	NONE	ON	OPEN	N/A	3-1
DP	Q22A21	2AD1	ON	NONE	ON	2-3,5-6	N/A	2-1,5-4
	Q22A22	2AD2	ON	NONE	MOM			
	Q22A23	2AD3	ON	OFF	ON		OPEN	

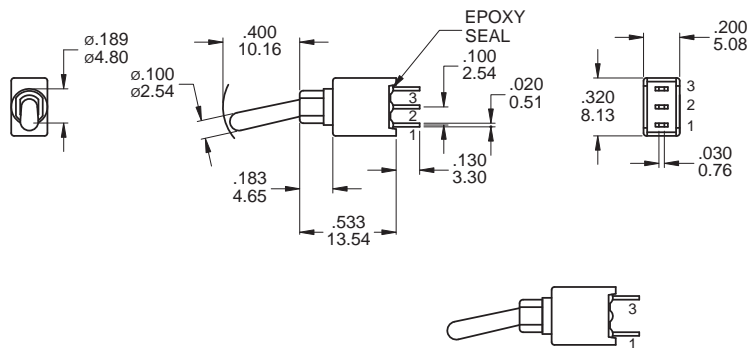
MOM=MOMENTARY



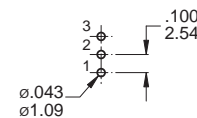
2A
Toggle Switches

POLE OPTIONS

M2



P.C. MOUNTING

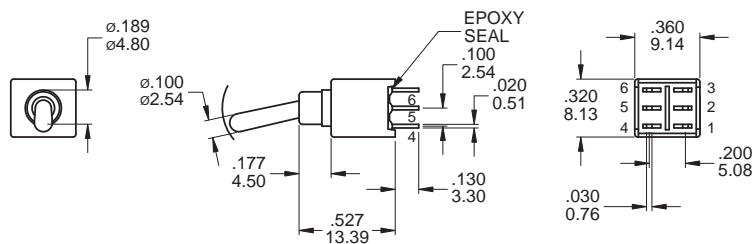


2AS6 Models : Omit 2nd terminal

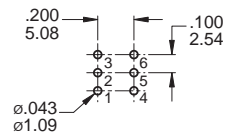
SPDT

Part No. Shown : 2AS1T1A1M2RES

M2



P.C. MOUNTING



DPDT

Part No. Shown : 2AD1T1A2M2QES

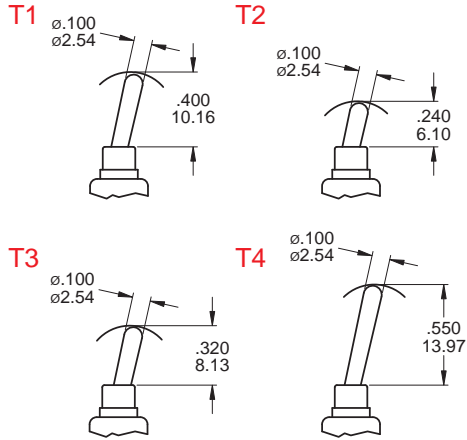
2A Series

Sealed Sub-Miniature Toggle Switches

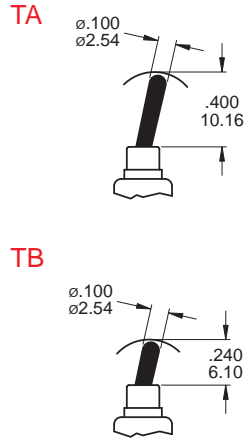


2A
Toggle Switches

ACTUATOR OPTIONS

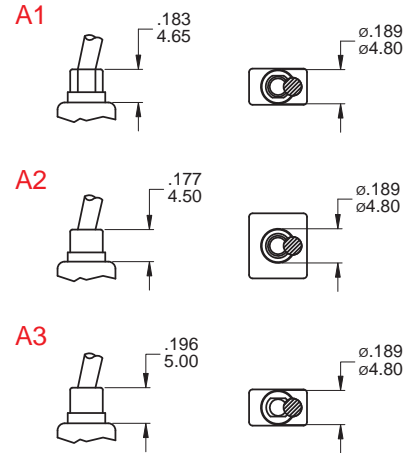


Actuator shown with A1 Bushing,
sub .020 (0.50) for A3 Bushing.



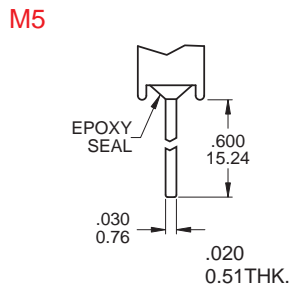
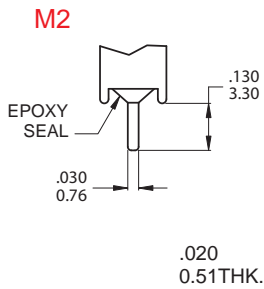
PLASTIC ACTUATOR

BUSHING OPTIONS



A1, A3 FOR SPDT / A2 FOR DPDT

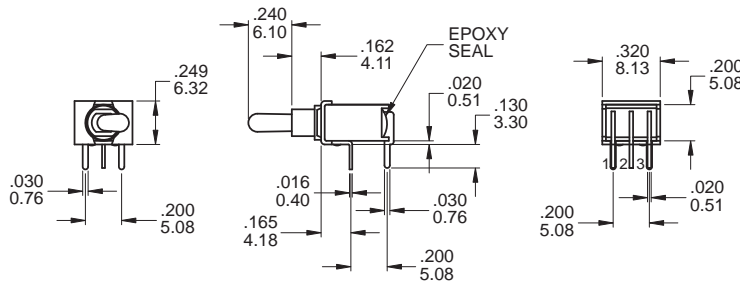

TERMINATION OPTIONS



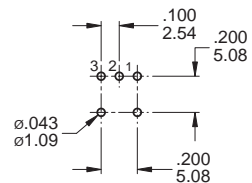
OTHER TERMINATION OPTIONS

- M6** Right angle P.C. Mount
- M6N** Right angle P.C. Mount
Snap-in bracket
- M7** Vertical right angle P.C. Mount
- M7N** Vertical right angle P.C. Mount
Snap-in bracket
- VS2** Vertical bracket P.C. Mount

M6



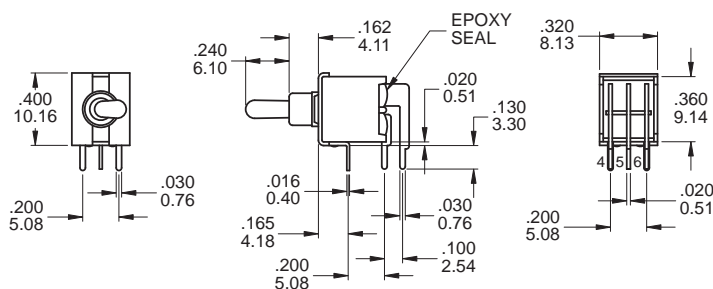

P.C. MOUNTING



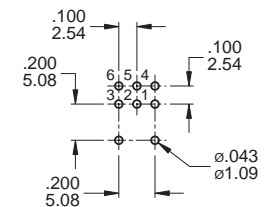
SPDT

Part No. Shown : 2AS1T2A1M6QES

M6



P.C. MOUNTING



DPDT

Part No. Shown : 2AD1T2A2M6RES

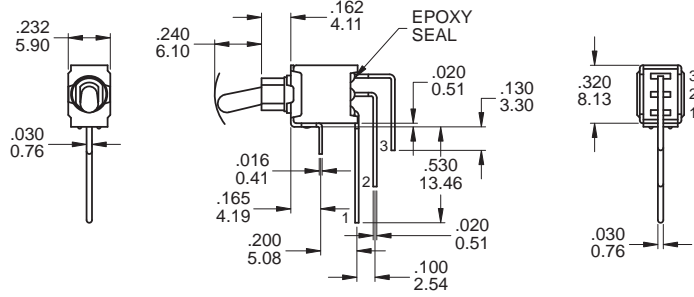

2A Series

Sealed Sub-Miniature Toggle Switches

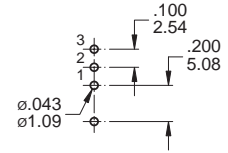


2A
Toggle Switches

M7



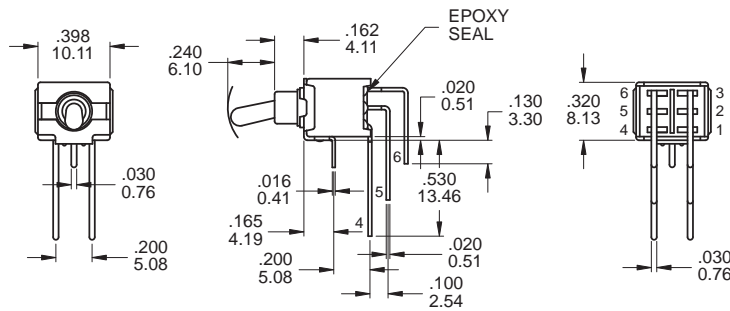

P.C. MOUNTING



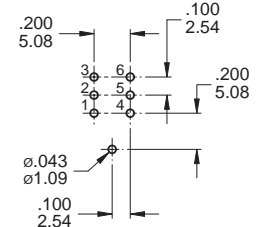
SPDT

Part No. Shown : 2AS1T2A1M7RES

M7



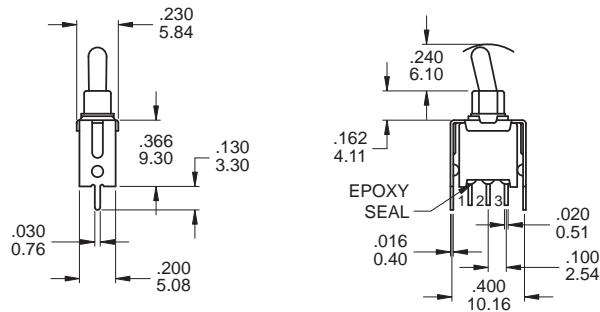
P.C. MOUNTING



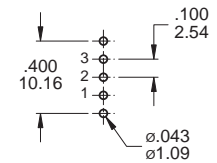
DPDT

Part No. Shown : 2AD1T2A2M7QES

VS2



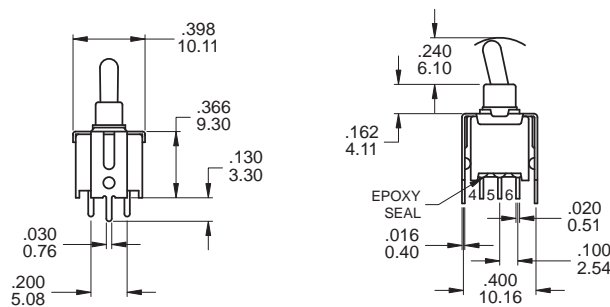
P.C. MOUNTING



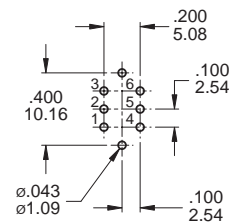
SPDT

Part No. Shown : 2AS1T2A1VS2RES

VS2



P.C. MOUNTING



DPDT

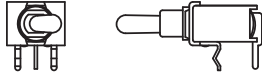
Part No. Shown : 2AD1T2A2VS2QES

2A Series

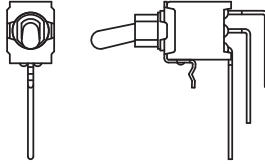
Sealed Sub-Miniature Toggle Switches

SNAP-IN TERMINATION OPTIONS

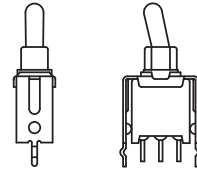
M6N



M7N



V2N



2A
Toggle Switches

CONTACT MATERIAL OPTIONS

	CONTACT PLATING	TERMINAL PLATING	RATINGS
Q	Silver	Q = Gold flash over silver	3 Amps with resistant load @ 120VAC or 28VDC
C	Gold over Silver	C = Gold over silver	1 Amps with resistant load @ 250VAC
R	Gold	R = Gold	0.4 Volt - Amps (VA) max. @ 20V max. (AC or DC)

SOLDERING PROCESSES

MANUAL SOLDERING: Use soldering iron of 30 watts, controlled at 350°C approximately 5 seconds while applying solder.

WAVE SOLDERING: Recommended Soldering Temperature: 270 ± 5°C

Duration of Solder Immersion: Max 5 sec. (PCB is 1.6mm in thickness)

X-ON Electronics

Largest Supplier of Electrical and Electronic Components

Click to view similar products for [Toggle Switches](#) category:

Click to view products by [Dailywell](#) manufacturer:

Other Similar products are found below :

[8928K478](#) [8951K3310](#) [8956K1283](#) [8956K1285](#) [8956K1286](#) [8956K1287](#) [8961K155](#) [8A1-C-222](#) [020017-13](#) [0090-0001](#) [0121-0015](#) [CS115W](#)
[CS120W](#) [CS1223GY](#) [CS215I](#) [CS8275](#) [637H/25](#) [7101SPDV30BE](#) [7103SDV30BE](#) [7105D](#) [7108P3YAV2BE](#) [71YY50282](#) [7209SY9AQE](#)
[7209SYCBE](#) [7300K36](#) [7301SS24484](#) [7303KZQE](#) [7306K36](#) [7503K21](#) [7565K6](#) [7595K6](#) [7660K12](#) [7704K3](#) [8391K108](#) [8811K17](#) [8825K5](#)
[8835K3](#) [8858K44](#) [8E4011](#) [1202W](#) [A201SCWZB04](#) [A207SYCB04](#) [A208J61ZQ0004](#) [A221T1TCQ](#) [A323S1CWZQ](#) [1201W](#) [1203W](#)
[12149A-3V](#) [12156AX408](#) [1221W](#)