


2M Series

Sub-Miniature Toggle Switches



2M
Toggle Switches



SPECIFICATIONS

CONTACT RATING: Dependent upon contact material See Page 29.

MECHANICAL LIFE: 30,000 make-and-break cycles.

CONTACT RESISTANCE: 20 mΩ max. initial @ 2-4VDC
100mA for both silver and gold plated contacts.

INSULATION RESISTANCE: 1,000 MΩ min.

DIELECTRIC STRENGTH: 1,000 Vrms min. @ sea level.

OPERATING TEMPERATURE: -40°C to 85°C.

MATERIALS

CASE: Diallyl phthalate (DAP) (UL94v-0).

ACTUATOR: Brass, chrome plated.

BUSHING: Brass or zinc, nickel plated.

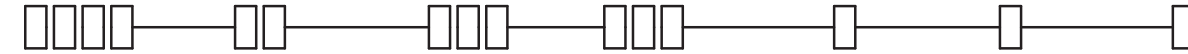
HOUSING: Stainless Steel.

SWITCH SUPPORT: Brass, tin plated.

TERMINAL/CONTACT: Brass or copper alloy, with Silver or gold plated. (See Page 29)

HOW TO ORDER

MODEL NO. ACTUATOR BUSHING TERMINATIONS TERMINAL PLATING SEAL RoHS SOLDERING



Model NO.

- 2MS1 SP ON-NONE-ON
- 2MS2 SP ON-NONE-(ON)
- 2MS3 SP ON-OFF-ON
- 2MS4 SP (ON)-OFF-(ON)
- 2MS5 SP ON-OFF-(ON)
- 2MS6 SP OFF-NONE-ON
- 2MD1 DP ON-NONE-ON
- 2MD2 DP ON-NONE-(ON)
- 2MD3 DP ON-OFF-ON
- 2MD6 DP ON- ON -ON.

Actuator

- T1 9.40 high
- T2 5.33 high
- T3 7.37 high
- T4 10.41 high
- T5 5.59 high
- TL1 Locking lever
16.00 high
- TL2 Locking lever
16.26 high

Bushing

- B1 5.59 high, flat (thd)
- B2 5.59 high, flat (non-thd)
- B3 5.59 high, keyway (thd)
- B4 5.59 high, keyway (non-thd)
- B5 7.87 high, flat (thd)
- B6 7.87 high, flat (non-thd)
- B7 6.60 high, keyway (thd)
- B8 6.60 high, keyway (non-thd)
- B25 8.00 high, keyway, locking lever (thd)

Terminations

- M1 Solder Lug
- M2 PC thru-hole
- M51 15.24 high, wire wrap
- M52 6.00 high, wire wrap
- M6 Right angle, PC thru-hole
- M6N Right angle, snap-in, PC thru-hole
- M7 Vertical right angle, PC thru-hole
- M7N Vertical right angle, snap-in, PC thru-hole
- VS2 V-bracket
- V2N Snap-in V-bracket
- VS3 V-bracket
- V3N Snap-in V-bracket

* 2MS6 model type not applicable to
M6/M6N/M7/M7N terminations

Terminal plating

- Q Silver
- R Gold
- C Gold over silver

Seal

- E EPOXY (std)
- N NO EPOXY

RoHS soldering

- S RoHS & Lead Free

SWITCH FUNCTION

NO. POLES	UL/CSA MODEL NO.	MODEL NO.	SWITCH FUNCTION			CONNECTED TERMINALS / SCHEMATIC		
			POS.1	POS.2	POS.3	POS.1	POS.2	POS.3
SP	Q2211	2MS1	ON	NONE	ON	2-3	N/A	2-1
	Q2212	2MS2	ON	NONE	(ON)			
	Q2213	2MS3	ON	OFF	ON		OPEN	
	Q2214	2MS4	(ON)	OFF	(ON)			
	Q2215	2MS5	ON	OFF	(ON)	OPEN	N/A	3-1
	Q2216	2MS6	OFF	NONE	ON			
DP	Q2221	2MD1	ON	NONE	ON	2-3,5-6	N/A	2-1,5-4
	Q2222	2MD2	ON	NONE	(ON)			
	Q2223	2MD3	ON	OFF	ON		OPEN	
	Q2226	2MD6	ON	ON	ON			

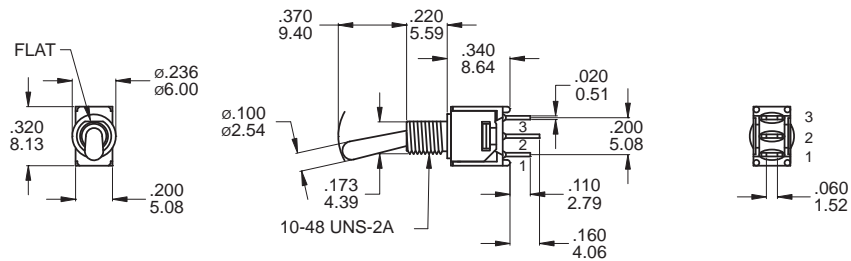
()=MOMENTARY

▲ Please check the availability in advance before order



2M
Toggle Switches

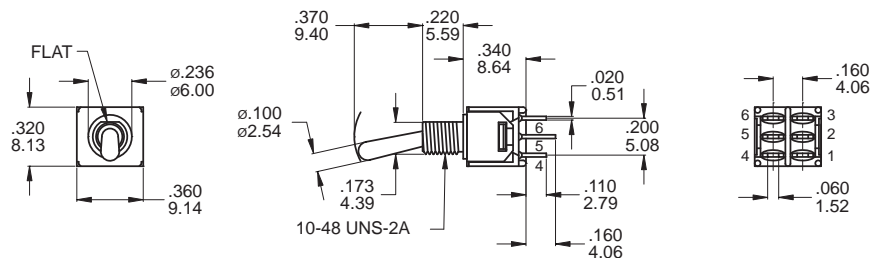
POLE OPTIONS



SPDT

2MS6 Models : Omit 2nd terminal

Part No. Shown : 2MS1T1B1M1QES



DPDT

Part No. Shown : 2MD1T1B1M1RES

2M Series

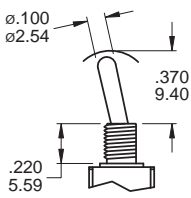
Sub-Miniature Toggle Switches

ACTUATOR OPTIONS

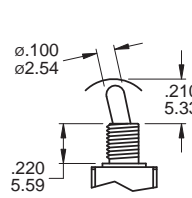


2M Toggle Switches

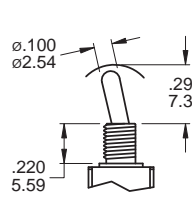
T1



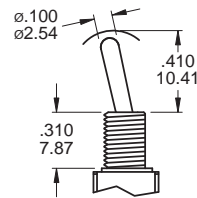
T2



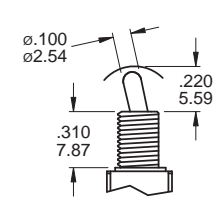
T3



T4

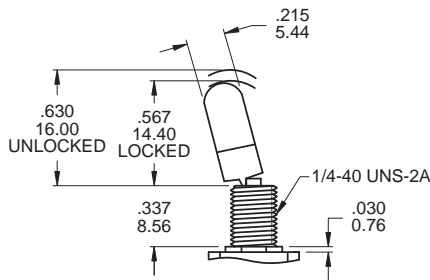


T5

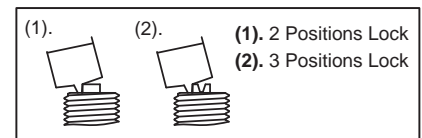
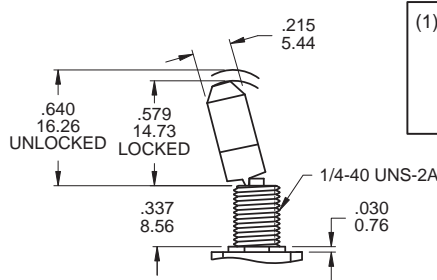


NONE: T1,T2,T3 Actuator shown with B1 to B4 bushing, subtract 0.09 (2.29) for B5 bushing, subtract 0.04 (1.02) for B7 bushing.
 T4,T5 Actuator shown with B5,B6 bushing, add 0.09 (2.29) for B1 to B3 bushing, add 0.05 (1.27) for B7 bushing.
 Std for M1,M2 Terminal sub .016(.040) for M6,M7,VSX

TL1B25

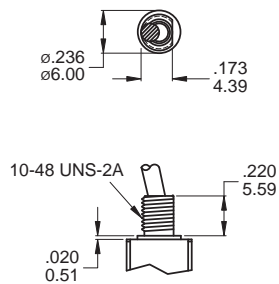


TL2B25

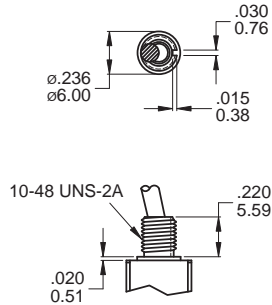


BUSHING OPTIONS

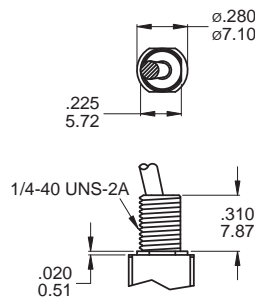
B1 THD
B2 NON-THD



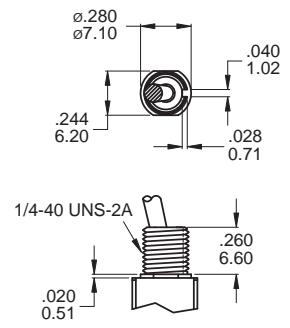
B3 THD
B4 NON-THD



B5 THD
B6 NON-THD

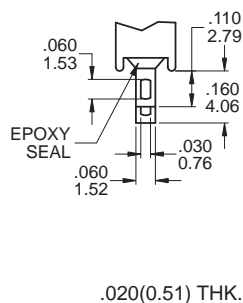


B7 THD
B8 NON-THD

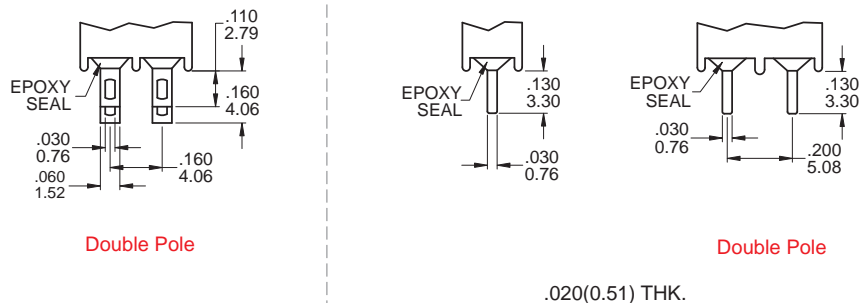


TERMINATION OPTIONS

M1 Solder lug



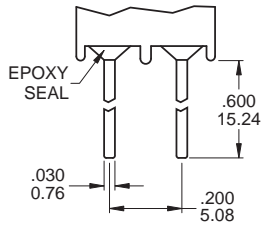
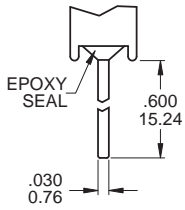
M2 PC Thru-hole





2M
Toggle Switches

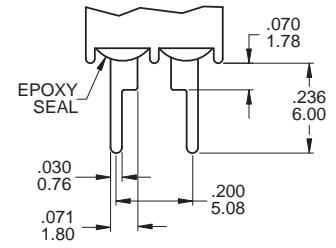
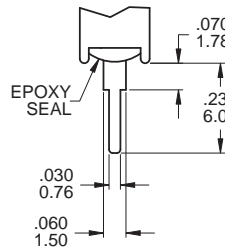
M51 Wire Wrap



Double Pole

.020(0.51) THK.

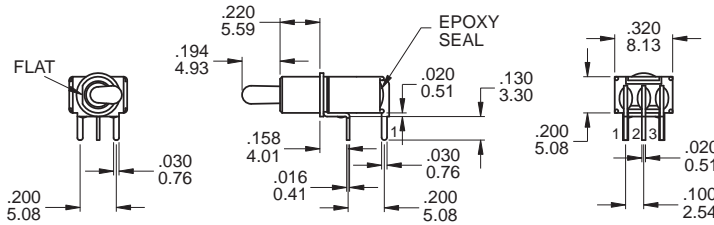
M52 Wire Wrap



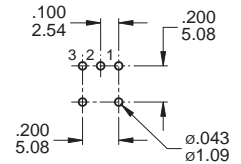
Double Pole

.020(0.51) THK.

M6

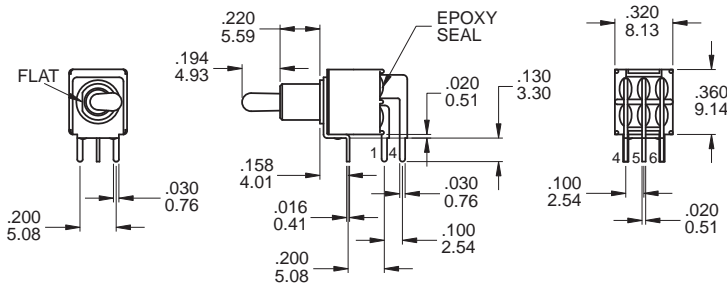


P.C. MOUNTING

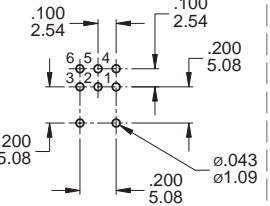


Part No. Shown : 2MS1T2B2M6RES

M6

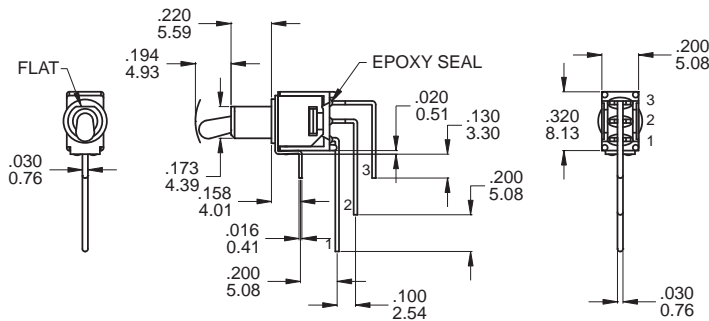


P.C. MOUNTING

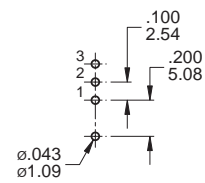


Part No. Shown : 2MD1T2B2M6QES

M7



P.C. MOUNTING



Part No. Shown : 2MS1T2B2M7RES

SPDT

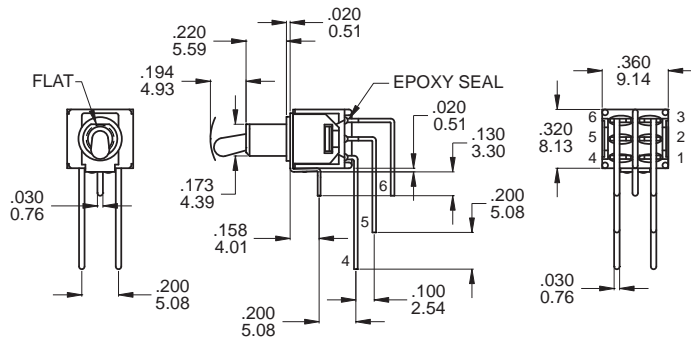

2M Series

Sub-Miniature Toggle Switches

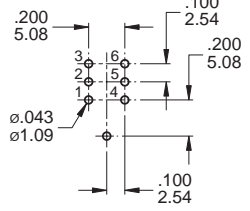


2M
Toggle Switches

M7



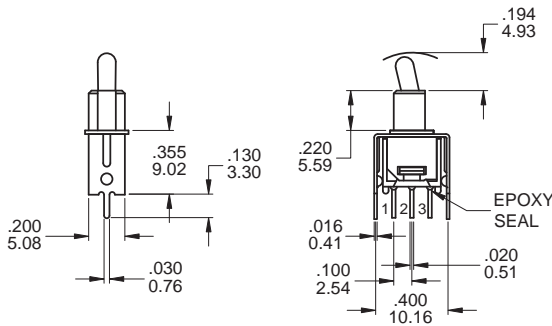
P.C. MOUNTING



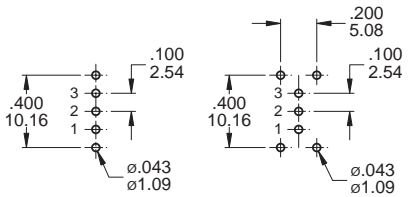
DPDT

Part No. Shown : 2MD1T2B2M7RES

VS2 - VS3



P.C. MOUNTING



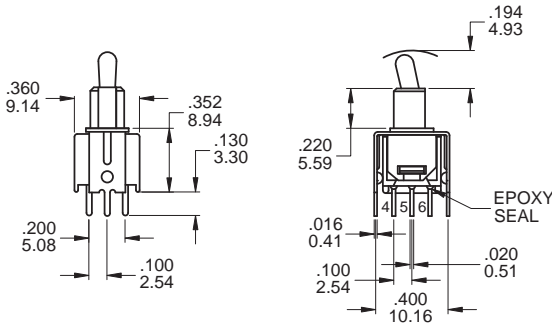
VS2

VS3

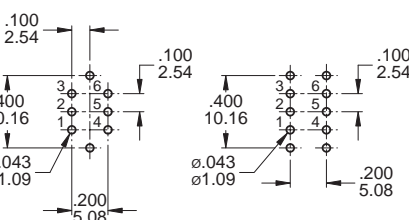
SPDT

Part No. Shown : 2MS1T2B2VS2QES

VS2 - VS3



P.C. MOUNTING



VS2

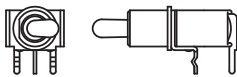
VS3

DPDT

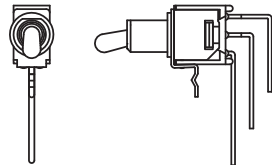
Part No. Shown : 2MD1T2B2VS2QES

SNAP-IN TERMINATION OPTIONS

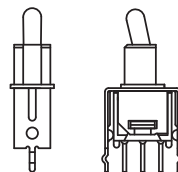
M6N



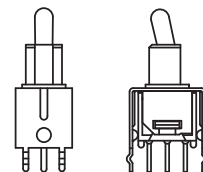
M7N



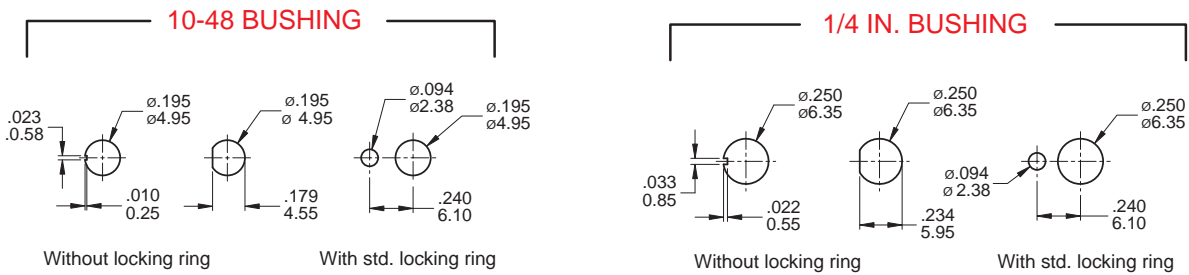
V2N



V3N

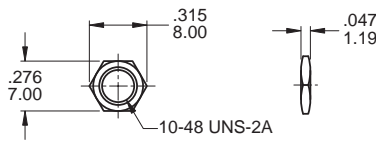


PANEL MOUNTING



HARDWARE

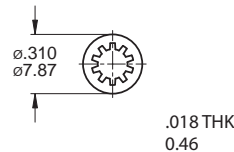
10-48 NUT



MNU-2M01

Supplied standard with B1 / B3 bushing

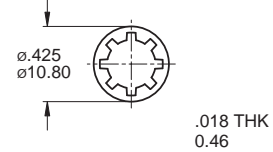
LOCKWASHER



MNU-2M03

Supplied standard with B1 / B3 bushing

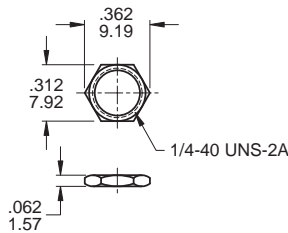
LOCKWASHER



MNU-1M03

Supplied standard with B5 / B7 bushing

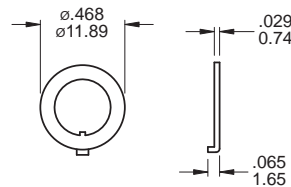
1/4 NUT



MNU-1M01A

Supplied standard with B5 / B7 bushing

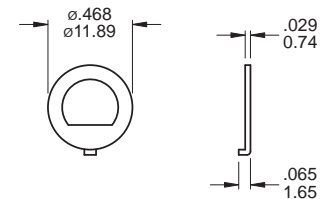
LOCKING RING



MNU-1M02

Supplied standard with B7 bushing

LOCKING RING



MNU-1M11

Supplied standard with B5 bushing

CONTACT MATERIAL OPTIONS

	CONTACT PLATING	TERMINAL PLATING	RATINGS
Q	Silver	Silver	3 Amps with resistant load @ 120VAC or 28VDC 1 Amps with resistant load @ 250VAC
C	Gold over Silver	Gold over silver	
R	Gold	Gold	0.4 Volt - Amps (VA) max. @ 20V max. (AC or DC)

SOLDERING PROCESSES

MANUAL SOLDERING: Use soldering iron of 30 watts, controlled at 350°C approximately 5 seconds while applying solder.

WAVE SOLDERING: Recommended Soldering Temperature: 270 ± 5°C

Duration of Solder Immersion: Max 5 sec. (PCB is 1.6mm in thickness)

X-ON Electronics

Largest Supplier of Electrical and Electronic Components

Click to view similar products for [Toggle Switches](#) category:

Click to view products by [Dailywell](#) manufacturer:

Other Similar products are found below :

[8928K478](#) [8A1-C-222](#) [020017-13](#) [60012L](#) [6006L](#) [CS115W](#) [CS120W](#) [6663](#) [7101SPDV30BE](#) [7103SDV30BE](#) [7105D](#) [7108P3YAV2BE](#)
[71YY50282](#) [7300K36](#) [7301K38](#) [7306K36](#) [7310K36](#) [7506K4](#) [7592K6](#) [7660K12](#) [7691K14](#) [8391K108](#) [8396K108](#) [8812K14](#) [8824K14](#)
[8828K13](#) [8835K3](#) [8858K44](#) [PS83-121G](#) [1-1825192-0](#) [A201SCWZB04](#) [A207SYCB04](#) [A208J61ZQ0004](#) [A221T1TCQ](#) [A323S1CWZQ](#)
[A423S1CWZG-M8](#) [1201W](#) [12156AX408](#) [12147AGKX679](#) [12246X778](#) [12TW49-3D](#) [130312](#) [13037L](#) [13001X](#) [AE101MD1W4B04](#)
[AE208SD1W4B04](#) [MS24659-22D](#) [MS27407-5](#) [1520230-9](#) [1520231-1](#)