

5F Series

Sub-Miniature Slide Switches

SPECIFICATIONS

CONTACT RATING: Dependent upon contact material See Page 89.

MECHANICAL LIFE: 30,000 make-and-break cycles.

CONTACT RESISTANCE: 20 mΩ max. initial @ 2-4VDC
100mA for both silver and gold plated contacts.

INSULATION RESISTANCE: 1,000 MΩ min.

DIELECTRIC STRENGTH: 1,000 Vrms min. @sea level.

OPERATING TEMPERATURE: -40°C to 85°C.(std)
-30°C to 85°C.(SMT)

MATERIALS


CASE: Diallyl phthalate (DAP) (UL94v-0).

HOUSING: Stainless steel or phosphor bronze,tin plated.

ACTUATOR: Nylon,black std.

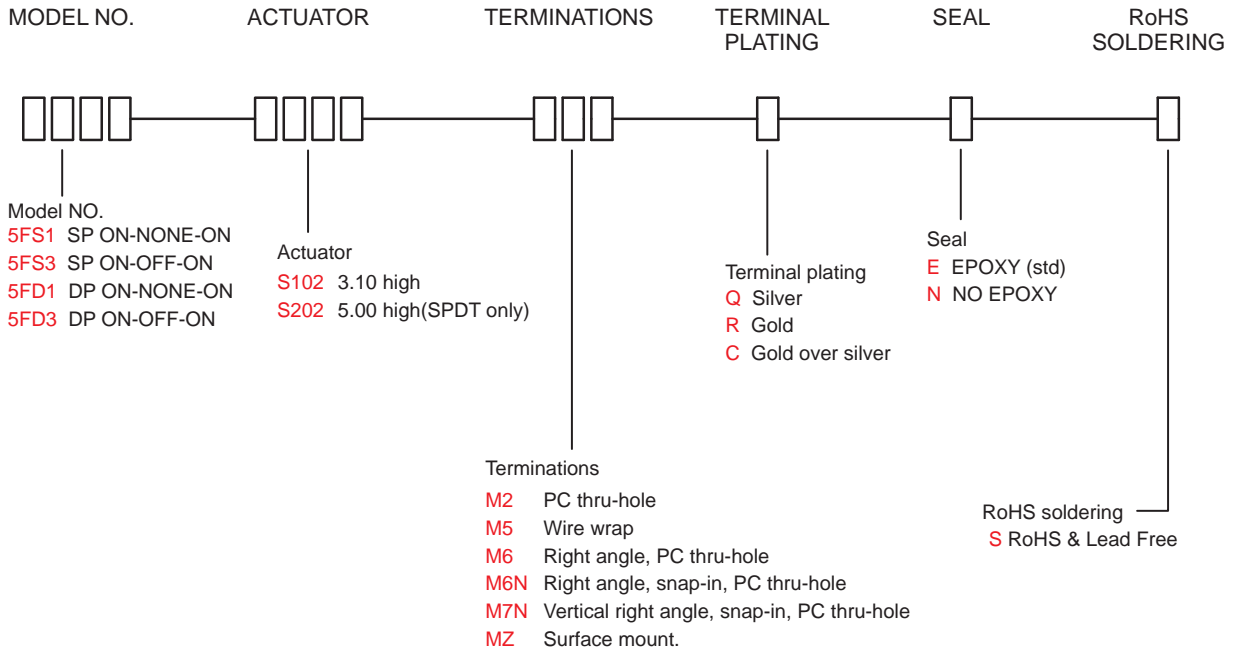
CONTACT: Brass or copper alloy,with silver or gold plated.

TERMINALS: Copper alloy,with silver and gold plated.
(See Page 89)



5F
Slide Switches


HOW TO ORDER

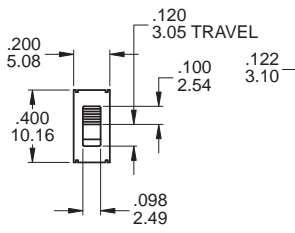


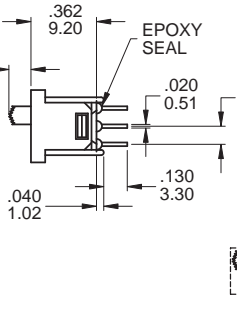
SWITCH FUNCTION

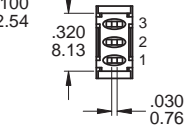
NO. POLES	UL/CSA MODEL NO.	MODEL NO.	SWITCH FUNCTION			CONNECTED TERMINALS / SCHEMATIC		
			POS.1	POS.2	POS.3	POS.1	POS.2	POS.3
SP	Q2511	5FS1	ON	NONE	ON	2-1	N/A	2-3
	Q2513	5FS3	ON	OFF	ON		OPEN	
DP	Q2521	5FD1	ON	NONE	ON	2-1,5-4	N/A	2-3,5-6
	Q2523	5FD3	ON	OFF	ON		OPEN	

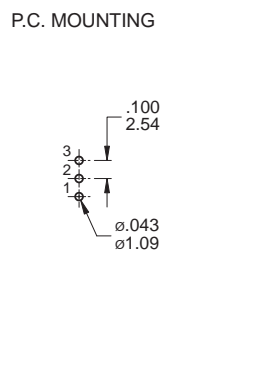
POLE OPTIONS








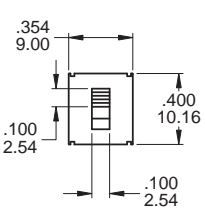


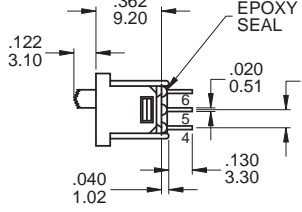


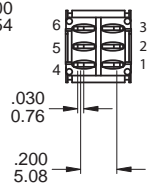
SPDT Part No. Shown : 5FS1S102M2QES

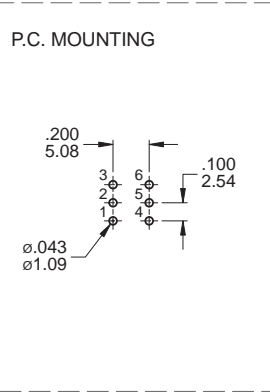
Waterproof transparent cover







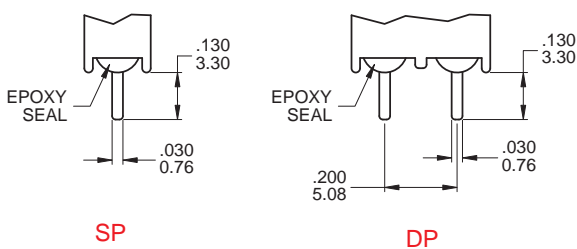




DPDT Part No. Shown : 5FD1S102M2QES

TERMINATION OPTIONS

M2 PC Thru-hole



OTHER TERMINATION OPTIONS

- M6** Right angle P.C. Mount
- M6N** Snap-in, Right angle P.C. Mount



5F Slide Switches

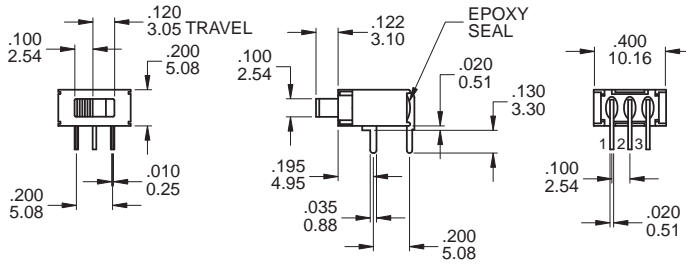
5F Series

Sub-Miniature Slide Switches

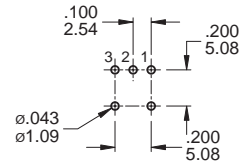


5F
Slide Switches

M6

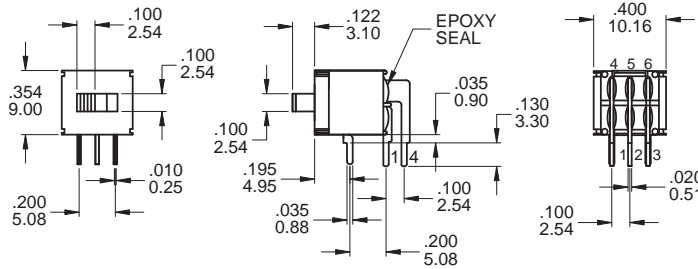



P.C. MOUNTING

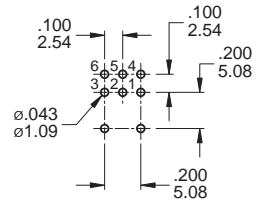


Part No. Shown : 5FS1S102M6QES

M6



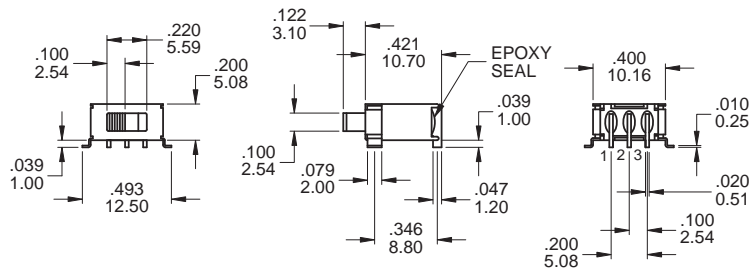
P.C. MOUNTING



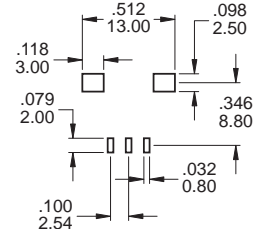
Part No. Shown : 5FD1S102M6RES

DPDT

MZ



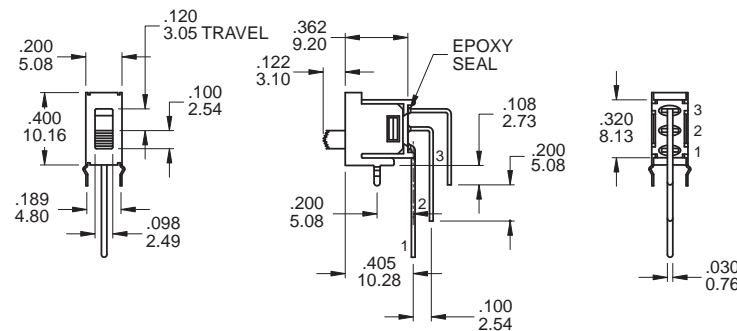
P.C. MOUNTING



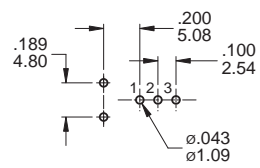
Part No. Shown : 5FS1S102MZRES

SPDT

M7N



P.C. MOUNTING

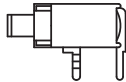


Part No. Shown : 5FS1S102M7NRES

SPDT Only

SNAP-IN TERMINATION OPTIONS

M6N



CONTACT MATERIAL OPTIONS

	CONTACT PLATING	TERMINAL PLATING	RATINGS
Q	Silver	Silver	3 Amps with resistant load @ 120VAC or 28VDC 1 Amps with resistant load @ 250VAC
C	Gold over Silver	Gold over silver	
R	Gold	Gold	0.4 Volt - Amps (VA) max. @ 20V max. (AC or DC)

SOLDERING PROCESSES

MANUAL SOLDERING: Use soldering iron of 30 watts, controlled at 350°C approximately 5 seconds while applying solder.

WAVE SOLDERING: Recommended Soldering Temperature: 270 ± 5°C
Duration of Solder Immersion: Max 5 sec. (PCB is 1.6mm in thickness)



5F
Slide Switches

X-ON Electronics

Largest Supplier of Electrical and Electronic Components

Click to view similar products for [Slide Switches](#) category:

Click to view products by [Dailywell](#) manufacturer:

Other Similar products are found below :

[6-1437581-1](#) [M43R](#) [MHS123K15D](#) [MHS133K](#) [MMD](#) [MSS12A](#) [1825074-1](#) [1825160-3](#) [1825167-2](#) [1825289-7](#) [K232CB](#) [25139NLDB](#)
[25449NAH](#) [SLB1240R45](#) [1825078-1](#) [1825080-4](#) [1825269-1](#) [1825270-2](#) [STS141RA04](#) [T2215BEN506](#) [GH46P000001](#) [GH49P010001](#)
[M42A](#) [AYZ0202AG](#) [L203091MS02Q](#) [4-1437581-7](#) [48BFSP3M2QT](#) [1101M1S3ZB8E2](#) [1-1437581-1](#) [EG1218REDACTUATOR](#)
[MSS2225G04](#) [MSS42G](#) [T105S1CWZBE](#) [SLB124145](#) [SLB1280R5](#) [TG39W000050](#) [25149NAH](#) [25439NAH](#) [25436NAH6](#) [TG36Y000050](#)
[NK236X693](#) [SL-1211C1B8](#) [46204LRX](#) [1977143-4](#) [1977144-4](#) [HASS0194](#) [JS0001](#) [SSJ12R04](#) [880092](#) [GR5-1323-0800](#)