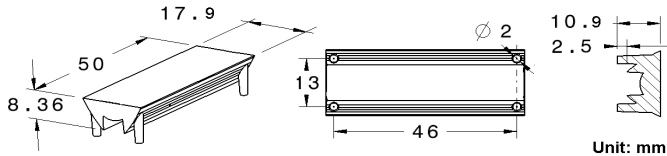


FEATURES AND PATTERN


www.dbmlighting.com

RECTANGULAR LENS - 15° HALF ANGLE - Part number C-003

Lens Reference	DBM17A-15F-L100W-1
Tested with LED	Citizen Orion CL-L100 Cool White
LED Flux vendor data	245 Lumens at 350 mA and Ta=25°C
HAD*	15 deg
Curve Type	FLAT
Lens Material	PMMA HT
Operating temperature	-40°C+110°C



*HAD = Half Angle Divergence



OPTICAL EFFICIENCY

LED Flux*: 210 Lumens

Collected Flux*: 191 lumens

Collection Efficiency : 91%

*Ta=25°C, 350mA, Captured view: (-90°;+90°) horizontal and vertical. Measurements of the Led and Led+Lens done in the same conditions.

OUTPUT DISTRIBUTION

-Driving Current: 350 mA

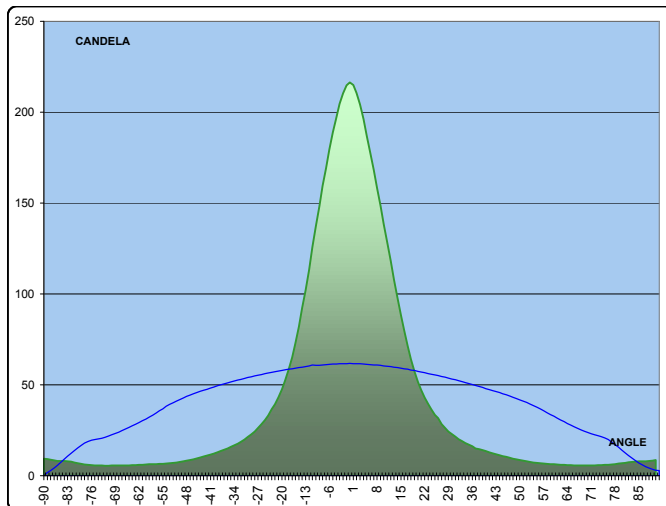
-LED without lens:

-Ta= 25°C

-LED + LENS:

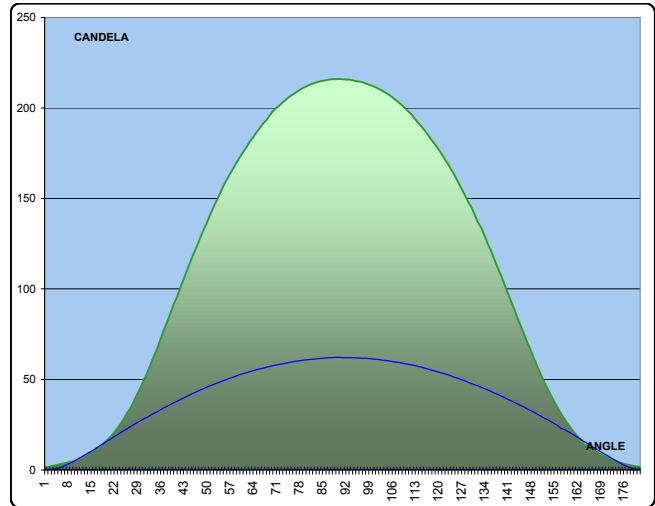
VERTICAL DISTRIBUTION

CARTESIAN GRAPHIC



HORIZONTAL DISTRIBUTION

CARTESIAN GRAPHIC



ILLUMINANCE

LED + LENS lab measurement

-Driving Current: 350 mA

-Ta= 25°C

IN AXIS ILLUMINANCE VALUES AT VARIOUS DISTANCES

RANGE	1.0 m	2.0 m	3.0 m
ILLUMINANCE	216 Lux	54 Lux	24 Lux
MULTIPLICATOR RATE LED+LENS / LED ONLY	3.4 X		

X-ON Electronics

Largest Supplier of Electrical and Electronic Components

Click to view similar products for [LED Lighting Lenses](#) category:

Click to view products by [DBM Optix](#) manufacturer:

Other Similar products are found below :

[LL01ED-AK40L06](#) [LL01ZZ-EX25L06-M2](#) [180182-0000](#) [LL01ED-ALI55R49](#) [C14707_IDA16-O](#) [C12231_LENA-FRESNEL-LENS](#)
[LL01ED-AKY24R49](#) [LL01CR-AYG15R49](#) [LL01CR-OT32L06-M2](#) [LL01ZZ-AAA24L49](#) [LL01CR-CEN38L02](#) [LL01ZZ-AAA55L49](#)
[LL01CR-AYG24R49](#) [LL01A00CZMB2-M2](#) [LL01ED-AKY38R49](#) [LL01CR-CNE2545L06-M2](#) [LL01ZZ-AAA38L49](#) [LL01ED-AKV36R49](#)
[LL01ED-ALI24R49](#) [LL01CR-AYG38R49](#) [C17171_DAISSY-8X1-SHD-MATT](#) [F16859_LINDA-ZT25](#) [C17295_ILONA-ZOOM](#)
[F16636_LINDA-W60](#) [C17362_DAISSY-7X1-W-D](#) [C16871_DAISSY-7X1-W](#) [10003](#) [10003/15](#) [10048](#) [10049](#) [10108](#) [10510](#)
[F14487_FLORENCE-1R-MAXI-WG](#) [12667](#) [C14165_STRADA-2X2-ME-WIDE2](#) [C14605_HB-2X2-RW](#) [C14642_FLORENCE-1R-UP](#)
[FCX11157_RES-O-90](#) [FC2231-0000-0050-L](#) [FC2231-0000-0100-L](#) [C14116_STRADA-2X2-PX](#) [95-0931](#) [C15800_MOLLY-S](#)
[C15802_MOLLY-W](#) [F15523_LINNEA-90](#) [C16503_STRADELLA-16-T3](#) [C15430_STRADELLA-16-HB-S](#) [C15432_STRADELLA-16-HB-W](#)
[F15861_LINNEA-ZT25](#) [C13235_SATU-W](#)