



DC COMPONENTS CO., LTD.

RECTIFIER SPECIALISTS

15SQ030
THRU
15SQ100

TECHNICAL SPECIFICATIONS OF SCHOTTKY BARRIER RECTIFIER

VOLTAGE RANGE - 30 to 100 Volts

CURRENT - 15 Amperes

FEATURES

- * Low power loss
- * Low forward voltage
- * High current capability
- * High efficiency
- * High surge capability
- * Guard ring for transient protection
- * For use in low voltage, high frequency inverters, free wheeling, and polarity protection applications

MECHANICAL DATA

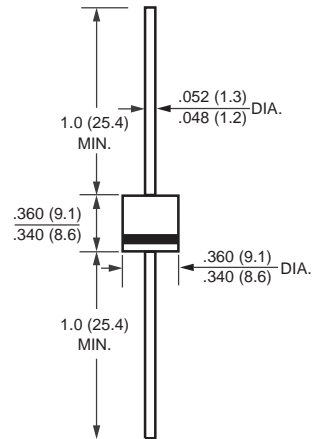
- * Case: Molded plastic
- * Epoxy: UL 94V-0 rate flame retardant
- * Lead: MIL-STD-202E, Method 208 guaranteed
- * Polarity: Color band denotes cathode end
- * Mounting position: Any
- * Weight: 2.08 gram

MAXIMUM RATINGS AND ELECTRICAL CHARACTERISTICS

Ratings at 25°C ambient temperature unless otherwise specified.
Single phase, half wave, 60Hz, resistive or inductive load.
For capacitive load, derate current by 20%.



R-6



Dimensions in inches and (millimeters)

	SYMBOL	15SQ030	15SQ035	15SQ040	15SQ045	15SQ050	15SQ060	15SQ080	15SQ100	UNITS	
Maximum Recurrent Peak Reverse Voltage	V _{RRM}	30	35	40	45	50	60	80	100	Volts	
Maximum RMS Voltage	V _{RMS}	21	24.5	28	31.5	35	42	56	70	Volts	
Maximum DC Blocking Voltage	V _{DC}	30	35	40	45	50	60	80	100	Volts	
Maximum Average Forward Rectified Current .375*(9.5mm) lead length	I _D	15								Amps	
Peak Forward Surge Current 8.3 ms single half sine-wave superimposed on rated load (JEDEC Method)	I _{FSM}	275								Amps	
Maximum Instantaneous Forward Voltage at 15A DC	V _F	.55			.70		.80			Volts	
Maximum DC Reverse Current at Rated DC Blocking Voltage	@ T _A = 25°C	0.5									mAmps
	@ T _A = 100°C	50									
Typical Thermal Resistance (Note 1)	R _{θJC}	3.5									°C/W
Typical Junction Capacitance (Note 2)	C _J	450									pF
Storage and Operating Temperature Range	T _J , T _{STG}	-55 to +200									°C

- NOTES : 1. Thermal Resistance Junction to case.
2. Measured at 1 MHz and applied reverse voltage of 4.0 volts.

RATING AND CHARACTERISTIC CURVES (15SQ030 THRU 15SQ100)

FIG. 1 - TYPICAL FORWARD CURRENT DERATING CURVE

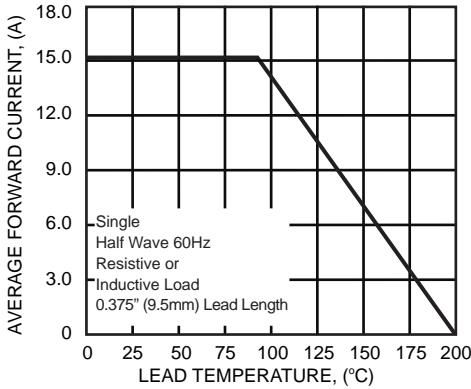


FIG. 2 - TYPICAL INSTANTANEOUS FORWARD CHARACTERISTICS

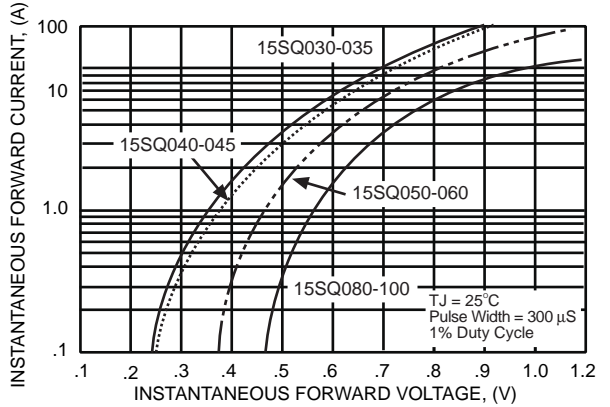


FIG. 3 - TYPICAL REVERSE CHARACTERISTICS

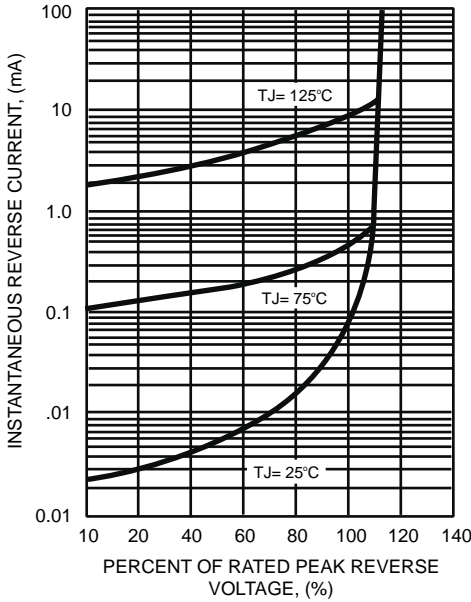


FIG. 4 - MAXIMUM NON-REPETITIVE PEAK FORWARD SURGE CURRENT

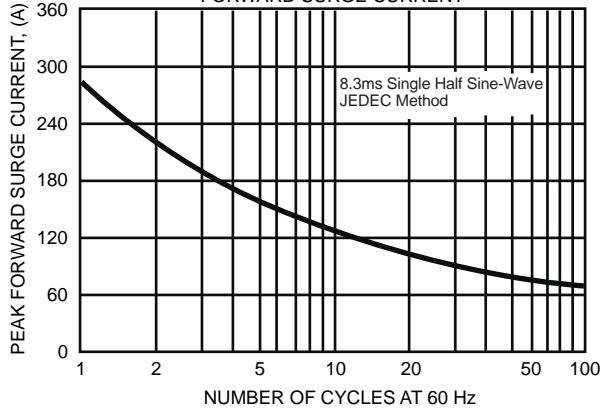
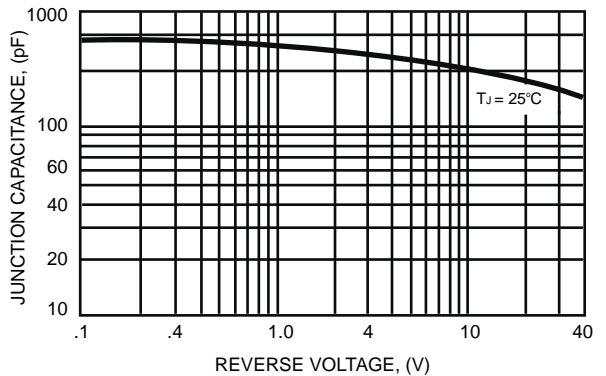


FIG. 5 - TYPICAL JUNCTION CAPACITANCE



X-ON Electronics

Largest Supplier of Electrical and Electronic Components

Click to view similar products for [Schottky Diodes & Rectifiers](#) category:

Click to view products by [DC Components](#) manufacturer:

Other Similar products are found below :

[MA4E2039](#) [D1FH3-5063](#) [MBR10100CT-BP](#) [MBR1545CT](#) [MMBD301M3T5G](#) [RB160M-50TR](#) [RB551V-30](#) [BAS16E6433HTMA1](#) [BAS3010S-02LRH](#) [E6327](#) [BAT 54-02LRH](#) [E6327](#) [NSR05F40QNXT5G](#) [NSVR05F40NXT5G](#) [NTE555](#) [JANS1N6640](#) [SB07-03C-TB-H](#) [SK310-T](#) [SK32A-LTP](#) [SK33A-TP](#) [SK34B-TP](#) [SS3003CH-TL-E](#) [GA01SHT18](#) [CRS10I30A\(TE85L,QM](#) [MA4E2501L-1290](#) [MBRB30H30CT-1G](#) [SB007-03C-TB-E](#) [SB10015M-TL-E](#) [SB1003M3-TL-E](#) [SK154-TP](#) [SK32A-TP](#) [SK33B-TP](#) [SK35A-TP](#) [SK38B-TP](#) [NRVBM120LT1G](#) [NTE505](#) [NTSB30U100CT-1G](#) [SS15E-TP](#) [VS-6CWQ10FNHM3](#) [ACDBA1100LR-HF](#) [ACDBA1200-HF](#) [ACDBA140-HF](#) [ACDBA2100-HF](#) [ACDBA240-HF](#) [ACDBA3100-HF](#) [CDBQC0530L-HF](#) [CDBQC0240LR-HF](#) [BAT6202VH6327XTSA1](#) [ACDBA340-HF](#) [ACDBA260LR-HF](#) [ACDBA1100-HF](#) [SK310B-TP](#)