



DC COMPONENTS CO., LTD.

RECTIFIER SPECIALISTS

1N5920B
THRU
1N5956B

TECHNICAL SPECIFICATIONS OF GLASS PASSIVATED JUNCTION ZENER DIODES
VOLTAGE RANGE - 6.2 to 200 Volts POWER - 1.5 Watts

FEATURES

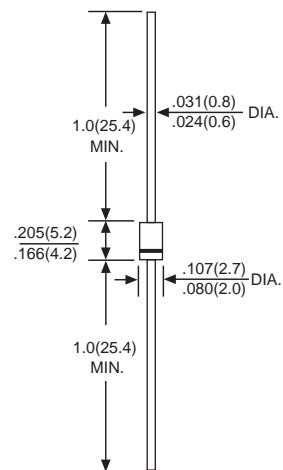
- * Voltage Range: 6.2V to 200V
- * Low leakage
- * Low inductance
- * High peak reverse power dissipation
- * Glass passivated junction
- * Build-in strain relief

MECHANICAL DATA

- * Case: Molded plastic
- * Epoxy: UL 94V-0 rate flame retardant
- * Lead: MIL-STD-202E, Method 208 guaranteed
- * Polarity: Color band denotes cathode end
- * Mounting position: Any
- * Weight: 0.33 gram approx.



DO-41



MAXIMUM RATINGS AND ELECTRICAL CHARACTERISTICS

Ratings at 25 °C ambient temperature unless otherwise specified.
Single phase, half wave, 60 Hz, resistive or inductive load.
For capacitive load, derate current by 20%.

	SYMBOL	VALUE	UNITS
Maximum Power Dissipation @TL=75°C (Note 1)	P _{tot}	1.5	W
Peak pulse current with a 10/1000µs waveform	V _F	1.5	Volts
Junction Temperature Range	T _J	-55 to +150	°C
Storage Temperature Range	T _{STG}	-55 to +150	°C

NOTES : 1. TL=Lead temperature at 3/8" (9.5mm) from body.

Fig. 1 - POWER TEMPERATURE DERATING CURVE

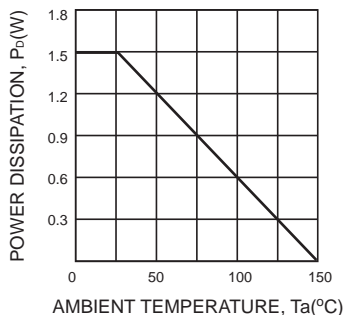
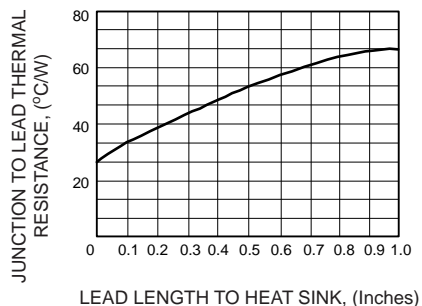


Fig. 2 - TYPICAL THERMAL RESISTANCE VERSUS LEAD LENGTH



RATING AND CHARACTERISTIC CURVES (1N5920B THRU 1N5956B)

TYPE	Nominal Zener Voltage $V_Z @ I_{ZT}$	Zener Test Current I_{ZT} mA	Maximum Zener Impedance		I_{ZK} mA	Maximum Reverse Leakage Current		Maximum Regulator Current I_{ZM} mA
			$Z_{ZT} @ I_{ZT}$ Ohms	$Z_{ZK} @ I_{ZK}$ Ohms		I_R μA	@ V_R Volts	
1N5920B	6.2	60.5	2.0	200	1.00	2.5	4.0	240.0
1N5921B	6.8	55.1	2.5	200	1.00	2.5	5.2	220.0
1N5922B	7.5	50.0	3.0	400	0.50	2.5	6.0	200.0
1N5923B	8.2	45.7	3.5	400	0.50	2.5	6.5	182.0
1N5924B	9.1	41.2	4.0	500	0.50	2.5	7.0	164.0
1N5925B	10.0	37.5	4.5	500	0.25	2.5	8.0	150.0
1N5926B	11.0	34.1	5.5	550	0.25	0.5	8.4	136.0
1N5927B	12.0	31.2	6.5	550	0.25	0.5	9.1	125.0
1N5928B	13.0	28.8	7.0	550	0.25	0.5	9.9	115.0
1N5929B	15.0	25.0	9.0	600	0.25	0.5	11.4	100.0
1N5930B	16.0	23.4	10.0	600	0.25	0.5	12.2	93.0
1N5931B	18.0	20.8	12.0	650	0.25	0.5	13.7	83.0
1N5932B	20.0	18.7	14.0	650	0.25	0.5	15.2	75.0
1N5933B	22.0	17.0	17.5	650	0.25	0.5	16.7	68.0
1N5934B	24.0	15.6	19.0	700	0.25	0.5	18.2	62.0
1N5935B	27.0	13.9	23.0	700	0.25	0.5	20.6	55.0
1N5936B	30.0	12.5	26.0	750	0.25	0.5	22.8	50.0
1N5937B	33.0	11.4	33.0	800	0.25	0.5	25.1	45.0
1N5938B	36.0	10.4	38.0	850	0.25	0.5	27.4	41.0
1N5939B	39.0	9.6	45.0	900	0.25	0.5	29.7	38.0
1N5940B	43.0	8.7	53.0	950	0.25	0.5	32.7	34.0
1N5941B	47.0	8.0	67.0	1000	0.25	0.5	35.8	31.0
1N5942B	51.0	7.3	70.0	1100	0.25	0.5	38.8	29.0
1N5943B	56.0	6.7	86.0	1300	0.25	0.5	42.6	26.0
1N5944B	62.0	6.0	100.0	1500	0.25	0.5	47.1	24.0
1N5945B	68.0	5.5	120.0	1700	0.25	0.5	51.7	22.0
1N5946B	75.0	5.0	140.0	2000	0.25	0.5	56.0	20.0
1N5947B	82.0	4.6	160.0	2500	0.25	0.5	62.2	18.0
1N5948B	91.0	4.1	200.0	3000	0.25	0.5	69.2	16.0
1N5949B	100.0	3.7	250.0	3100	0.25	0.5	76.0	15.0
1N5950B	110.0	3.4	300.0	4000	0.25	0.5	83.6	13.0
1N5951B	120.0	3.1	380.0	4500	0.25	0.5	91.2	12.0
1N5952B	130.0	2.9	450.0	5000	0.25	0.5	98.8	11.0
1N5953B	150.0	2.5	600.0	6000	0.25	0.5	114.0	10.0
1N5954B	160.0	2.3	700.0	6500	0.25	0.5	121.6	9.0
1N5955B	180.0	2.1	900.0	7000	0.25	0.5	136.8	8.0
1N5956B	200.0	1.9	1900.0	8000	0.25	0.5	152.0	7.0

NOTE: Standard Zener Voltage Tolerance $\pm 5\%$

Fig. 3 - TEMPERATURE COEFFICIENTS
v.s. ZENER VOLTAGE

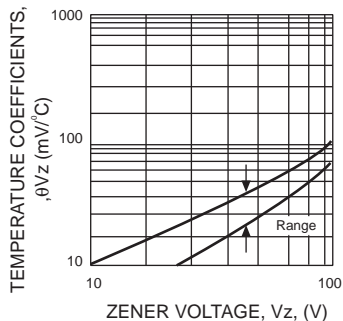
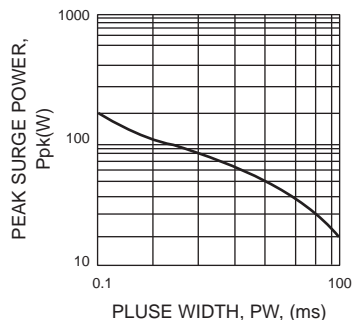


Fig. 4 - MAXIMUM SURGE POWER



Disclaimer

Any Customer or user of this document or products described herein in such applications shall assume all risks of such use and will agree to hold *DC COMPONENTS* harmless against all damages.

DC COMPONENTS disclaims any and all liability arising out of the application or use of any product, including consequential or incidental damages. Statement regarding the suitability of products for certain types of applications are based on *DC COMPONENTS*'s knowledge of typical requirements that are often placed on *DC COMPONENTS* products in generic applications. Such statements are not binding statements about the suitability of products for a particular application. It is the customer's responsibility to validate that a particular product with the properties described in the product specification is suitable for use in a particular application.

DC COMPONENTS reserve the right to make modifications, enhancements, improvements, corrections or other changes without further notice to this document and any product described herein, and disclaim any and all liability for any errors, inaccuracies or incompleteness contained in any datasheet or in any other disclosure relating to any product. Parameters provided in datasheets and specifications may vary in different applications and performance may vary over time. All operating parameters, including typical parameters, must be validated for each customer application by the customer's technical experts. Product specifications do not expand or otherwise modify *DC COMPONENTS*'s terms and conditions of purchase, including but not limited to the warranty expressed therein.

Unless otherwise in writing, *DC COMPONENTS* products are intended for use as general electronic components in standard applications (eg: Consumer electronic, Computer equipment, Office equipment, etc.), and not recommended for use in a high specific application where a failure or malfunction of the device could result in human injury or death (eg: Aerospace equipment, Submarine cables, Combustion equipment, Safety devices, Life support systems, etc.)

Customers using or selling *DC COMPONENTS* products not expressly indicated for use in such applications do so at their own risk. If customer intended to use *DC COMPONENTS* standard quality grade devices for applications not envisioned by *DC COMPONENTS*, please contact our sales representatives in advance.



DC COMPONENTS CO., LTD.

X-ON Electronics

Largest Supplier of Electrical and Electronic Components

Click to view similar products for [Zener Diodes](#) category:

Click to view products by [DC Components](#) manufacturer:

Other Similar products are found below :

[DL5234B](#) [1N4682](#) [1N4691](#) [1N4693](#) [1N4732A](#) [1N4733A-TR](#) [1N4736A](#) [1N4750A](#) [1N4759ARL](#) [1N5241B](#) [1N5365B](#) [1N5369B](#) [1N747A](#)
[1N959B](#) [1N964B](#) [1N966B](#) [1N968B](#) [1N972B](#) [NTE5121A](#) [NTE5147A](#) [NTE5152A](#) [NTE5155A](#) [NTE5164A](#) [JANS1N4974US](#) [1N4692](#)
[1N4700](#) [1N4702](#) [1N4704](#) [1N4711](#) [1N4714](#) [1N4737A](#) [1N4745ARL](#) [1N4752A](#) [1N4752ARL](#) [1N4760ARL](#) [1N5221B](#) [1N5236B](#) [1N5241BTR](#)
[1N5242BTR](#) [1N5350B](#) [1N5352B](#) [1N961BRR1](#) [1N964BRL](#) [RKZ5.1BKU#P6](#) [3SMAJ5950B-TP](#) [3SMAJ5953B-TP](#) [3SMBJ5925B-TP](#)
[TDZTR24](#) [441774C](#) [MMSZ5232BQ-13-F](#)