



*DC COMPONENTS CO., LTD.*

RECTIFIER SPECIALISTS

AB05S  
THRU  
AB10S

*TECHNICAL SPECIFICATIONS OF SURFACE MOUNT GLASS PASSIVATED BRIDGE RECTIFIER*

*VOLTAGE RANGE - 50 to 1000 Volts*

*CURRENT - 0.8 Ampere*

**FEATURES**

- \* High surge current capability
- \* Ideal for printed circuit board
- \* Glass passivated junction

**MECHANICAL DATA**

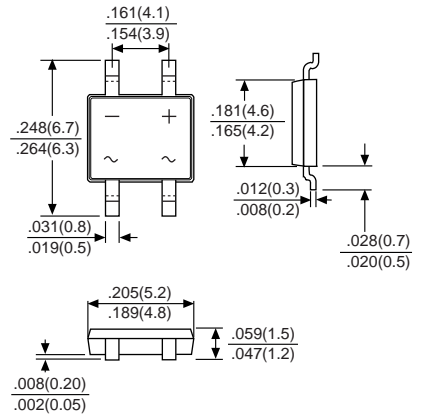
- \* Case: Molded plastic
- \* Epoxy: UL 94V-0 rate flame retardant
- \* Terminals: MIL-STD-202E, Method 208 guaranteed
- \* Polarity: Symbols molded or marked on body
- \* Mounting position: Any
- \* Weight: 0.09 gram

**MAXIMUM RATINGS AND ELECTRICAL CHARACTERISTICS**

Ratings at 25 °C ambient temperature unless otherwise specified.  
Single phase, half wave, 60 Hz, resistive or inductive load.  
For capacitive load, derate current by 20%.



ABS



Dimensions in inches and (millimeters)

	SYMBOL	AB05S	AB1S	AB2S	AB4S	AB6S	AB8S	AB10S	UNITS
Maximum Recurrent Peak Reverse Voltage	V <sub>RRM</sub>	50	100	200	400	600	800	1000	Volts
Maximum RMS Bridge Input Voltage	V <sub>RMS</sub>	35	70	140	280	420	560	700	Volts
Maximum DC Blocking Voltage	V <sub>DC</sub>	50	100	200	400	600	800	1000	Volts
Maximum Average Forward Output Current at T <sub>A</sub> = 50 °C (Note 1)	I <sub>O</sub>	0.8							Amps
Peak Forward Surge Current 8.3 ms single half sine-wave superimposed on rated load (JEDEC Method)	I <sub>FSM</sub>	25							Amps
Maximum DC Forward Voltage Drop per Bridge Element at 0.8A DC	V <sub>F</sub>	1.1							Volts
Maximum Reverse Current at rated DC Blocking Voltage per element	@T <sub>A</sub> = 25°C	5.0							μAmps
	@T <sub>A</sub> = 125°C	100							
Typical Junction Capacitance ( Note 2)	C <sub>J</sub>	13							pF
Typical Thermal Resistance (Note 3)	R <sub>θJA</sub>	85							°C/W
Operating and Storage Temperature Range	T <sub>J,TSTG</sub>	-50 to + 150							°C

- NOTES: 1. Mounted on P.C. board with 4x(5x5mm<sup>2</sup>) copper pad.  
2. Measured at 1.0 MHZ and applied reverse voltage of 4.0V DC.  
3. Thermal resistance junction to ambient.

# RATING AND CHARACTERISTIC CURVES ( AB05S THRU AB10S )

FIG. 1 - MAXIMUM NON-REPETITIVE SURGE CURRENT

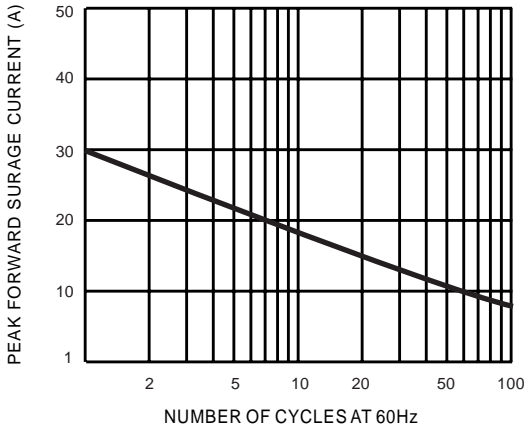


FIG. 2 - DERATING CURVE FOR OUTPUT RECTIFIED CURRENT

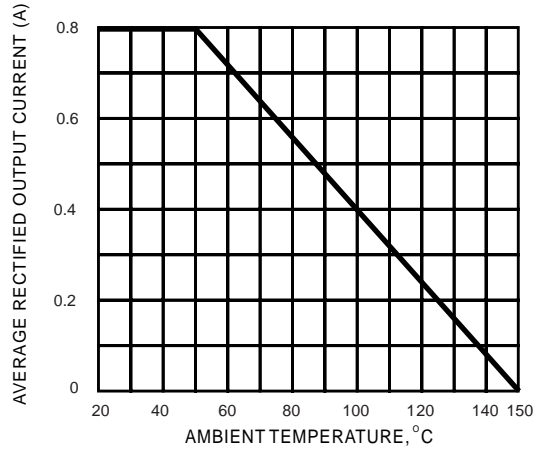


FIG. 3 - TYPICAL FORWARD CHARACTERISTICS

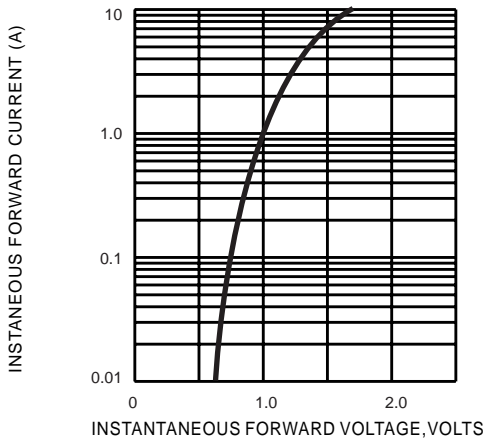
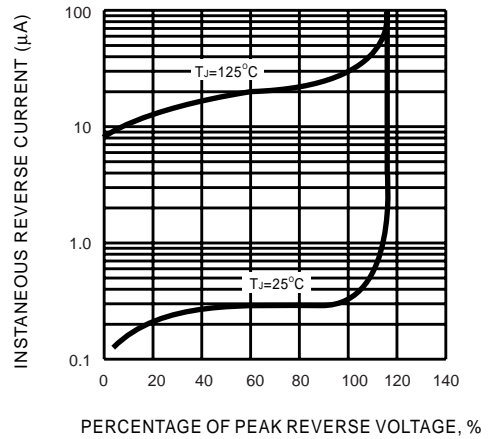


FIG. 4 - TYPICAL REVERSE CHARACTERISTICS



DC COMPONENTS CO., LTD.

## X-ON Electronics

Largest Supplier of Electrical and Electronic Components

*Click to view similar products for [Bridge Rectifiers](#) category:*

*Click to view products by [DC Components](#) manufacturer:*

Other Similar products are found below :

[MB2510](#) [MB356G](#) [MB358G](#) [MP358-BP](#) [GBJ1504-BP](#) [GBU15J-BP](#) [GBU15K-BP](#) [GBU4A-BP](#) [GBU4D-BP](#) [GBU6B-E3/45](#) [GSIB680-E3/45](#)  
[DB101-BP](#) [DF01](#) [DF10SA-E345](#) [BU1508-E3/45](#) [KBPC50-10S](#) [RS405GL-BP](#) [G5SBA60-E3/51](#) [GBJ1502-BP](#) [GBU10J-BP](#) [GBU4J-BP](#)  
[GBU6M](#) [GBU8D-BP](#) [GBU8J-BP](#) [GSIB1520-E3/45](#) [2KBB10](#) [36MB140A](#) [TB102M](#) [MB1510](#) [MB258](#) [MB6M-G](#) [MB86](#) [TL401G](#)  
[MDA920A2](#) [TU602](#) [TU810](#) [BR1005-BP](#) [BR101-BP](#) [BR84DTP204](#) [BU2006-E3/45](#) [BU2008-E3/51](#) [36MB100A](#) [36MT160](#) [36MT60](#)  
[KBPC25-02](#) [VS-2KBB60](#) [DBB08G-TM-E](#) [DBD250G](#) [DBF20G](#) [DF06SA-E345](#)